



INSTALLATION GUIDE


PARTS: 1310-0936, 1310-0937, 1310-0938, 1310-0939

LEGEND REVO

WWW.LEGENDSUSPENSIONS.COM

FITMENT:

1999-2014 HARLEY-DAVIDSON
FL TOURING AND FL LO PRO TOURING MODELS



WARRANTY

All Legend Suspension System™ parts are guaranteed to the original purchaser to be free of manufacturing defects and workmanship. Merchandise that fails to conform to these conditions will be repaired or replaced at Legend Suspension Systems™ option if the parts are returned to us by the purchaser. Warranty coverage is limited lifetime.

In the event warranty service is required, the original purchaser must call or e-mail Legend Suspension Systems™ immediately with the problem. Some problems can be rectified by a telephone call and need no further course of action.

A part that is suspect of being defective must not be replaced by a Dealer without prior authorization from Legend Suspension Systems™. If it is deemed necessary for Legend Suspension Systems™ to make an evaluation to determine whether the part was defective, a return authorization number must be obtained from Legend Suspension Systems™. The parts must be packaged properly so as to not cause further damage and be returned prepaid to Legend Suspension Systems™ with a copy of the original invoice of purchase. If after an evaluation has been made by Legend Suspension Systems™ and the part was found to be defective, repair will be made at Legend Suspension Systems™ discretion.

ADDITIONAL WARRANTY PROVISIONS

- (1) Legend Suspension Systems™ shall have no obligation in the event a Legend Suspension Systems™ part is modified by any other person or organization.
- (2) Legend Suspension Systems™ shall have no obligation if a Legend Suspension Systems™ part becomes defective in whole or in part as a result of improper installation, improper maintenance, improper use, abnormal operation, or any other misuse or mistreatment of the Legend Suspension Systems™ part.
- (3) Legend Suspension Systems™ shall not be liable for any consequential or incidental damages resulting from the failure of a Legend Suspension Systems™ part, the breach of any warranties, the failure to deliver, delay in delivery in non-conforming condition, or for any other breach of contract of duty between Legend Suspension Systems™ and a customer.
- (4) Legend Suspension Systems™ shall have no warranty or liability obligation if a Legend Suspension Systems™ part is used in any other application. Vehicles used in competition or off road are exempt from all warranties.
- (5) All warranty items will require the original purchase invoice.

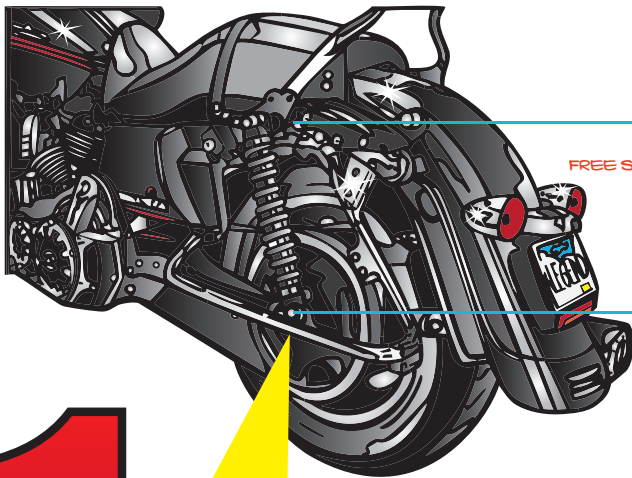
WARNING: Legend Suspension Systems™ assumes no responsibility for damage or injuries which may result from the use or installation of its products, whether or not properly installed or used.

All parts sold or manufactured by Legend Suspension Systems™ are warranted against all manufacture defects or workmanship defects. Should a product we manufacture be defective, it must be returned to Legend Suspension Systems™. All returns must be authorized in advance with RA#. Freight must be prepaid by customer. If our product is found to be defective, it will be repaired free of charge or exchanged at Legend Suspension Systems™ discretion. Repairs or exchanges will not be issued if merchandise has been damaged, abused or modified. Any disagreement which may arise out of this agreement shall be submitted to arbitration and shall be enforceable under the laws of the State of South Dakota. Judgement on the award shall be entered into by the said court, and the decision of the arbitrator shall be a condition precedent to legal rights. The parties shall submit disputed matters under the Rules of the American Arbitration Association and the losing party shall pay both parties' attorneys' fees and costs.

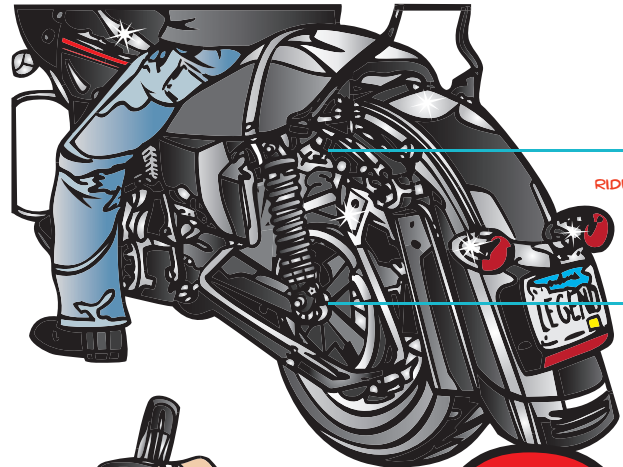




PROPERLY SUPPORT YOUR MOTORCYCLE PRIOR TO SUSPENSION INSTALLATION!



FREE SAG



RIDER SAG

1

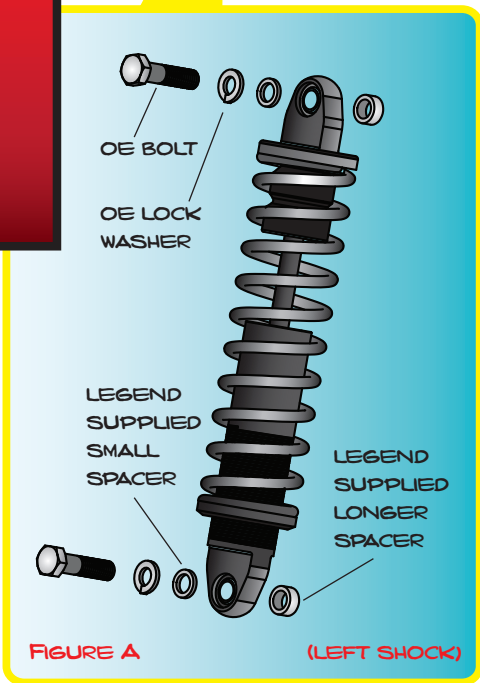


FIGURE A

(LEFT SHOCK)

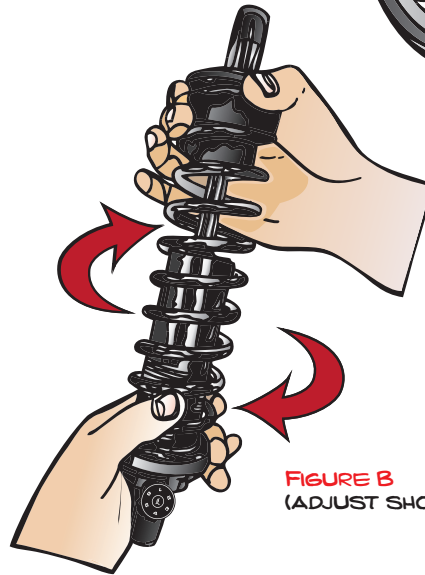


FIGURE B
(ADJUST SHOCKS WHILE ON BIKE)

2

STEP TWO: SAG ADJUSTMENT

MOST ARE FAMILIAR WITH A SUSPENSION COMPRESSING TO GO OVER BUMPS. THERE ARE ALSO POT HOLES AND OTHER GAPS IN THE ROAD THAT REQUIRE THE SUSPENSION TO WORK IN THE OPPOSITE DIRECTION. TO ACHIEVE THIS SHOCKS ARE COMPRESSED A SMALL AMOUNT BY THE WEIGHT OF THE BIKE AND THE RIDER(S). THIS IS CALLED SAG AND IS ADJUSTED BY PRE LOADING THE SPRING AS SHOWN IN **FIGURE B**.

THE TWO MEASUREMENTS NEEDED ARE CALLED FREE SAG AND RIDER SAG. BOTH MEASUREMENTS ARE IDEALLY MEASURED FROM THE CENTER OF THE REAR WHEEL AXLE TO A POINT ON THE FRAME/FENDER DIRECTLY ABOVE THE AXLE.

FREE SAG IS MEASURED WHEN BIKE IS UNLOADED AND SHOCKS ARE FULLY EXTENDED.

RIDER SAG IS MEASURED WHEN BIKE IS LOADED WITH THE RIDER(S) AND GEAR.

SAG IS THE DIFFERENCE BETWEEN RIDER AND FREE SAG. SUBTRACT THE RIDER SAG FROM THE FREE SAG MEASUREMENT, AND YOU HAVE THE SAG MEASUREMENT WE ARE INTERESTED IN. A GOOD STARTING POINT FOR THE REVO 12 INCH SHOCKS IS APPROXIMATELY 0.5" SAG. A GOOD STARTING POINT FOR THE REVO 13 INCH SHOCKS IS APPROXIMATELY 0.75" SAG. THEN MAKE SMALL ADJUSTMENTS FOR PERSONAL PREFERENCE. TIGHTEN SPRING FOR LESS SAG AND LOOSE SPRING TO INCREASE SAG.



WARNING:

BEFORE PURCHASING OR ATTEMPTING TO INSTALL SHOCKS THAT ARE DIFFERENT THAN THE OEM LENGTH CONFIRM THAT YOUR WHEEL TRAVEL CAN BE ALTERED WITHOUT CAUSING CLEARANCE ISSUES SUCH AS, SWING ARM / AXLE TO EXHAUST CONTACT AS WELL AS CHAIN/BELT GUARD OR TIRE CONTACT.

STEP ONE: INSTALL SHOCKS

- WITH MOTORCYCLE PROPERLY SUPPORTED ON JACK, REMOVE THE STOCK SHOCKS.
- APPLY BLUE THREAD LOCKER TO THE FASTENERS AND INSTALL YOUR REVO SHOCKS AS SHOWN IN **FIGURE A**.