

\$14.95

Spare parts

1954

1941 TO 1954 — 61",
74" & 80" BIG TWINS,
SIDECARS, 45" SOLO
AND SERVI-CARS



COMPLETE DEALER'S CATALOG
OF SPARE PARTS FOR BIG TWIN
AND 45" MODEL HARLEY-DAVIDSON
MOTORCYCLES, SIDECARS
AND SERVI-CARS

This catalog covers 1941 to 1954 61" and 74" Big Twins,
and Sidecars for the same models, also 1941 to 1954 45"
models and Servi-Cars.

HARLEY-DAVIDSON MOTOR COMPANY
MILWAUKEE 1, WISCONSIN

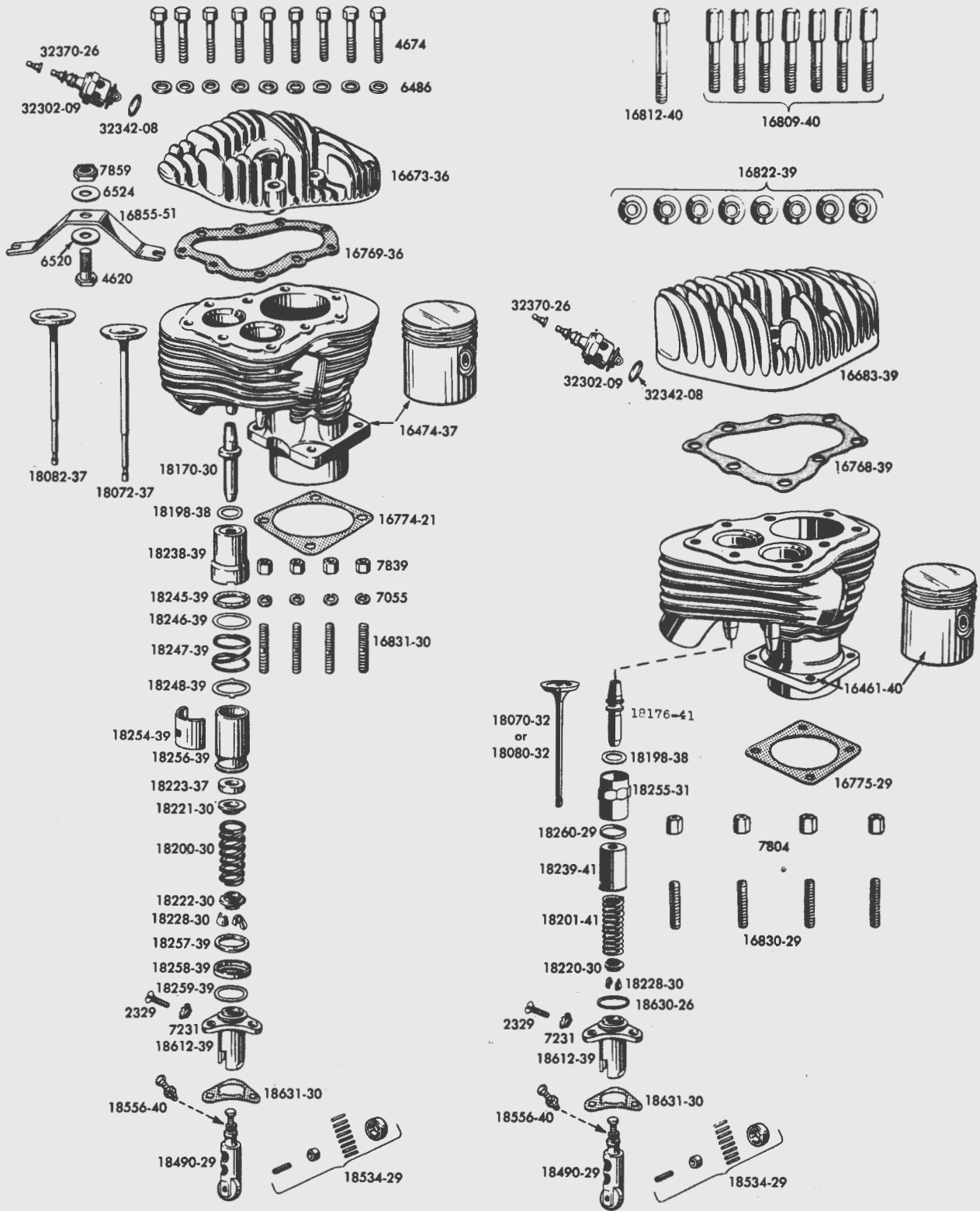
INDEX

To facilitate finding parts in this book, we list all parts in groups as follows:

MOTOR			
Cylinders and Motor Gaskets	2	Seat Post	118
Rocker Arms, Valve Covers, Push Rods - OHV Models	9	Saddle Group	115
Valves and Tappets	10	Buddy Seat and Parts	115
Pistons, Rings and Pins	15	Tandem and Parts	117
Flywheels, Shafts, Connecting Rods	19	Luggage Carriers	119
Crankcase and Fittings	23	Ride Control and Parts	120
Gear Case Covers, Fittings and Gears	28	Front Fork Shock Absorber and Fittings	121
Oil Pumps and Fittings, Oil Pressure Switch	31		
CARBURETORS AND AIR CLEANERS			
Inlet Pipes	34	Handlebars and Controls (to 1948)	122
Carburetor and Parts	36	Handlebars and Control (1949 to 1954)	123
Air Intake and Cleaner Group	43	WINDSHIELDS AND LEGSHIELDS	
Oil Bath Air Cleaner Group	43	All Plastic Shields	126
Round Type Air Cleaner Parts	44	Windshield Parts - Old Style	129
Rectangular Air Cleaner Parts	44	Winter Windshield	130
Carburetor Choke Control	45	Legshields	132
GENERATOR			
Generator, Frame and Fields	45	FENDERS, CHAINGUARD, TANKS	
Generator Brush Group	46	Fender Group	134
Armature Group	47	Chain Guards	138
Spark Coil and Cables	47	Right and Left Tank Group	140
Circuit Breaker (Timer) and Wiring	49	Gas Tank Shut-Offs and Gas Lines	142
Radio Generator and Spark Coil Group	52	Oil Tank and Oil Lines	143
		Oil Filter Group	145
		Tool Box	146
TRANSMISSION			
Complete Transmissions - All Models	57	MUFFLERS, BATTERIES, SPEEDOMETER	
Starter Crank Group	59	Muffler and Exhaust Pipes	147
Starter Parts	61	Batteries and Battery Parts	150
Gear Shifter Parts - Handshift	62	Speedometer Parts	152
Gear Shifter Parts - Footshift	63	LAMPS	
Shifting Shaft and Lever	65	Head Lamp	153
Shifting Fork and Shaft	66	Tail Lamp and Stop Light	155
Gear Box and Parts	66	Front Fender Lamp and Parts	156
Mainshaft Group - (61", 74" & 80" twins)	69	Direction Signal Lamp and Parts	158
Mainshaft Group - (45"s and Servi-Cars)	69	Spotlights and Parts	160
Countershaft (61", 74" & 80" twins)	72	HORN, WIRING AND INST. PANEL	
Countershaft (45"s and Servi-Cars)	73	Horn - Old Style	161
Right Hand Gear Shift and Left Hand Throttle Parts	73	Horn - New Style	163
		Wiring	164
		Instrument Panel	168
CLUTCH GROUP			
Clutch Foot Lever and Parts	76	SWITCHES	
Clutch Release Lever and Parts	78	Ignition and Light Switches	172
Clutch Push Rod and Clutch Gear Parts	78	Handlebar Horn and Light Switch	173
Clutch Hub Parts	80	Stoplight Switch	173
Clutch Discs	81	Terminal Plate, Terminal Box and Relay	174
Hand Clutch Control	81	Current and Voltage Regulator	174
Booster Clutch Parts - Footshift	83	RADIO	
CHAINS AND SPROCKETS			
Duckworth Chains and Links	84	Police Radios - Boxes and Fittings	176
Diamond Chains and Links	84	Antenna and Fittings	178
Sprockets	85	Radio Carriers	178
WHEELS AND BRAKES			
Rear Axles and Fittings	86	SERVI-CARS	
Rear Wheel Brake and Control Parts	86	Tow Bar Assemblies and Clamp Sets	178
Wheel Rims and Spokes	90	Tow Bar Parts for 1941 to Early 1949	179
Front Wheel and Parts - 45" twins	90	Tow Bar Parts for Later 1949 to 1954 - tow bar	180
Interchangeable Wheel and Parts	91	Parts of Auxiliary Clamps	182
Front Axles and Fittings	93	Axle and Differential Group - Servi-Cars	182
Front Wheel Brake and Control Parts	93	Wheel Group - Servi-Car	187
		Servi-Car Box and Attachments	188
		Check Strap - Shock Absorber - Servi-Cars	190
FORKS AND FRAMES			
Spring Fork Group	98	SIDECARS	
Steering Damper and Parts (Spring Fork Models,	101	Frame Group - Sidecar	190
1949 to 1954 - Hydra Glide Fork Parts	101	Axle and Brake Group - Sidecars	191
Fork Bracket	102	Fender Group - Sidecars	193
Fork Sliders and Tubes	102	Springs and Attachments - Sidecars	193
Fork Panels	104	Sidecar Body and Fittings	195
Steering Damper Group - 1949 to 1954	105	Recoil Check - Sidecar	196
Frame and Fittings	107	Windshields and Parts - Sidecar	197
Head Fittings	107	Brake Lock and Parts - Spare Wheel Carrier	198
		Special Parts for Left Hand Sidecars	198
SAFETY GUARD AND STANDS			
Safety Guards and Fittings	108	MISCELLANEOUS	
Front and Rear Stand Group	109	Front and Rear Bumper Group	200
Jiffy Stand Parts	110	Siren Parts (Sterling)	201
Footboard Group	111	Rear Siren and Parts (New Style)	203
		War Model Sirens	205
		Spark Plug Holder	206
		Miscellaneous Listing, Screws, Bolts, Nuts, etc.	207

Part No.	NAME	Price Each	Used On
CYLINDER AND MOTOR GASKETS			
16460-36	Front cylinder with piston cpt. . .		--1936 to 1950-45's with iron heads . . .
16460-40	Front cylinder with piston cpt. . .		--1940 to 1943 WLA & WLC; 1945 to 1952-WL with aluminum heads 1951 & 1952-45's, 1953 & 1954--Servi-Cars.
16461-36	Rear cylinder with piston cpt. . .		--1936 to 1950-45's with iron heads . . .
16461-40	Rear cylinder with piston cpt. . .		--1940 to 1943 WLA & WLC; 1945 to 1952 WL with aluminum heads, 1953 & 1954-- Servi-Cars
16461-51	Rear cylinder with piston cpt. . .		--1951 & 1952--45" twins.
16473-37	Front cylinder with piston cpt. . .		--1937 to 1948--74" side valves
16474-37	Rear cylinder with piston cpt. . .		--1937 to 1948--74" side valves
16483-36	Front cylinder with piston cpt. . .		--1936 to 1947--61" OHV
16483-41	Front cylinder with piston cpt. . .		--1941 to 1947--74" OHV
16483-48	Front cylinder with piston cpt. (low compression).		--1948 to 1952--61" OHV
16484-48	Front cylinder with piston cpt. (high compression)		--1948 to 1952--74" OHV
16484-53	Front cylinder with piston cpt. . .		--1953 & 1954--74" OHV.
16485-48	Front cylinder with piston cpt. (low compression).		--1948 to 1952--74" OHV
16486-48	Front cylinder with piston cpt. (high compression)		--1948 to 1952--61" OHV
16490-36	Rear cylinder with piston cpt. . .		--1936 to 1947--61" OHV
16491-41	Rear cylinder with piston cpt. . .		--1941 to 1947--74" OHV
16492-48	Rear cylinder with piston cpt. (low compression).		--1948 to 1952--61" OHV
16493-48	Rear cylinder with piston cpt. (high compression)		--1948 to 1952--74" OHV
16493-53	Rear cylinder with piston cpt. . .		--1953 & 1954--74" OHV.
16494-48	Rear cylinder with piston cpt. (low compression).		--1948 to 1952--74" OHV
16495-48	Rear cylinder with piston cpt. (high compression)		--1948 to 1952--61" OHV
16661-40	Set of aluminum cylinder heads (high compression) (marked 8.2). Consists of:		--1937 to 1948--74" & 70" side valves . .
	1 16666-40 Rear cylinder head.		
	1 16667-40 Front cylinder head		
	18 16822-39 Head bolt washer.		
16662-40	Set of aluminum cylinder heads (medium compression) (marked 9.3)		--1937 to 1946--74" & 80" side valves . .
	Consists of:		
	1 16663-40 Front cylinder head		
	1 16665-40 Rear cylinder head.		
	18 16822-39 Head bolt washer.		
16667-36	Front cylinder head, low com- pression (marked 10.5)		--1936 to 1948--74" & 80" side valves . .
16670-36	Front cylinder head, medium com- pression (marked 9.3).		--1936 to 1948--74" & 80" side valves . .
16673-36	Rear cylinder head, medium com- pression (marked 9.3):		--1936 to 1948--74" & 80" side valves . .
16676-36	Front cylinder head, high com- pression (marked 8.2).		--1936 to 1948--74" & 80" side valves . .
16679-36	Rear cylinder head, high com- pression (marked 8.2).		--1936 to 1948--74" & 80" side valves . .
16680-36	Rear cylinder head, low compression (marked 10.5).		--1936 to 1948--74" & 80" side valves . .
16681-39	Front cylinder head (marked 6.1) aluminum		--1940 to 1946 WLD, 1947 to 1952 45's . .
16683-39	Rear cylinder head (marked 6.1) aluminum		--1940 to 1946 WLD, 1947 to 1952 45's . .

Part No.	NAME	Price Each	Used On
----------	------	------------	---------



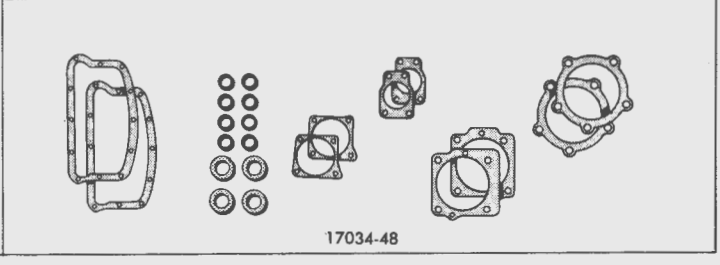
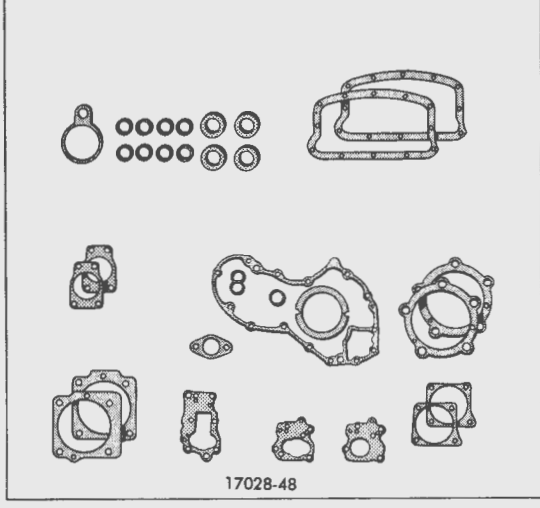
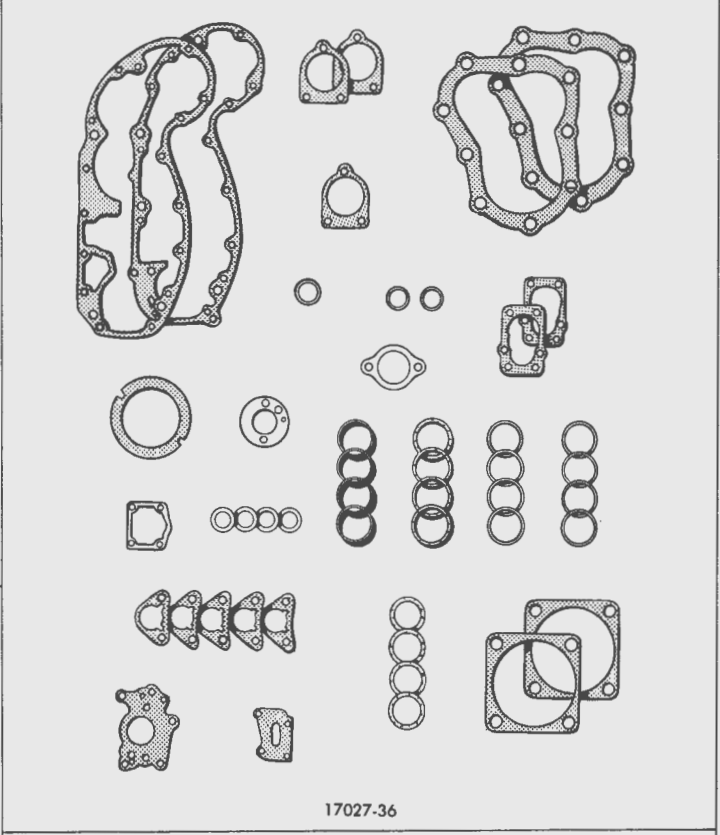
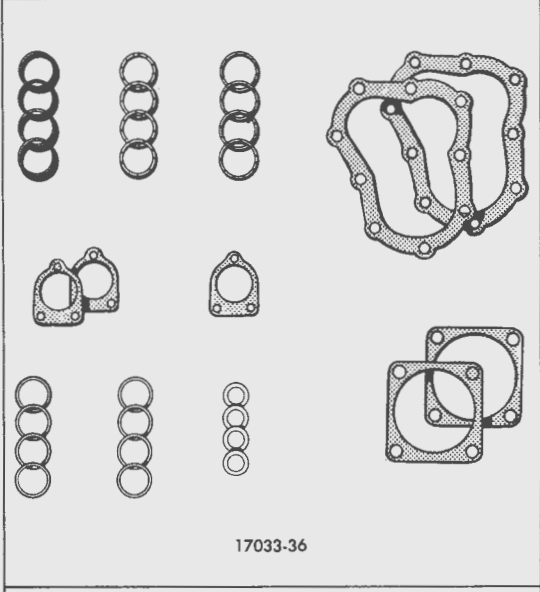
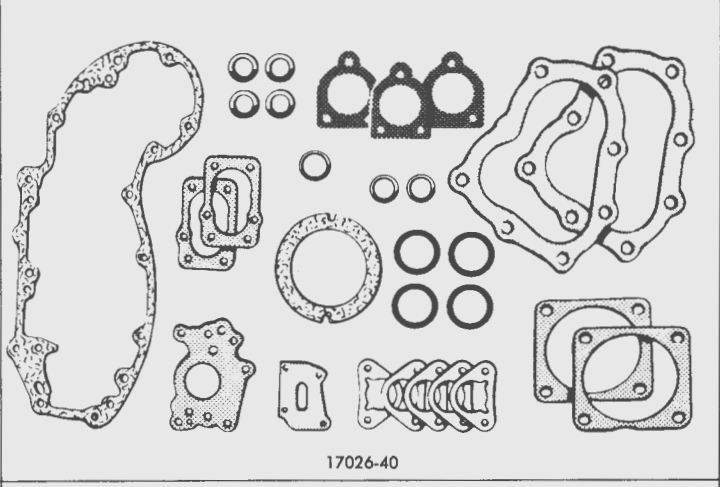
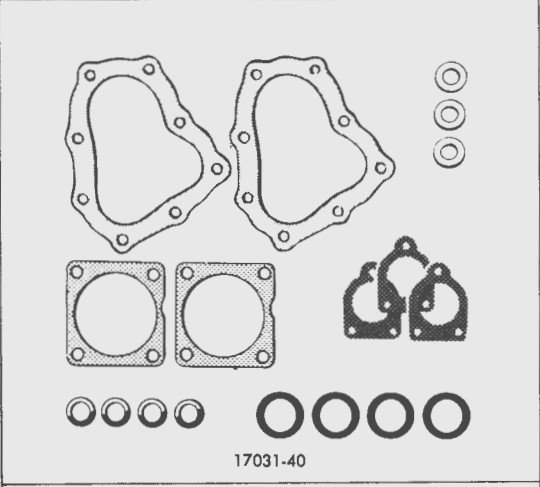
CYLINDER and VALVES—SIDEVALVES

Part No.	NAME	Price Each	Used On
CYLINDER AND MOTOR GASKETS—Continued			
16692-36	Front cylinder head (marked 5.5) iron		--1936 to 1950--G, W & WL
16692-40	Front cylinder head, aluminum		--1940 to 1943 WLA & WLC; Some 1945 & 1946--WL
16692-51	Front cylinder head (marked 5.5) iron		--1951 & 1952--45" twin, 1953 & 1954-- Servi-Cars
16695-36	Rear cylinder head (marked 5.5) iron		--1936 to 1950--G, W & WL
16695-40	Rear cylinder head, aluminum.		--1940 to 1943 WLA & WLC; some 1945 & 1946 WL.
16695-51	Rear cylinder head (marked 5.5) iron		--1951 & 1952--45" twin, 1953 & 1954-- Servi-Cars
16697-40	Front cylinder head		--1940 to 1947--OHV
16697-48	Front cylinder head		--1948--OHV
16700-40	Rear cylinder head.		--1940 to 1947--OHV
16700-48	Rear cylinder head.		--1948--OHV
16702-49	Front cylinder head		--1949 to 1954--OHV
16703-49	Rear cylinder head.		--1949 to 1954--OHV
16768-36	Cylinder head gasket (2).		--1936 to 1950--G, & WL iron heads.
16768-39	Cylinder head gasket (2).		--1939 to 1950--45" twins with aluminum heads, 1951 & 1952--45" twins, 1953 & 1954--Servi-Cars
16769-36	Cylinder head gasket (2).		--1936 to 1948--74" & 80" side valves
16770-36	Cylinder head gasket (2).		--1936 to 1947--OHV
16770-48	Cylinder head gasket (2).		--1948 to 1954--OHV
16774-21	Cylinder base gasket.		--1924 to 1947--61", 74" & 80" twins, 1948--74" side valves.
16775-29	Cylinder base gasket.		--1929 to 1952--45" twins, 1953 & 1954-- Servi-Cars
16776-48	Front cylinder base gasket.		--1948 to 1954--OHV
16777-48	Rear cylinder base gasket		--1948 to 1954--OHV
16800-26	Cylinder head stud (2-1/8")		--1932 to 1950--45" twins, iron heads
16801-26	Cylinder head stud, oversize (7/16")		--1929 to 1950--45" twins, iron heads
16802-29	Cylinder head stud (1-15/16")		--1929 to 1950--45" twins, iron heads
4674	Cylinder head bolt (7/16" - 16 x 1-7/8")		--Later 1930 to 1948--74" & 80" side valves
16806-30	Cylinder head bolt, oversize (1/2" - 13 x 1-5/8")		--1930 to 1948--74" & 80" side valves
16809-40	Cylinder head bolt (1-3/4")		--1940 to 1946 WLD, 1947 to 1950 WL with aluminum heads, 1951 & 1952--45" twins, 1953 & 1954--Servi-Cars
16810-40	Cylinder head bolt (2) (2-15/16")		--1940 to 1946 WLD.
16811-40	Cylinder head bolt, short (14).		--1940 to 1943 WLA & WLC; 1945 & 1946 WL with aluminum heads.
16812-40	Cylinder head bolt, long (2).		--1940 to 1943 WLA & WLC; 1945 to 1952 WL with aluminum heads.
16813-45	Front cylinder head bolt.		--1942 WLA with long crankcase relief pipe
16813-51	Cylinder head bolt (14) (1-19/32")		--1951 & 1952--45" twins, iron heads, 1953 & 1954--Servi-Cars.
16814-40	Cylinder head bolt (10) (7/16" - 16 x 2-9/16")		--1940 to 1947--OHV
16814-48	Cylinder head bolt (10) (7/16" - 20 x 2-9/16")		--1948 to 1954--OHV
16820-26	Cylinder head stud nut, long (12)		--1929 to 1950--45" twins, iron heads
7782	Cylinder head stud nut.		--1929 to 1952--45" twins, iron heads, 1953 & 1954--Servi-Cars.
6486	Cylinder head bolt washer		--1936 to 1948--74" & 80" side valves, with iron heads, 1940 to 1946, WLD

Part No.	NAME	Price Each	Used On
CYLINDER AND MOTOR GASKETS—Continued			
• 16822-39	Cylinder head bolt washer (16) . .		--1940 to 1948--74" & 80" side valves, aluminum heads. 1940 to 1952--45" twins, aluminum heads.
6395	Cylinder stud plain washer. . . .		--1929 to 1950--45" twins, iron heads . .
6469	Cylinder head bolt washer (10). . .		--1936 to 1954--OHV
16825-48	Cylinder head drain hole plug . .		--1948 & 1949--OHV.
16830-29	Cylinder base stud (1-13/16") (8)		--1929 to 1952--45" twins, 1953 & 1954--Servi-Cars
• 16831-30	Cylinder base stud (8).		--1930 to 1954--61", 74", & 80" twins . .
7804	Cylinder base stud nut (8).		--1929 to 1952--45" twins, 1953 & 1954--Servi-Cars
• 7839	Cylinder base stud nut (8).		--1930 to 1954--61", 74", & 80" twins . .
16851-37	Cylinder bracket.		--1937 to 1948--74" & 80" side valves . .
16853-38	Cylinder bracket.		--1938 to 1947--61" & 74" OHV twins . . .
16853-48	Cylinder bracket.		--1948 to 1954--61" & 74" OHV twins . . .
16855-40	Cylinder bracket.		--1940 to 1942--Model WLA
16855-51	Cylinder bracket.		--1932 to 1952--45" twins (iron heads only), 1953 & 1954--Servi-Cars
16860-40	Cylinder head bracket spacer (2).		--1940 to 1946--WLA, WLC & WLD.
16856-40	Cylinder bracket.		--1940 to 1946 WLD.
4644	Cylinder bracket center bolt. . . .		--1937 to 1947--61", 74" & 80" twins. . .
7867	Cylinder bracket center bolt nut.		--1937 to 1947--61", 74" & 80" twins. . .
4660	Cylinder bracket center bolt. . . .		--1948 to 1951--61" & 74" twins
16865-52	Cylinder bracket center bolt. . . .		--1952 to 1954--61" & 74" twins
7825	Cylinder bracket center bolt nut.		--1948 to 1954--61" & 74" twins
6490	Cylinder bracket center bolt washer (7/16" x 15/16" x 1/8") .		--1937 to 1947--61" & 74" twins
4620	Cylinder bracket bolt		--1932 to 1952--45" twins, 1953 & 1954--Servi-Cars
6520	Cylinder bracket bolt washer (2).		--1932 to 1951--all twins
6524	Cylinder bracket bolt washer. . . .		--1932 to 1952--45" twins, 1937 to 1947--61", 74" & 80" twins, 1948--74" side valves, 1953 & 1954--Servi-Cars. . . .
7859	Cylinder bracket bolt nut		--1932 to 1952--45" twins, 1953 & 1954--Servi-Cars
7825	Cylinder bracket stud nut (2) . . .		--1948 to 1954--61" & 74" twins
6526	Motor support washer.		--1948--74" side valves
16864-48	Cylinder head motor brace stud (2).		--1948 to 1954--OHV
7825	Cylinder head motor brace stud nut (2).		--1948 to 1954--OHV
• 17025-36	Complete set of motor gaskets . .		--1936 to 1951--45" twins, iron head. . .
	Consists of:		
	2 16768-36	Cylinder head gasket.	
	2 16775-29	Cylinder base gasket.	
	4 18198-38	Valve guide oil seal.	
	4 18260-29	Valve cover packing	
	4 18630-26	Valve cover and guide gasket.	
	5 18631-30	Tappet guide gasket	
	1 24921-37	Relief pipe gasket.	
	1 25226-37	Gear cover gasket	
	1 26244-37	Oil feed pump gasket.	
	2 26246-37	Oil scavenger pump base and cover gasket. . .	
	1 27376-28	Bowl lock nut gasket.	
	1 27410-29	Inlet pipe gasket	
	2 27410-39	Inlet pipe gasket	
	1 30143-30	Generator gasket.	
	2 32342-08	Spark plug gasket	
	1 32522-37	Timer base gasket	

Part No.	NAME	Price Each	Used On
CYLINDER AND MOTOR GASKETS—Continued			
• 17026-40	Complete set of motor gaskets . .		--1940 to 1952--45" twins, aluminum heads, 1953 & 1954--Servl-Cars
	Consists of:		
2	16768-39	Cylinder head gasket	
2	16775-29	Cylinder base gasket	
4	18198-38	Valve guide oil seal	
4	18260-29	Valve cover packing	
4	18630-26	Valve cover and guide gasket	
5	18631-30	Tappet guide gasket	
1	24921-37	Relief pipe gasket	
1	25226-37	Gear cover gasket	
1	26244-37	Oil feed pump gasket	
2	26246-37	Oil scavenger pump base and cover gasket	
1	27376-28	Bowl lock nut gasket	
1	27410-29	Intake pipe gasket	
3	27410-39	Carburetor insulating gasket	
1	30143-30	Generator gasket	
2	32342-08	Spark plug gasket	
1	32522-37	Timer base gasket	
• 17027-36	Complete set of motor gaskets . .		--1936 to 1948--74" & 80" side valves . .
	Consists of:		
2	16769-36	Cylinder head gasket	
2	16774-21	Cylinder base gasket	
4	18198-38	Valve guide oil seal	
4	18245-39	Upper cover cork washer	
4	18257-39	Lower cover cork washer	
4	18259-39	Lower cover asbestos gasket	
4	18261-30	Valve cover packing	
4	18630-26	Valve cover and guide gasket	
5	18631-30	Tappet guide gasket	
1	24921-37	Relief pipe gasket	
1	25227-37	Gear cover gasket	
1	26244-37	Oil feed pump gasket	
2	26246-37	Oil scavenger pump base and cover gasket	
1	27376-28	Bowl lock nut gasket	
2	27410-39	Carburetor insulating gasket	
1	30143-30	Generator gasket	
2	32342-08	Spark plug gasket	
1	32522-37	Timer base gasket	
• 17028-36	Complete set of motor gaskets . .		--1936 to 1947--OHV
	Consists of:		
2	16770-36	Cylinder head gasket	
2	16774-21	Cylinder base gasket	
4	17475-38	Oil seal	
1	17476-38	Oil seal	
1	17477-38	Oil seal	
2	17535-38	F.I. and R.E. cover gasket	
1	17537-38	Rear intake cover gasket	
1	17539-38	Front exhaust cover gasket	
16	17955-36	Push rod cork washer	
6	18265-37	Valve spring cover oil seal	
2	18632-36	Tappet guide gasket	
1	25225-36	Gear cover gasket	
1	26244-36	Oil pump body gasket	
1	26245-41	Oil pump body gasket	
1	26255-41	Oil pump cover plate gasket	
1	26256-36	Oil pump cover gasket	
1	26257-41	Oil pump cover gasket	
1	27376-28	Carburetor bowl lock nut gasket	
1	27391-36	Carburetor bowl cover gasket	
1	27410-21	Carburetor and intake pipe gasket	
2	27411-40	Intake pipe gasket	
1	30143-30	Generator and crankcase gasket	
2	32342-08	Spark plug gasket	
1	32521-36	Timer base gasket	

Part No.	NAME	Price Each	Used On
----------	------	------------	---------



MOTOR GASKET SETS

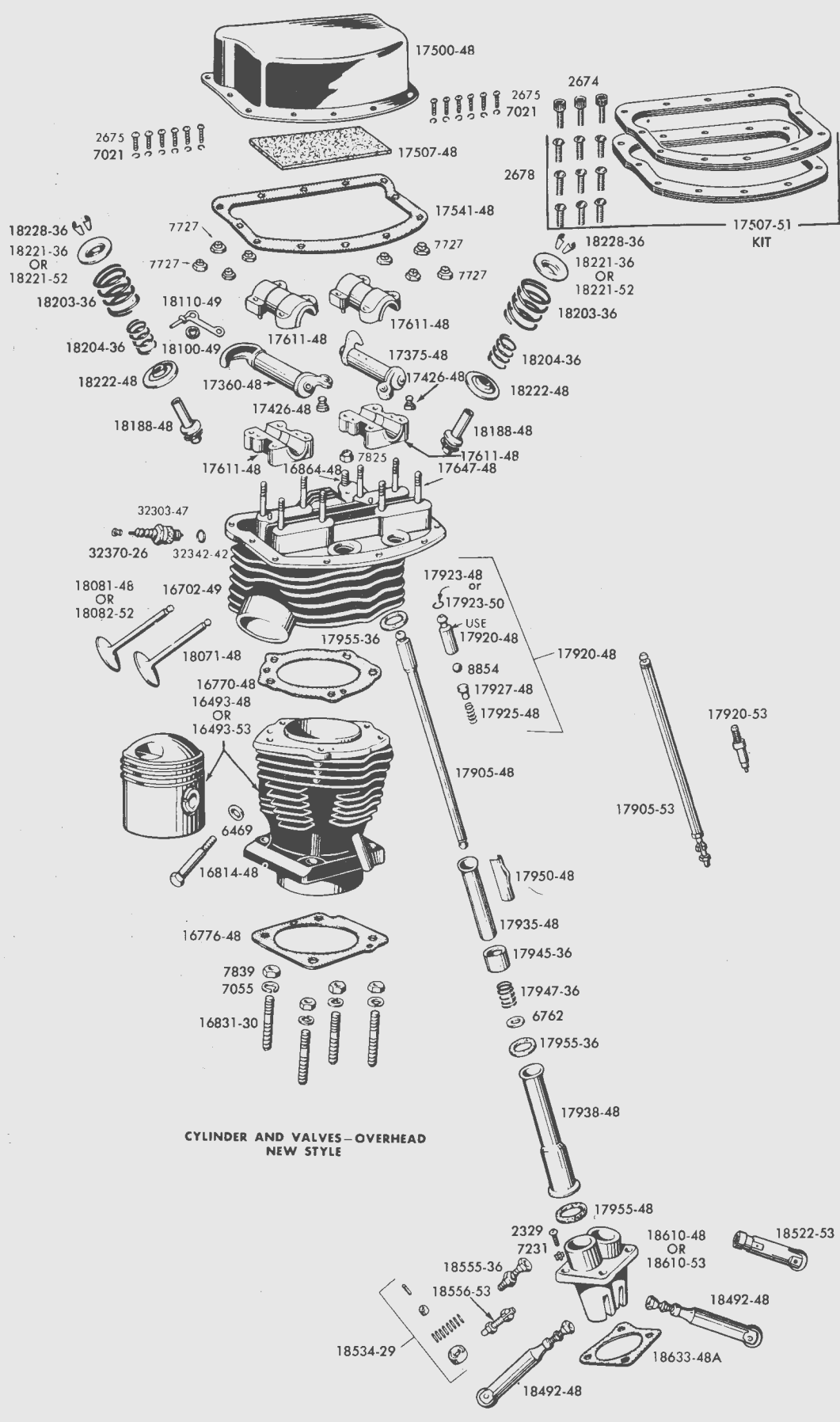
Part No.	NAME	Price Each	Used On
CYLINDER AND MOTOR GASKETS—Continued			
17028-48	Complete set of motor gaskets	--1948 to 1954--OHV	
	Consists of:		
2	16770-48	Head gasket	
1	16776-48	Cylinder base gasket, front	
1	16777-48	Cylinder base gasket, rear	
2	17541-48	Rocker cover gasket	
8	17955-36	Cork washer	
4	17955-48	Cork washer	
1	18633-48A	Tappet guide gasket, rear	
1	18634-48A	Tappet guide gasket, front	
1	25225-36	Crankcase cover gasket	
1	26245-41	Oil pump gasket	
1	26255-41	Oil pump cover plate gasket	
17030-36	Engine top overhaul gasket set.	--1936 to 1951--45" twins, iron heads	
	Consists of:		
2	16768-36	Cylinder head gasket	
2	16775-29	Cylinder base gasket	
4	18198-38	Valve guide oil seal	
4	18260-29	Valve cover packing	
4	18630-26	Valve cover and guide gasket	
1	27410-21	Intake pipe gasket	
1	27410-29	Intake pipe gasket	
2	27410-39	Intake pipe gasket	
17031-40	Engine top overhaul gasket set.	--1940 to 1952--45" twins with aluminum heads, 1953 & 1954--Serv1-Cars	
	Consists of:		
2	16768-39	Cylinder head gasket	
2	16775-29	Cylinder base gasket	
3	16822-39	Cylinder head bolt washer	
4	18198-38	Valve guide oil seal	
4	18260-29	Valve cover packing	
4	18630-26	Valve cover and guide gasket	
3	27410-39	Intake pipe gasket	
17033-36	Engine top overhaul gasket set.	--1936 to 1948--74" & 80" side valves	
	Consists of:		
2	16769-36	Cylinder head gasket	
2	16774-21	Cylinder base gasket	
4	18198-38	Valve guide oil seal	
4	18245-39	Upper cover cork washer	
4	18257-39	Lower cover cork washer	
4	18259-39	Lower cover asbestos gasket	
4	18261-30	Valve cover packing	
4	18630-26	Valve cover and guide gasket	
2	27410-39	Carburetor insulating gasket	
17034-38	Engine top overhaul gasket set.	--1938 to 1947--OHV	
	Consists of:		
2	16770-36	Cylinder head gasket	
2	16774-21	Cylinder base gasket	
4	17475-38	Oil seal	
1	17476-38	Oil seal	
1	17477-38	Oil seal	
2	17533-38	Front intake and rear exhaust cover gasket	
1	17537-38	Rear intake cover gasket	
1	17539-38	Front exhaust cover gasket	
16	17955-36	Push rod cork washer	
6	18265-37	Valve spring cover oil seal	
2	27411-40	Carburetor insulating gasket	
17034-48	Engine top overhaul gasket set.	--1948 to 1954--OHV	
	Consists of:		
2	16770-48	Cylinder head gasket	
2	16776-48	Cylinder base gasket, front	
1	16777-48	Cylinder base gasket, rear	
2	17541-48	Rocker arm cover gasket	
8	17955-36	Push rod cover cork washer, upper	
4	17955-48	Push rod cover cork washer, lower	
2	27411-40	Intake pipe gasket	
17040-36	Compression plate (.050")	--1936 to 1947--OHV	

Part No.	NAME	Price Each	Used On
ROCKER ARMS, VALVE COVERS, PUSH RODS—OHV MODELS			
17300-36	Front cylinder rocker housing	--1941 to 1947--	OHV
17310-41	Rear cylinder rocker housing.	--1941 to 1947--	OHV
4348	Rocker housing bolt, upper (2).	--1936 to 1947--	OHV
4354	Rocker housing bolt, lower (4).	--1936 to 1947--	OHV
17320-38	Drain tube nipple for rocker housing.	--1938 to 1947--	OHV
17325-42	Oil feed pipe nipple for rocker housing (2).	--1942 to 1947--	OHV
17330-42	Oil feed pipe nipple (on gear cover)	--1942 to 1947--	OHV
17360-39	Front intake rocker arm	--Later 1939 to 1947--	OHV
17360-48	Rear exhaust and front intake rocker arm	--1948 to 1954--	OHV
17375-39	Rear intake rocker arm.	--Later 1939 to 1947--	OHV
17375-48	Front exhaust and rear intake rocker arm	--1948 to 1954--	OHV
17398-39	Front exhaust rocker arm.	--Later 1939 to 1947--	OHV
17405-39	Rear exhaust rocker arm	--Later 1939 to 1947--	OHV
17425-36	Rocker arm ball stud (4).	--1936 to 1947--	OHV
17426-48	Rocker arm socket (4)	--1948 to 1950--	OHV
17435-39	Front intake rocker shaft	--Later 1939 to 1947--	OHV
17438-39	Rear intake rocker shaft.	--Later 1939 to 1947--	OHV
17441-39	Front exhaust rocker shaft.	--Later 1939 to 1947--	OHV
17444-39	Rear exhaust rocker shaft	--Later 1939 to 1947--	OHV
653	Welsh plug for rocker arms (1/4")	--1936 to 1948.
652	Welsh plug for rocker arms (3/8")	--1936 to 1948.
7831	Rocker arm shaft nut, small (4)	--1936 to 1947--	OHV
6473	Rocker arm shaft nut plain washer	--1936 to 1947--	OHV
17447-36	Rocker arm shaft nut, large (4)	--1936 to 1947--	OHV
6475	Washer for large rocker arm shaft nut (4).	--1936 to 1947--	OHV
17465-36	Rocker arm thrust washer (4).	--1936 to 1947--	OHV
17478-38	Set of rocker arm oil seals	--1938 to 1947--	OHV
	Consists of:		
	4 17475-38 Oil Seal.		
	1 17476-38 Oil Seal.		
	1 17477-38 Oil Seal.		
17482-36	Steel packing washer (4).	--1936 to 1947--	OHV
17500-48	Rocker arm cover (2).	--1948 to 1954--	OHV
17507-48	Rocker arm cover pad (2).	--1948 to 1954--	OHV
17507-51	Rocker arm cover reinforcement kit.	--1951 to 1954--	OHV
17510-38	Front intake rocker arm cover	--1938 to 1947--	OHV
17512-38	Rear intake rocker arm cover.	--1938 to 1947--	OHV
17514-38	Front exhaust rocker arm cover.	--1938 to 1947--	OHV
17516-38	Rear exhaust rocker arm cover	--1938 to 1947--	OHV
17518-38	Set rocker arm cover and fitting.	--1936 to 1947--	OHV
17525-38	Front intake and rear exhaust cover cap.	--1938 to 1947--	OHV
17527-38	Rear intake cover cap	--1938 to 1947--	OHV
17529-38	Front exhaust cover cap	--1938 to 1947--	OHV
17535-38	Front intake and rear exhaust cover gasket (2)	--1938 to 1947--	OHV
17537-38	Rear intake cover gasket.	--1938 to 1947--	OHV
17539-38	Front exhaust cover gasket.	--1938 to 1947--	OHV
17541-48	Rocker arm cover gasket (2)	--1948 to 1954--	OHV
2675	Rocker arm cover screw (24)	--1948 to 1951--	OHV
2674	Rocker arm cover screw (Allen Head).	--1951 to 1954--	OHV
2678	Rocker arm cover screw (18)	--1951 to 1954--	OHV
17550-38	Front intake and rear exhaust cover, curved screw plate, w/screws	--1938 to 1947--	OHV

Part No.	NAME	Price Each	Used On
ROCKER ARMS, VALVE COVERS, PUSH RODS—OHV MODELS—Continued			
17552-38	Front intake and rear exhaust cover, straight screw plate, w/screws, 3 holes long		--1938 to 1947--OHV
17554-38	Front exhaust cover curved screw plate, with screws		--1938 to 1947--OHV
17556-38	Rear intake cover curved screw plate, with screws		--1938 to 1947--OHV
17558-38	Front exhaust cover straight screw plate, with screws (4 holes)		--1938 to 1947--OHV
17560-38	Rear intake cover straight screw plate, with screws (3 holes-short)		--1938 to 1947--OHV
3477	Rocker arm cover screw (34)		--1939 to 1947--OHV
17611-48	Rocker arm bearing.		--1948--OHV (Exhaust & intake), 1949 to 1954--OHV (Exhaust only)
17614-49	Rear intake rocker arm bearing.		--1949 to 1954--OHV
17615-49	Front intake rocker arm bearing		--1949 to 1954--OHV
17647-48	Rocker arm bearing stud (16).		--1948 to 1954--OHV
7752	Rocker arm bearing stud nut (16).		--1948--OHV
7727	Rocker arm bearing stud nut (16).		--1949 to 1954--OHV
17905-36	Valve push rod (4).		--1936 to 1947--OHV
17905-48	Valve push rod (4).		--1948 to 1952--OHV
17905-53	Valve push rod (4).		--1953 & 1954--OHV.
17920-48	Push rod hydraulic unit cpt		--1948 to 1952--OHV
17920-53	Push rod hydraulic unit cpt		--1953 & 1954--OHV.
17923-48	Push rod hydraulic unit snap ring		--1948 to 1950--OHV
17923-50	Push rod hydraulic unit snap ring		--Later 1950 to 1952--OHV
17925-48	Push rod hydraulic unit spring.		--1948 to 1952--OHV
8854	Push rod hydraulic unit spring ball (3/16")		--1948 to 1952--OHV
17927-48	Push rod hydraulic unit spring plug		--1948 to 1952--OHV
17935-48	Upper push rod cover.		--1948 to 1954--OHV
17938-48	Lower push rod cover.		--1948 to 1954--OHV
17939-36	Push rod cover kit (4).		--1936 to 1947--OHV
	Consists of:		
	1 6762 Push rod cover steel washer		
	1 17935-36 Upper push rod cover.		
	1 17938-40 Lower push rod cover.		
	1 17945-36 Cover spring cap.		
	1 17947-36 Push rod cover spring		
	1 17949-40 Spring cap retainer		
	3 17955-36 Push rod cover cork washer.		
17945-36	Cover spring cap.		--1936 to 1954--OHV
17947-36	Push rod cover spring (4)		--1936 to 1954--OHV
17950-48	Spring cap retainer		--1948 to 1954--OHV
17955-36	Push rod cover cork washer (12-used to 1947) (8-used--1948 to 1954).		--1936 to 1954--OHV
17955-48	Push rod cover lower cork washer (4)		--1948 to 1954--OHV
6762	Push rod cover steel washer		--1936 to 1954--OHV
18050-36	Intake and exhaust valve insert (standard size).		--1936 to 1947--OHV
18052-36	Intake and exhaust valve insert - 1/32" O.S.		--1936 to 1947--OHV
18054-36	Intake and exhaust valve insert - 1/64" O.S.		--1936 to 1947--OHV
18057-48	Valve insert (4).		--1948 to 1954--OHV

Part No.	NAME	Price Each	Used On
VALVES AND TAPPETS			
• 18070-32	Inlet valve		--1932 to 1952--45" twins, 1953 & 1954-- Servi-Cars
• 18071-36	Intake valve.		--1936 to 1947--OHV
• 18071-48	Intake valve.		--1948 to 1954--OHV
• 18072-37	Inlet valve		--1937 to 1948--74" & 80" side valves . .
• 18080-32	Exhaust valve		--1932 to 1952--45" twins, 1953 & 1954-- Servi-Cars
• 18081-36	Exhaust valve		--1936 to 1947--OHV
• 18081-48	Exhaust valve		--1948 to early 1952--OHV
• 18082-37	Exhaust valve		--1937 to 1948--74" & 80" side valves . .
18083-52	Exhaust valve kit		--1952 to 1954--OHV
	Consists of:		
	1 Exhaust valve		
	1 18221-52 Exhaust valve spring upper collar		
	1 18228-52 Valve key		
	1 18234-52 Valve stem cap.		
18100-49	Front intake valve oiler.		--1949 to 1954--OHV
18102-49	Rear intake valve oiler		--1949 to 1954--OHV
18110-49	Intake valve oiler gasket (2)		--1949 to 1954--OHV
• 18170-30	Valve guide-standard (4).		--1930 to 1948--74" & 80" side valves . .
18171-30	Valve guide - .001" O.S		--1930 to 1948--74" & 80" side valves . .
18172-30	Valve guide - .002" O.S		--1930 to 1948--74" & 80" side valves . .
• 18176-41	Valve guide standard (4).		--1941 to 1952--45" twins, 1953 & 1954-- Servi-Cars
18179-41	Valve guide - .001" O.S		--1941 to 1952--45" twins, 1953 & 1954-- Servi-Cars
18180-41	Valve guide - .002" O.S		--1941 to 1952--45" twins, 1953 & 1954-- Servi-Cars
• 18181-36	Exhaust valve guide and collar - Std.		--1936 to 1947--OHV
18182-36	Exhaust valve guide and collar .001" O.S.		--1936 to 1947--OHV
• 18184-36	Exhaust valve guide and collar .002" O.S.		--1936 to 1947--OHV
• 18185-40	Intake valve guide and collar - Std.		--1936 to 1947--OHV
18186-40	Intake valve guide and collar .001" O.S. (2)		--1936 to 1947--OHV
• 18187-40	Intake valve guide and collar .002" O.S. (2)		--1936 to 1947--OHV
• 18188-48	Valve guide with gasket, intake and exhaust - Std. (4)		--1948 to 1954--OHV
• 18189-48	Valve guide with gasket, intake and exhaust .001" O.S. (4)		--1948 to 1954--OHV
• 18190-48	Valve guide with gasket, intake and exhaust .002" O.S. (4)		--1948 to 1954--OHV
18191-48	Valve guide with gasket, intake and exhaust .003" O.S. (4)		--1948 to 1954--OHV
• 18192-48	Valve guide with gasket, intake and exhaust .004" O.S. (4)		--1948 to 1954--OHV
18196-51	Valve guide gasket (4).		--1951 to 1954--OHV
18198-38	Valve guide oil seal (4).		--1938 to 1948--74" & 80" side valves. 1949 to 1952--45" twins, 1953 & 1954-- Servi-Cars
• 18200-30	Valve spring (4).		--1930 to 1948--74" & 80" side valves . .
18201-41	Valve spring (4).		--1941 to 1952--45" twins, 1953 & 1954-- Servi-Cars
18203-36	Outer valve spring (4).		--1936 to 1954--OHV
18204-36	Inner valve spring (4).		--1936 to 1954--OHV
18220-30	Valve spring collar (4)		--1932 to 1952--45" twins, 1953 & 1954-- Servi-Cars
18221-30	Upper spring collar (4)		--Later 1930 to 1948--74" & 80" side valves
• 18221-36	Upper valve spring collar (4)		--1936 to 1954--OHV

Part No.	NAME	Price Each	Used On
----------	------	------------	---------



**CYLINDER AND VALVES - OVERHEAD
NEW STYLE**

Part No.	NAME	Price Each	Used On
VALVES AND TAPPETS—Continued			
18221-52	Exhaust valve spring upper collar (2)		--Later 1952 to 1954--OHV
18222-30	Lower spring collar (4)		--Later 1930 to 1948--74" & 80" side valves
18222-36	Lower spring collar (27/32" I.D.) (4).		--1936 to 1947--intake. Later 1938 to 1947--exhaust--OHV
18222-48	Lower spring collar (4)		--1948 to 1954--OHV
18223-37	Upper spring collar spacer (4).		--1937 to 1948--74" & 80" side valves
18228-30	Valve key (4)		--1937 to 1948--74" & 80" side valves, 1949 to 1952--45" twins, 1953 & 1954--Servi-Cars
18228-36	Valve key (4)		--1936 to 1954--OHV
18228-52	Exhaust valve collar key (4).		--Later 1952 to 1954--OHV
18234-52	Exhaust valve stem cap. (2)		--Later 1952 to 1954--OHV
18235-31	Valve spring cover kit.		--1931 to 1952--45" twins, 1953 & 1954--Servi-Cars
	Consists of:		
	1 18198-38 Valve guide oil seal.		
	1 18237-51 Upper valve spring cover.		
	1 18239-41 Upper valve spring cover.		
	1 18255-31 Lower valve spring cover.		
	1 18260-29 Valve cover packing		
	1 18630-36 Valve cover and guide gasket.		
18236-39	Valve spring cover kit.	2.40	--1939 to 1948--74" & 80" side valves
	Consists of:		
	1 18198-38 Valve guide oil seal.		
	1 18238-39 Valve spring cover, upper		
	1 18245-39 Upper cover cork washer		
	1 18246-39 Upper cover cork washer retainer.		
	1 18247-39 Valve spring cover spring		
	1 18248-39 Valve spring cover spring lower washer.		
	1 18256-39 Lower valve spring cover (inside)		
	1 18254-39 Lower valve spring cover (outside).		
	1 18257-39 Lower cover washer, cork.		
	1 18258-39 Cork washer retainer.		
	1 18259-39 Lower cover asbestos gasket		
18245-39	Upper cover cork washer (4)		--1939 to 1948--74" & 80" side valves
18257-39	Lower cover cork washer (4)		--1939 to 1948--74" & 80" side valves
18259-39	Lower cover asbestos gasket (4)		--1939 to 1948--74" & 80" side valves
18256-37	Valve spring cover oil seal (6)		--1937 to 1947--OHV
18490-29	Tappet with screw and nut		--1930 to 1948--all side valves, 1948 to 1952--45" twins, 1953 & 1954--Servi-Cars
18491-36	Intake tappet cpt. (2).		--1936 to 1947--OHV
18492-48	Tappet complete (4)		--1948 to 1952--OHV
18493-36	Exhaust tappet cpt. (2)		--1936 to 1947--OHV
18521-47	Tappet needle roller (100).		--1947 to 1954--OHV
18522-53	Tappet and roller.		--1953 & 1954--OHV.
18534-29	Tappet roller kit (4 used).		--1930 to 1952--all models, 1953 & 1954--Servi-Cars
	Includes:		
	1 Roller		
	1 Roller race		
	1 Roller pin		
	25 Needle rollers		
18555-36	Tappet screw, with nut (4).		--1936 to 1947--OHV, 1949 to 1952--OHV.
	Consists of:		
	1 18565-36 Tappet screw.		
	1 18570-38 Tappet screw nut.		
18555-48	Tappet screw, with nut (4).		--1948--OHV
	Consists of:		
	1 18565-36 Tappet screw.		
	1 18570-48 Tappet screw nut.		

Part No.	NAME	Price Each	Used On
VALVES AND TAPPETS—Continued			
18556-40	Tappet screw, with nut.		--1940 to 1948, 1949 to 1952--45" twins, 1953 & 1954--Servi-Cars.
	Consists of:		
	1 18566-40 Tappet screw.		
	1 18570-38 Tappet screw nut.		
18556-53	Tappet adjusting screw.		--1953 & 1954--OHV.
18600-36	Tappet guide for front cylinder		--1936 to 1947--OHV
18600-48	Tappet guide for front cylinder		--1948 to 1952--OHV
18600-53	Tappet guide for front cylinder		--1953 & 1954--OHV.
18605-30	Tappet guide, front (2)		--1929 to 1952--45" twins, 1953 & 1954-- Servi-Cars
18606-30	Tappet guide, rear (2).		--1929 to 1952--45" twins, 1953 & 1954-- Servi-Cars
18610-36	Tappet guide for rear cylinder.		--1936 to 1947--OHV
18610-48	Tappet guide for rear cylinder.		--1948 to 1952--OHV
18610-53	Tappet guide for rear cylinder.		--1953 & 1954--OHV.
18611-39	Tappet guide, front		--1939 to 1948--74" & 80" side valves
18612-39	Tappet guide, rear.		--1939 to 1948--74" & 80" side valves
2329	Tappet guide screw (8).		--1930 to 1952, Early--1953--OHV, 1953 & 1954--Servi-Cars
18660-53	Tappet guide screw (on inner side) (4).		--Later 1953 & 1954--OHV.
18631-30	Tappet guide gasket		--1930 to 1948, 1949 to 1952--45" twins, 1953 & 1954--Servi-Cars.
18632-36	Tappet guide gasket (2)		--1936 to 1947--OHV
18633-48A	Tappet guide gasket, rear		--1948 to 1954--OHV
18634-48A	Tappet guide gasket, front.		--1948 to 1954--OHV.

PISTONS, RINGS AND PINS

22101-41	Piston with rings and pin, (High Compression) Standard size		--1941 to 1947--74" OHV
	The above piston supplied in oversizes listed below:		
	22102-41 .005"	22106-41 .040"	
	22103-41 .010"	22107-41 .050"	
	22104-41 .020"	22108-41 .060"	
	22105-41 .030"	22109-41 .070"	
22101-48	Piston with rings and pin, (High Compression) Standard size		--1948 to 1952--74" OHV
	The above piston supplied in oversizes listed below:		
	22102-48 .005"	22106-48 .040"	
	22103-48 .010"	22107-48 .050"	
	22104-48 .020"	22108-48 .060"	
	22105-48 .030"	22109-48 .070"	
22101-53	Piston with rings and pin - Standard size.		--1953 & 1954--OHV.
	The above piston supplied in oversizes listed below:		
	22102-53 .005"	22106-53 .040"	
	22103-53 .010"	22107-53 .050"	
	22104-53 .020"	22108-53 .060"	
	22105-53 .030"	22109-53 .070"	
22141-36	Piston with rings and pin (High Compression) Standard size		--1936 to 1947--61" OHV
	The above piston supplied in oversizes listed below:		
	22142-36 .005"	22146-36 .040"	
	22143-36 .010"	22147-36 .050"	
	22144-36 .020"	22148-36 .060"	
	22145-36 .030"	22149-36 .070"	
22141-48	Piston with rings and pin (Low Compression) Standard size		--1948 to 1952--61" OHV
	The above pistons supplied in oversizes listed below:		
	22142-48 .005"	22146-48 .040"	
	22143-48 .010"	22147-48 .050"	
	22144-48 .020"	22148-48 .060"	
	22145-48 .030"	22149-48 .070"	

Part No.	NAME	Price Each	Used On
----------	------	---------------	---------

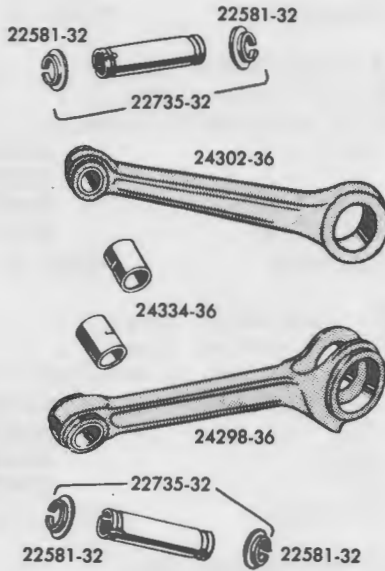
PISTONS, RINGS AND PINS—Continued

• 22182-48	Piston with rings and pin (High Compression) Standard size		--1948 to 1952--61" OHV
	The above piston supplied in oversizes listed below:		
	22183-48 .005" O.S.	22187-48 .040" O.S.	
	22184-48 .010" O.S.	22188-48 .050" O.S.	
	22185-48 .020" O.S.	22189-48 .060" O.S.	
	22186-48 .030" O.S.	22190-48 .070" O.S.	
22216-37	Piston with rings and pin - Standard size		--1937 to 1948--74" side valves
	The above piston supplied in oversizes listed below:		
	22217-37 .005"	22221-37 .040"	
	22218-37 .010"	22222-37 .050"	
	22219-37 .020"	22223-37 .060"	
	22220-37 .030"	22224-37 .070"	
22216-48	Piston with rings and pin (Low Compression) Standard size		--1948 to 1952--74" OHV
	The above piston supplied in oversizes listed below:		
	22217-48 .005" O.S.	22221-48 .040" O.S.	
	22218-48 .010" O.S.	22222-48 .050" O.S.	
	22219-48 .020" O.S.	22223-48 .060" O.S.	
	22220-48 .030" O.S.	22224-48 .070" O.S.	
22251-29	Piston with rings and pin - Standard size		--1929 to 1952--45" twins, 1953 & 1954-- Servi-Cars
	The above piston supplied in oversizes listed below:		
	22252-29 .005" O.S.	22256-29 .040" O.S.	
	22253-29 .010" O.S.	22257-29 .050" O.S.	
	22254-29 .020" O.S.	22258-29 .060" O.S.	
	22255-29 .030" O.S.	22259-29 .070" O.S.	
	NOTE: The above piston is fitted with (2) compression rings 22445-34 and (1) oil control ring 22395-38. For use in Servi-Car engine replace oil control ring 22395-38 with special oil control ring 22395-40.		
• 22325-36	Set of piston rings - Standard.		--1936 to 1947--61" OHV, 1937 to 1948-- 74" side valves.
	Consists of:		
	5 22425-36 Compression ring - Std.		
	1 22364-36 Oil control ring - Std.		
	The above ring sets can be supplied in oversizes listed below:		
	22326-36 .005"	• 22330-36 .040"	
	22327-36 .010"	22331-36 .050"	
	• 22328-36 .020"	• 22332-36 .060"	
	22329-36 .030"	22333-36 .070"	
• 22325-48	Set of piston rings - Standard.		--1948 to 1952--61" OHV
	Consists of:		
	4 22425-51 Compression ring.		
	2 22374-49 Oil control ring.		
	The above ring sets can be supplied in oversizes listed below:		
	22326-48 .005"	• 22330-48 .040"	
	22327-48 .010"	22331-48 .050"	
	• 22328-48 .020"	• 22332-48 .060"	
	22329-48 .030"	22333-48 .070"	
22355-38	Set of piston rings - Standard size		--1937 to 1952--45" twins except Servi-Cars
	Consists of:		
	4 22445-34 Compression ring.		
	2 22395-38 Oil control ring.		
	The above ring sets can be supplied in oversizes listed below:		
	22356-38 .005" O.S.	22360-38 .040" O.S.	
	22357-38 .010" O.S.	22361-38 .050" O.S.	
	22358-38 .020" O.S.	22362-38 .060" O.S.	
	22359-38 .030" O.S.	22363-38 .070" O.S.	

Part No.	NAME	Price Each	Used On
----------	------	------------	---------



22355-48 SET



24281-41 SET


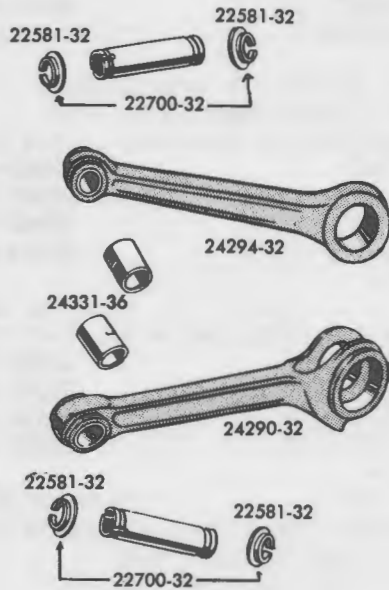


24385-40 SET

PISTONS, CONNECTING ROD & ROD BEARINGS — 61", 74" & 80" TWINS



22355-38 SET



24275-32 SET



24370-29 SET

PISTONS, CONNECTING ROD & ROD BEARINGS — 45" TWIN

Part No.	NAME	Price Each	Used On
PISTONS, RINGS AND PINS—Continued			
22355-40	Set of piston rings - Standard.	--1937 to 1954--	Servi-Cars.
	Consists of:		
	4 22445-34 Compression ring.		
	2 22395-40 Oil control ring.		
	The above ring sets can be supplied in oversizes listed below:		
	22356-40 .005" O.S.	22360-40 .040" O.S.	
	22357-40 .010" O.S.	22361-40 .050" O.S.	
	22358-40 .020" O.S.	22362-40 .060" O.S.	
	22359-40 .030" O.S.	22363-40 .070" O.S.	
22355-41	Set of piston rings - Standard.	--1941 to 1947--	74" OHV
	Consists of:		
	4 22435-41 Compression ring.		
	2 22364-41 Oil control ring.		
	The above ring sets can be supplied in oversizes listed below:		
	22356-41 .005".	22360-41 .040".	
	22357-41 .010".	22361-41 .050".	
	22358-41 .020".	22362-41 .060".	
	22359-41 .030".	22363-41 .070".	
22355-48	Set of piston rings - Standard.	--1948 to 1952--	74" OHV
	Consists of:		
	2 22364-49 Oil control ring.		
	4 22435-51 Compression ring.		
	The above sets can be supplied in oversizes listed below:		
	22356-48 .005".	22360-48 .040".	
	22357-48 .010".	22361-48 .050".	
	22358-48 .020".	22362-48 .060".	
	22359-48 .030".	22363-48 .070".	
22355-53	Set of piston rings - Standard.	--1953 & 1954--	OHV.
	Consists of:		
	2 22364-53 Piston oil control ring		
	4 22435-51 Piston compression ring		
	The above sets can be supplied in oversizes listed below:		
	22356-53 .005".	22360-53 .040".	
	22357-53 .010".	22361-53 .050".	
	22358-53 .020".	22362-53 .060".	
	22359-53 .030".	22363-53 .070".	
22364-49	Piston oil control ring - Standard (2)	--1948 to 1952--	74" OHV
	The above piston oil control rings can be supplied in oversizes listed below:		
	22365-49 .005" O.S.	22369-49 .040" O.S.	
	22366-49 .010" O.S.	22370-49 .050" O.S.	
	22367-49 .020" O.S.	22371-49 .060" O.S.	
	22368-49 .030" O.S.	22372-49 .070" O.S.	
22364-53	Piston oil control ring - Standard to .019" O.S. (2)	--1953 & 1954--	OHV.
	The above piston oil control rings can be supplied in oversizes listed below:		
	22367-53 .020" to .039" O.S.		
	22369-53 .040" to .059" O.S.		
	22371-53 .060" to .079" O.S.		
22374-40	Piston oil control ring - Standard (2)	--1940 to 1947--	61" OHV (Used only on City Police Motorcycles)
	The above piston oil control rings can be supplied in oversizes listed below:		
	22375-40 .005" O.S.	22378-40 .030" O.S.	
	22376-40 .010" O.S.	22379-40 .040" O.S.	
	22377-40 .020" O.S.		
22374-49	Piston oil control ring - Standard (2)	--1948 to 1952--	61" OHV
	The above piston oil control rings can be supplied in oversizes listed below:		
	22375-49 .005" O.S.	22379-49 .040" O.S.	
	22376-49 .010" O.S.	22380-49 .050" O.S.	
	22377-49 .020" O.S.	22381-49 .060" O.S.	
	22378-49 .030" O.S.	22382-49 .070" O.S.	

Part No.	NAME	Price Each	Used On
----------	------	------------	---------

PISTONS, RINGS AND PINS—Continued

22385-41	Piston oil control ring- Standard (2)		--1941 to 1947--74" OHV, 1948--Early 74" OHV (Used only on City Police Motor- cycles).
	The above piston oil control rings can be supplied in oversizes listed below:		
	22386-41 .005" O.S. .	22389-41 .030" O.S. .	
	22387-41 .010" O.S. .	22390-41 .040" O.S. .	
	22388-41 .020" O.S. .		
22581-32	Piston pin lock ring (4).		--1932 to 1954--All twins
22700-32	Piston pin and lock rings - Standard		--1932 to 1952--45" twins, 1953 & 1954-- Servi-Cars
	The above piston pins can be supplied in oversizes listed below:		
	22702-32 .002" O.S. .	22710-32 .010" O.S. .	
	22704-32 .004" O.S. .	22712-32 .012" O.S. .	
	22706-32 .006" O.S. .	22714-32 .015" O.S. .	
	22708-32 .008" O.S. .		
22735-32	Piston pin and lock rings- Standard		--1937 to 1954--74" OHV
	The above piston pins can be supplied in oversizes listed below:		
	22737-32 .002" O.S. .	22745-32 .010" O.S. .	
	22739-32 .004" O.S. .	22747-32 .012" O.S. .	
	22741-32 .006" O.S. .	22749-32 .015" O.S. .	
	22743-32 .008" O.S. .		
22775-36	Piston pin and lock rings - Standard		--1936 to 1952--61" OHV, 1937 to 1948-- 74" side valves.
	The above piston pins can be supplied in oversizes listed below:		
	22777-36 .002" O.S. .	22785-36 .010" O.S. .	
	22779-36 .004" O.S. .	22787-36 .012" O.S. .	
	22781-36 .006" O.S. .	22789-36 .015" O.S. .	
	22783-36 .008" O.S. .		

FLYWHEELS, SHAFTS, CONNECTING RODS

NOTE: When a change is required in the old style gear or stub shaft set-up in the 1936 to 1938--61" OHV models, the following parts are recommended to make a conversion to the latest style gear shaft set-up as used in the 1939 to 1952--61" OHV models:

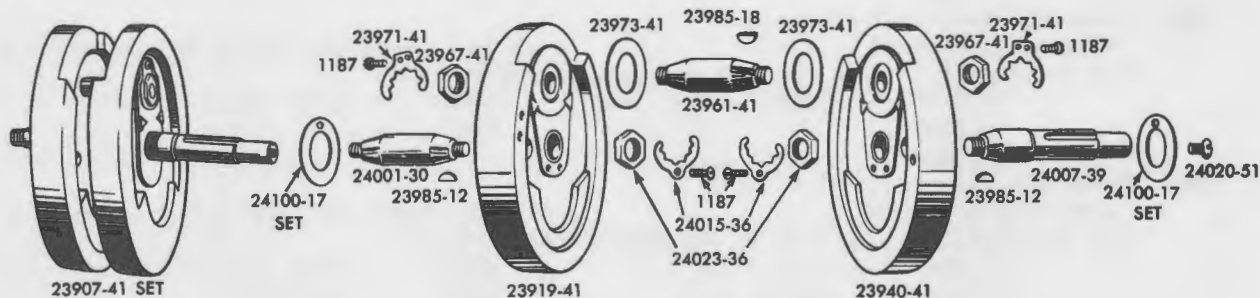
	1 24007-39 Gear shaft only		
	1 24697-39 Gear shaft bearing seal ring		
	1 24703-40 Seal ring spring spacer		
	1 24699-37 Seal ring spring		
	1 24010-39 Pinion gear		
	1 26349-39 Oil pump union shaft gear		
	1 26345-39 Oiler drive gear		
23901-37	Set flywheels and shafts.		--1937 to 1952--45" twins, 1953 & 1954-- Servi-Cars
23903-41	Set flywheels and shafts.		--1941 to 1952--61" OHV
23905-40	Set flywheels and shafts.		--1940 to 1948--74" & 80" side valves
23907-41	Set flywheels and shafts.		--1941 to 1953--74" OHV
23907-54	Set flywheels and shafts.		--1954--74" OHV
23916-32	Left flywheel only.		--1932 to 1952--45" twins, 1953 & 1954-- Servi-Cars
23919-37	Left flywheel only.		--1937 to 1948--74" & 80" side valves
23919-41	Left flywheel only.		--1941 to 1954--74" OHV
23922-41	Left flywheel only.		--1941 to 1952--61" OHV
23936-37	Right flywheel only.		--1937 to 1952--45" twins, 1953 & 1954-- Servi-Cars
23940-37	Right flywheel only.		--1937 to 1948--74" & 80" side valves
23940-41	Right flywheel only.		--1941 to 1954--74" OHV
23942-41	Right flywheel only.		--1941 to 1952--61" OHV
23960-29	Crank pin		--1929 to 1952--45" twins, 1953 & 1954-- Servi-Cars
23961-41	Crank pin		--1941 to 1954--74" OHV

Part No.	NAME	Price Each	Used On
FLYWHEELS, SHAFTS, CONNECTING RODS—Continued			
• 23962-40	Crank pin		--1940 to 1952--61" OHV, 1940 to 1948--74" & 80" side valve
8010	Crank pin nut (2)		--1937 to 1952--45" twins, 1953 & 1954--Servi-Cars
23966-36	Crank pin nut (2)		--1936 to 1952--61" OHV, 1937 to 1948--74" & 80" side valves.
23966-54	Crank pin nut		--1954--74" OHV
23967-41	Crank pin nut (2)		--1941 to 1953--74" OHV
23971-41	Crank pin nut lock plate.		--1941 to 1953--74" OHV
23971-54	Crank pin nut lock washer		--1954--74" OHV
23972-21	Flywheel steel washer (2)		--1936 to 1952--45" twins, 1953 & 1954--Servi-Cars
23972-36	Crank pin bearing flywheel washer (2)		--1936 to 1952--61" OHV, 1937 to 1948--74" & 80" side valves.
23973-41	Crank pin bearing flywheel washer (2)		--1941 to 1954--74" OHV
23982-12	Crank pin nut lock washer		--1929 to 1952--45" twins, 1953 & 1954--Servi-Cars
1187	Lock plate screw (4).		--1912 to 1954--all models.
• 23985-12	Shaft key, for sprocket and gear shaft (2).		--1912 to 1954--all models.
23985-18	Crank pin key		--1930 to 1954--all models.
24000-29	Sprocket shaft.		--1929 to 1952--45" twins, 1953 & 1954--Servi-Cars
• 24001-30	Sprocket shaft.		--1930 to 1954--61", 74" & 80" twins.
24005-37	Gear shaft.		--1937 to 1952--45" twins, 1953 & 1954--Servi-Cars
• 24006-37	Gear shaft.		--1937 to 1948--74" & 80" side valves
• 24006-54	Gear shaft.		--1954--74" OHV
• 24007-39	Gear shaft.		--1939 to 1953--OHV twins
24010-37	Pinion gear		--1937 to 1948--74" & 80" side valves
24010-39	Pinion gear		--1939 to 1953--OHV twins
24010-51	Pinion gear (Tight Fit)		--1951 to 1953--OHV twins
24010-54	Pinion gear		--1954--74" OHV
23985-54	Gear shaft pinion gear key (2).		--1954--74" OHV
24011-37	Pinion gear		--1937 to 1952--45" twins, 1953 & 1954--Servi-Cars
24015-36	Shaft nut lock plate (4).		--1936 to 1952--61" OHV and 1937 to 1948--side valve - all shafts, 1941 to 1954--74" OHV gear and sprocket shafts
24016-29	Gear and sprocket shaft nut lock washer (2)		--1929 to 1952--45" twins, 1953 & 1954--Servi-Cars
1187	Gear and sprocket shaft screw		--1929 to 1952--45" twins, 1953 & 1954--Servi-Cars
• 24020-51	Flywheel gear shaft plug.		--1951 to 1953--OHV twins
24023-36	Gear and sprocket shaft nut (2)		--1937 to 1954--61", 74" & 80" twins.
24023-54	Gear shaft nut (motor-end).		--1954--74" OHV
24696-39	Gear shaft bearing seal ring.		--1939 to 1952--45" twins, 1953 & 1954--Servi-Cars
7974	Gear and sprocket shaft nut (2)		--1929 to 1952--45" twins, 1953 & 1954--Servi-Cars
24060-26	Cpt. assortment, 10 flywheel thrust collars		--1929 to 1952--45" twins, 1953 & 1954--Servi-Cars
This assortment of thrust collars supplied in thicknesses listed below:			
	24063-26 .066"		24075-26 .086"
	24066-26 .070"		24077-26 .090"
	24068-26 .074"		24079-26 .094"
	24070-26 .078"		24082-26 .098"
	24073-26 .082"		24084-26 .102"

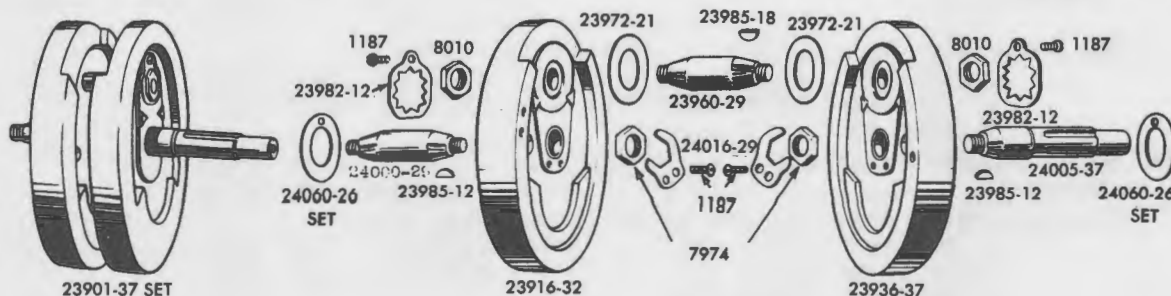
Part No.	NAME	Price Each	Used On
----------	------	------------	---------

FLYWHEELS, SHAFTS, CONNECTING RODS— Continued

24100-17	Cpt. assortment, 10 flywheel thrust collars		--1929 to 1954--OHV twins
	This assortment of thrust collars supplied in thicknesses listed below:		
	24102-17 .066"		24113-17 .086"
	24104-17 .070"		24115-17 .090"
	24106-17 .074"		24117-17 .094"
	24108-17 .078"		24120-17 .098"
	24111-17 .082"		24122-17 .102"
24275-32	Set connecting rods cpt., with rollers and crank pin.		--1932 to 1952--45" twins, 1953 & 1954--Servi-Cars
24277-36	Set connecting rods cpt., with rollers and crank pin.		--1936 to 1952--61" OHV
24279-37	Set connecting rods cpt., with rollers and crank pin.		--1937 to 1948--74" & 80" side valves
24281-41	Set connecting rods cpt., with rollers and crank pin.		(Replaced by 24281-41A)
24281-41A	Set connecting rods cpt., with rollers and crank pin.		--1941 to 1954--74" OHV
24290-32	Forked end connecting rod with bushings		--1940 to 1952--45" twins, rear, 1953 & 1954--Servi-Cars, rear
24294-32	Single end connecting rod with bushings		--1940 to 1952--45" twins, front, 1953--1954--Servi-Cars, front.
24298-36	Forked end connecting rod with bushings		--1940 to 1954--OHV twins
24302-36	Single end connecting rod with bushings		--1940 to 1954--OHV twins
24306-37	Forked end connecting rod with bushings		--1939 to 1948--74" & 80" side valves
24310-37	Single end connecting rod with bushings		--1940 to 1948--74" & 80" side valves



FLYWHEELS & SHAFTS— 61", 74" & 80" TWINS

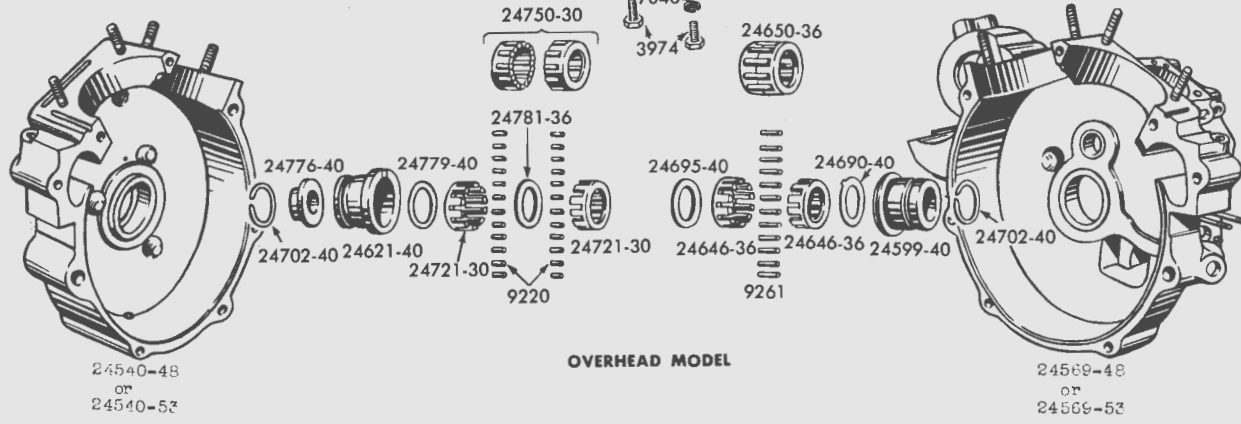
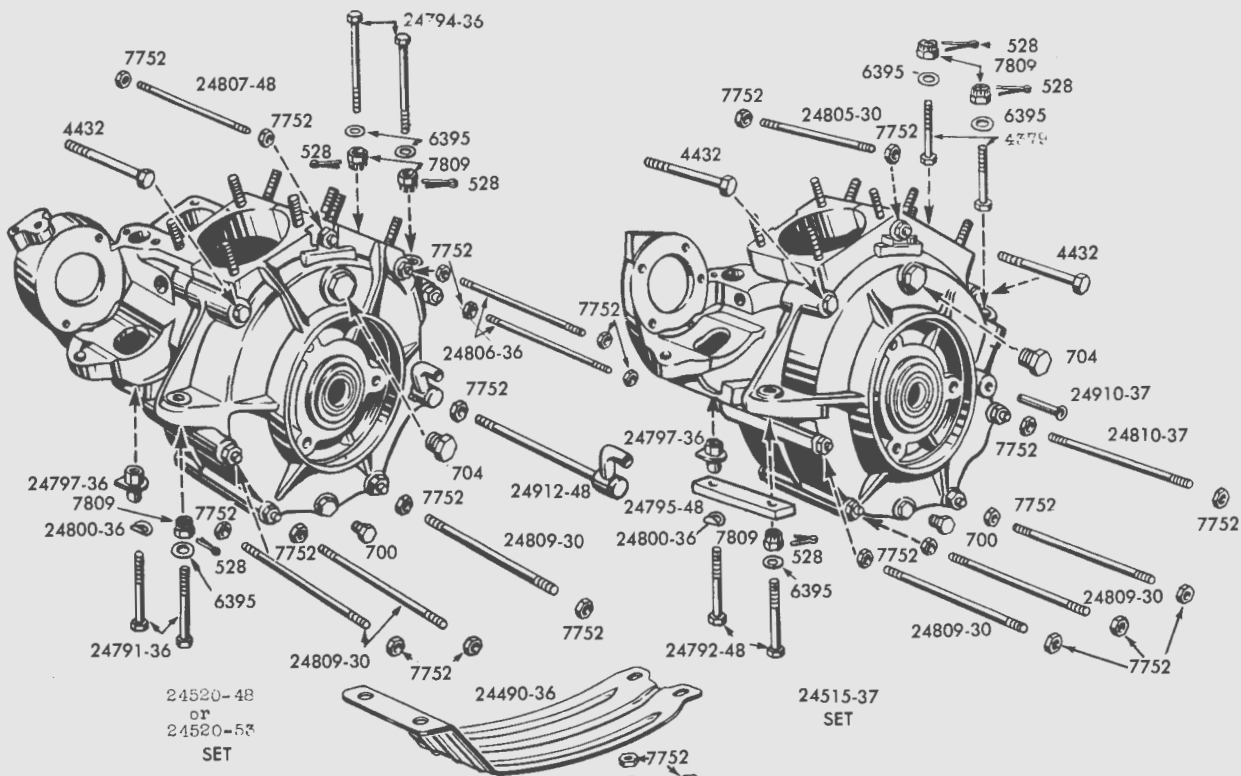


FLYWHEELS AND SHAFTS— 45" MODELS

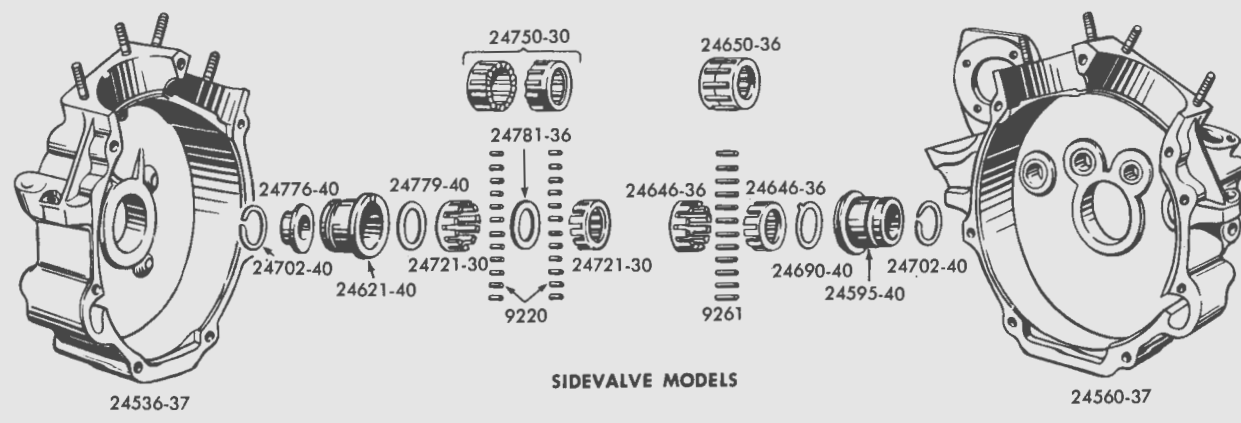
Part No.	NAME	Price Each	Used On
FLYWHEELS, SHAFTS, CONNECTING RODS—Continued			
• 24331-36	Piston pin bushing - Standard (2)		--1936 to 1952--45" twins, 1953 & 1954-- Servi-Cars
24332-36	Piston pin bushing .010" O.S. (2)		--1936 to 1952--45" twins, 1953 & 1954-- Servi-Cars
• 24334-36	Piston pin bushing (2)		--1937 to 1954--61", 74" & 80" twins.
24335-36	Piston pin bushing - .010" O.S. (2)		--1937 to 1954--61", 74" & 80" twins.
24365-29	Crank pin roller retainer (4)		--1929 to 1952--45" twins, 1953 & 1954-- Servi-Cars
24366-40	Crank pin roller retainer (4)		--1940 to 1950--61", 74" & 80" twins.
24366-51	Crank pin roller retainer (4)		--1951 to 1954--OHV twins
• 9101	Crank pin roller 3/16" x .329" long (36) Standard		--1951 to 1954--OHV twins
	The above roller supplied in oversizes listed below:		
	• 9102 .0002" O.S .	• 9105 .0008" O.S .	
	• 9103 .0004" O.S .	• 9106 .001" O.S .	
	• 9104 .0006" O.S .		
• 9171	Crank pin roller 3/16" x .662" long (18) Standard		--1951 to 1954--OHV twins
	The above roller supplied in oversizes listed below:		
	• 9172 .0002" O.S .	• 9175 .0008" O.S .	
	• 9173 .0004" O.S .	• 9176 .001" O.S .	
	• 9174 .0006" O.S .		
• 9241	Crank pin roller, 1/4" x .550" long (12) Standard		--1929 to 1952--45" twins, 1953 & 1954-- Servi-Cars
	The above rollers supplied in oversizes listed below:		
	• 9242 .0002" O.S .	• 9245 .0008" O.S .	
	• 9243 .0004" O.S .	• 9246 .001" O.S .	
	• 9244 .0006" O.S .		
• 9301	Crank pin roller, 1/4" x .270" long (24) Standard		--1929 to 1952--45" twins, 1953 & 1954-- Servi-Cars
	The above rollers also supplied in oversizes listed below:		
	• 9302 .0002" O.S .	• 9305 .0008" O.S .	
	• 9303 .0004" O.S .	• 9306 .001" O.S .	
	• 9304 .0006" O.S .		
9341	Crank pin roller, 3/16" x .694" long (18) Standard		--1940 to 1950--61", 74" & 80" twins.
	The above rollers supplied in oversizes listed below:		
	9342 .0002" O.S .	9345 .0008" O.S .	
	9343 .0004" O.S .	9346 .001" O.S .	
	9344 .0006" O.S .		
9361	Crank pin roller, 3/16" x .344" long (36) Standard		--1940 to 1950--61", 74" & 80" twins.
	The above rollers supplied in oversizes listed below:		
	9362 .0002" O.S .	9365 .0008" O.S .	
	9363 .0004" O.S .	9366 .001" O.S .	
	9364 .0006" O.S .		
24370-29	Set of rollers and retainers - Standard		--1929 to 1952--45" twins, 1953 & 1954-- Servi-Cars
	The above roller set supplied in oversizes listed below:		
	24371-29 .0002" O.S .	24374-29 .0008" O.S .	
	24372-29 .0004" O.S .	24375-29 .001" O.S .	
	24373-29 .0006" O.S .		
24385-40	Set of rollers and retainers - Standard		--1940 to 1954--61", 74" & 80" twins.
	The above roller sets supplied in oversizes listed below:		
	24386-40 .0002" O.S .	24389-40 .0008" O.S .	
	24387-40 .0004" O.S .	24390-40 .001" O.S .	
	24388-40 .0006" O.S .		

Part No.	NAME	Price Each	Used On
CRANKCASE AND FITTINGS			
24511-37	Set of crankcases		--1937 to 1952--45" twins, 1953 & 1954-- Servi-Cars
24515-37	Set of crankcases		--1937 to 1948--74" & 80" side valves . .
24520-41	Set of crankcases		--1941 to 1947--OHV
24520-48	Set of crankcases		--1948 to 1952--OHV
24520-53	Set of crankcases		--1953 & 1954--74" OHV.
24532-37	Left crankcase.		--1937 to 1952--45" twins, 1953 & 1954-- Servi-Cars
24536-37	Left crankcase.		--1937 to 1948--74" & 80" side valves . .
24540-41	Left crankcase.		--1941 to 1947--OHV
24540-48	Left crankcase.		--1948 to 1952--OHV
24540-53	Left crankcase.		--1953 & 1954--74" OHV.
24556-37	Right crankcase		--1937 to 1952--45" twins, 1953 & 1954-- Servi-Cars
24560-37	Right crankcase		--1937 to 1948--74" & 80" side valves . .
24569-41	Right crankcase		--1941 to 1947--OHV
24569-48	Right crankcase		--1948 to 1952--OHV
24569-53	Right crankcase		--1953 & 1954--74" OHV.
24490-36	Crankcase guard		--1937 to 1954--61", 74" & 80" twins. . .
3974	Crankcase guard rear bolt (2) . .		--1937 to 1954--61", 74" & 80" twins. . .
7752	Crankcase guard rear bolt nut (2)		--1937 to 1954--61", 74" & 80" twins. . .
24585-39	Right crankcase bushing		--1939 to 1952--45" twins, 1953 & 1954-- Servi-Cars
	The above bushing supplied in oversizes listed below:		
	1 24586-39	Right crankcase bushing .002" O.S	
	1 24587-39	Right crankcase bushing .005" O.S	
24595-40	Right crankcase bushing		--1940 to 1948--74" & 80" side valves . .
	The above bushing supplied in oversizes listed below:		
	1 24596-40	Right crankcase bushing .002" O.S	
	1 24597-40	Right crankcase bushing .005" O.S	
24599-40	Right crankcase bushing		--1940 to 1954--OHV
	The above bushing supplied in oversizes listed below:		
	24600-40	Right crankcase bushing .002" O.S	
	24601-40	Right crankcase bushing .005" O.S	
24610-39	Left roller bearing bushing with fittings		--1939 to 1952--45" twins, 1953 & 1954-- Servi-Cars
	Includes:		
	1 24691-39	Sprocket shaft bearing washer	
	1 24701-39	Sprocket shaft bearing spring ring.	
	1 24775-39	Sprocket shaft bearing end.	
	The above bushing supplied in oversizes listed below:		
	24611-39	Left bearing bushing with fittings .002" O.S.	
	24612-39	Left bearing bushing with fittings .005" O.S.	
	NOTE: This bushing and fittings replaces some special bushings as used on a few WI Models.		
24621-40	Left bearing bushing.		--1940 to 1954--61", 74" & 80" twins. . .
	The above bushing supplied in oversizes listed below:		
	24622-40	Left bearing bushing .002" O.S.	
	24623-40	Left bearing bushing .005" O.S.	
24641-36	Crankcase oil pump shaft bushing.		--1936 to 1954--OHV
24645-37	Right roller bearing retainer (2)		--1937 to 1952--45" twins, 1953 & 1954-- Servi-Cars
24646-36	Right roller bearing retainer (2)		--1937 to 1954--61", 74" & 80" twins. . .
9241	Right bearing roller, (12) 1/4" x .550" long (Standard).		--1937 to 1952--45" twins, 1953 & 1954-- Servi-Cars
	The above rollers supplied in oversizes listed below:		
	9242	Right bearing roller .0002" O.S	
	9243	Right bearing roller .0004" O.S	
	9244	Right bearing roller .0006" O.S	
	9245	Right bearing roller .0008" O.S	
	9246	Right bearing roller .001" O.S	

Part No.	NAME	Price Each	Used On
----------	------	------------	---------



OVERHEAD MODEL

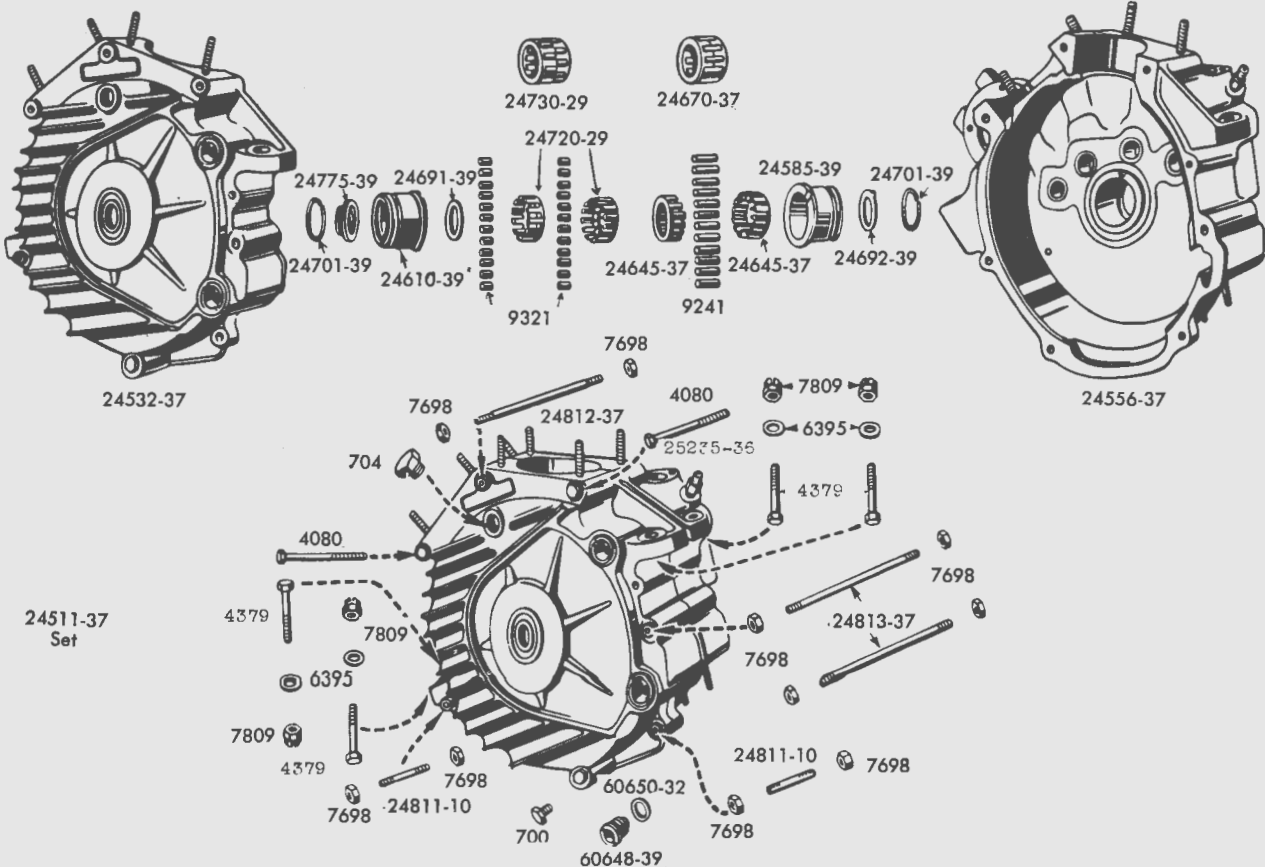


SIDEVALVE MODELS

CRANKCASES and FITTINGS—OHV'S and SIDEVALVES

Part No.	NAME	Price Each	Used On
CRANKCASE AND FITTINGS—Continued			
• 9261	Right bearing roller (12) 1/4" x .600" long (Standard)		--1937 to 1954--OHV
	The above rollers supplied in oversizes listed below:		
• 9262	Right bearing roller .0002" O.S.		
• 9263	Right bearing roller .0004" O.S.		
• 9264	Right bearing roller .0006" O.S.		
• 9265	Right bearing roller .0008" O.S.		
• 9266	Right bearing roller .001" O.S.		
• 24650-36	Right side bearing complete - Standard		--1937 to 1954--61", 74" & 80" twins. . .
	The above bearings supplied in oversizes listed below:		
• 24651-36	Gear side bearing complete .0002" O.S.		
• 24652-36	Gear side bearing complete .0004" O.S.		
• 24653-36	Gear side bearing complete .0006" O.S.		
• 24654-36	Gear side bearing complete .0008" O.S.		
• 24655-36	Gear side bearing complete .001" O.S.		
• 24670-37	Right side bearing cpt., Standard		--1937 to 1952--45" twins, 1953 & 1954-- Servi-Cars
	The above bearings supplied in oversizes listed below:		
• 24671-37	Gear side bearing complete .0002" O.S.		
• 24672-37	Gear side bearing complete .0004" O.S.		
• 24673-37	Gear side bearing complete .0006" O.S.		
• 24674-37	Gear side bearing complete .0008" O.S.		
• 24675-37	Gear side bearing complete .001" O.S.		
• 24690-40	Right bearing washer.		--1940 to 1954--61", 74" & 80" twins. . .
24692-39	Right bearing washer.		--1939 to 1952--45" twins, 1953 & 1954-- Servi-Cars
• 24695-40	Right bearing spacer.		--1940 to 1954--OHV
24696-40	Gear shaft bearing seal ring.		--1940 to 1948--74" & 80" side valves . .
24697-40	Gear shaft bearing seal ring.		--1940 to 1953--OHV
24699-37	Gear shaft seal ring spring		--1939 to 1954--all twins
24700-37	Seal ring spring.		--1937 to 1948--74" & 80" side valves . .
24702-40	Crankcase bearing spring ring (2)		--1940 to 1954--61", 74" & 80" twins. . .
24703-40	Seal ring spring spacer		--1940 to 1953--OHV
24703-54	Gear shaft pinion spacer.		--1954--74" OHV
24720-29	Left roller bearing retainer (2).		--1929 to 1952--45" twins, 1953 & 1954-- Servi-Cars
24721-30	Left roller bearing retainer (2).		--1930 to 1954--61", 74" & 80" twins. . .
• 9220	Left bearing roller (24) 1/4" x .490" long		--1930 to 1954--OHV
	The above rollers supplied in oversizes listed below:		
• 9221	Left bearing roller .0002" O.S.		
• 9222	Left bearing roller .0004" O.S.		
• 9223	Left bearing roller .0006" O.S.		
• 9224	Left bearing roller .0008" O.S.		
• 9225	Left bearing roller .001" O.S.		
• 9321	Left bearing roller (24) 1/4" x .360" long - Standard.		--1930 to 1952--45" twins, 1953 & 1954-- Servi-Cars
	The above rollers supplied in oversizes listed below:		
• 9322	Left bearing roller .0002" O.S.		
• 9323	Left bearing roller .0004" O.S.		
• 9324	Left bearing roller .0006" O.S.		
• 9325	Left bearing roller .0008" O.S.		
• 9326	Left bearing roller .001" O.S.		
• 24730-29	Left bearing cpt. Standard.		--1929 to 1952--45" twins, 1953 & 1954-- Servi-Cars
	The above bearing supplied in oversizes listed below:		
• 24731-29	Sprocket shaft bearing .0002" O.S.		
• 24732-29	Sprocket shaft bearing .0004" O.S.		
• 24733-29	Sprocket shaft bearing .0006" O.S.		
• 24734-29	Sprocket shaft bearing .0008" O.S.		
• 24735-29	Sprocket shaft bearing .001" O.S.		

Part No.	NAME	Price Each	Used On
CRANKCASE AND FITTINGS—Continued			
• 24750-30	Left bearing cpt. - Standard.		--1930 to 1954--61", 74" & 80" twins.
	The above bearing supplied in oversizes listed below:		
• 24751-30	Sprocket shaft bearing .0002" O.S.		
• 24752-30	Sprocket shaft bearing .0004" O.S.		
• 24753-30	Sprocket shaft bearing .0006" O.S.		
• 24754-30	Sprocket shaft bearing .0008" O.S.		
• 24755-30	Sprocket shaft bearing .001" O.S.		
24776-40	Left bearing end.		-1940 to 1954--61", 74" & 80" twins.
• 24779-40	Left bearing washer		--1940 to 1954--61", 74" & 80" twins.
• 24781-36	Left bearing spacer		--1937 to 1954--61", 74" & 80" twins.
24783-44	Sprocket shaft oil seal		--Late 1942 WLA Models.
4379	Motor fastening bolt (4).		--1930 to 1952--45" twins, 1936 to 1948--74" & 80" side valves, 1953 & 1954--Servi-Cars
24791-36	Motor fastening bolt, front		--1937 to 1947--61", 74" & 80" twins, 1948 to 1954--OHV.
24792-48	Motor fastening bolt, front		--1948--74" side valves
24794-36	Motor fastening bolt, rear (2).		--1936 to 1954--OHV
24795-48	Motor mounting spacer		--1948--74" side valves
7809	Motor fastening bolt nut.		--1936 to 1954--all models.
6395	Motor fastening bolt washer (3)		--1936 to 1954--all models.
24797-36	Motor bolt nut.		--1937 to 1954--61", 74" & 80" twins.
24800-36	Motor bolt lock washer.		--1937 to 1954--61", 74" & 80" twins.
24805-30	Crankcase stud - 5/16" x 5"		--1936 to 1954--OHV
24807-48	Crankcase stud - 5/16" x 5-7/8"		(Replaced by 24806-36).
24806-36	Crankcase stud - 5/16" x 5-7/16"		--1936 to 1954--OHV
24809-30	Crankcase stud - 5/16" x 6" (3)		--1930 to 1954--61", 74" & 80" twins.
24810-37	Crankcase stud- 5/16" x 7-1/8"		--1937 to 1948--74" & 80" side valves
24811-10	Crankcase stud - 1/4" x 1-5/8" (2).		--1937 to 1952--45" twins, 1953 & 1954--Servi-Cars
24812-37	Crankcase stud 9/32" x 4-1/2"		--1937 to 1952--45" twins, 1953 & 1954--Servi-Cars



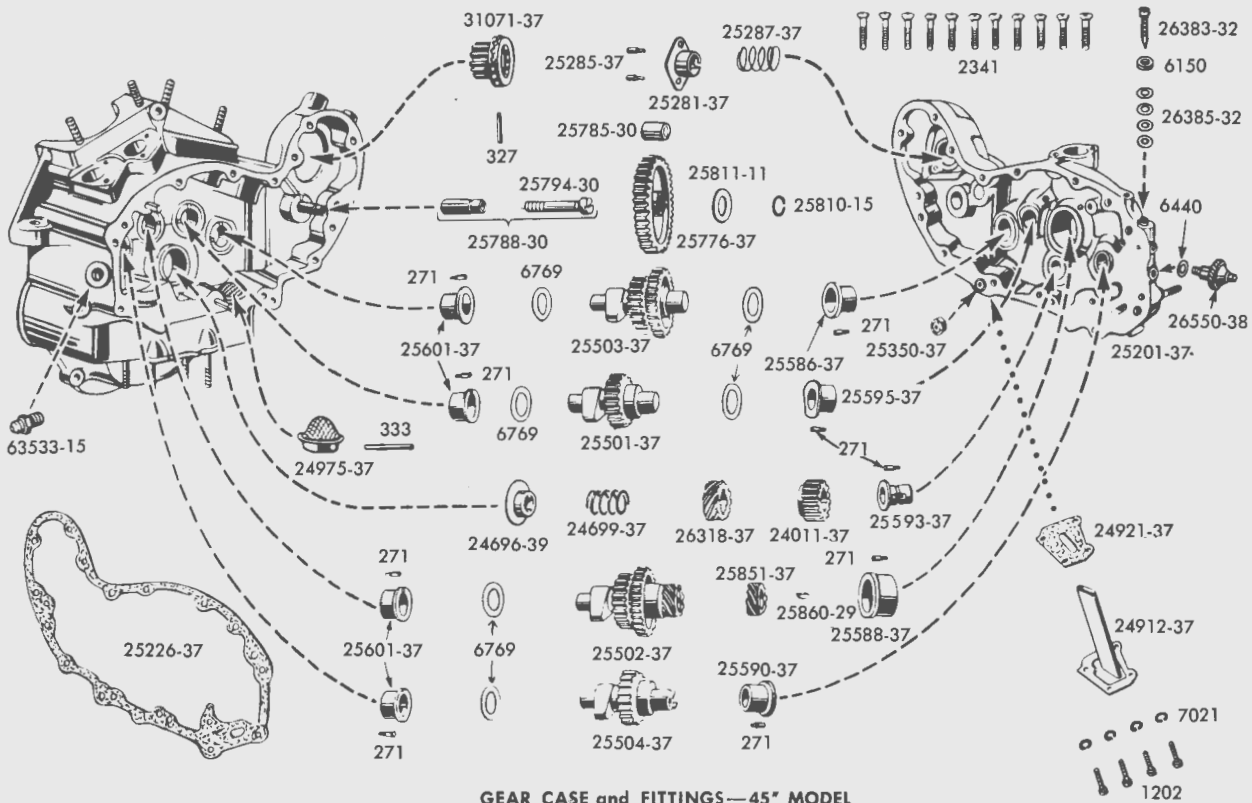
CRANKCASE and FITTINGS—45° MODEL

Part No.	NAME	Price Each	Used On
CRANKCASE AND FITTINGS—Continued			
24813-37	Crankcase stud 1/4" x 5" (2) . . .		--1937 to 1952--45" twins, 1953 & 1954-- Servi-Cars
24815-40	Crankcase stud, 1 1/32" x 6" . . .		--1948 to 1954--OHV
4080	Crankcase bolt, 5/16" x 2-3/4" (2)		--1937 to 1952--45" twins, 1953 & 1954-- Servi-Cars
4432	Crankcase bolt, 3/8" x 3-1/4" (2)		--1930 to 1954--61", 74" & 80" twins. . .
7698	Crankcase stud nut (10)		--1937 to 1952--45" twins, 1953 & 1954-- Servi-Cars
24819-36	Oil pump mounting stud, 1/4" x 1-11/16"		--1937 to 1954--all models.
7752	Crankcase stud nut.		--1930 to 1954--61", 74" & 80" twins. . .
1397	Oil pump mounting screw		--1941 to 1951--OHV
3834	Oil pump mounting bolt.		--1941 to 1950--OHV
3860	Oil pump mounting bolt.		--1937 to 1952--45" twins, 1937 to 1948-- 74" & 80" side valves, 1953 & 1954-- Servi-Cars
7691	Oil pump mounting stud nut.		--1937 to 1954--all models.
24819-37	Oil pump mounting stud, 1/4" x 1-7/16".		--1937 to 1952--45" twins, 1937 to 1948-- 74" & 80" side valves, 1953 & 1954-- Servi-Cars
24820-36	Oil pump mounting stud, 1/4" x 2-1/4"		--1936 to 1954--OHV
700	Casing drain plug		--1937 to 1954--all models.
704	Timing hole plug.		--1938 to 1954--all models.
24830-41	Oil pump mounting stud nut, short		--1941 to 1952--45" twins, 1941 to 1948-- 74" & 80" side valves, 1953 & 1954-- Servi-Cars
24831-41	Oil pump mounting stud nut, long.		--1941 to 1954--all models.
24910-37	Chain oiler pipe.		--1937 to 1952--45" twins, 1937 to 1948-- 74" & 80" side valves, 1953 & 1954-- Servi-Cars
24911-36	Crankcase relief stud assembly (Chain oiler pipe)		--1936 to 1947--OHV
24912-37	Crankcase relief pipe		--1937 to 1952--45" twins except 1942 WLA, 1937 to 1948--74" & 80" side valves, 1953 & 1954--Servi-Cars.
24912-48	Crankcase breather pipe assembly.		--1948 to 1954--OHV
24913-37	Crankcase relief pipe		--1942 WLA Model.
24918-45	Breather pipe fitting		--1942 WLA Model.
24921-37	Crankcase relief pipe gasket. . .		--1937 to 1952--45" twins, 1937 to 1948-- 74" & 80" side valves, 1953 & 1954-- Servi-Cars
1202	Crankcase relief pipe fastening screw.		1937 to 1952--45" twins, 1937 to 1948-- 74" & 80" side valves, 1953 & 1954-- Servi-Cars
24975-37	Crankcase oil strainer.		--1937 to 1952--45" twins, 1937 to 1948-- 74" & 80" side valves, 1953 & 1954-- Servi-Cars
333	Oil strainer retaining pin, 1/8" x 1-3/4"		--1937 to 1952--45" twins, 1937 to 1948-- 74" & 80" twins, 1953 & 1954--Servi- Cars
24975-52	Crankcase oil screen.		--Later 1952 to 1954--OHV
24983-52	Crankcase oil screen cap.		--Later 1952 to 1954--OHV
24985-52	Oil screen and check valve body .		--Later 1952 to 1954--OHV
24987-52	Oil screen and check valve body cap.		--Later 1952 to 1954--OHV
24990-52	Crankcase check valve seal (2) . .		--Later 1952 to 1954--OHV
24992-52	Crankcase check valve spring. . .		--Early 1952--OHV
8856	Crankcase check valve ball.		Early 1952--OHV
24994-52	Check valve body cap gasket . . .		--Later 1952 to 1954--OHV
25235-36	Crankcase oil tank vent tube nipple		--1953 & 1954--Servi-Cars

Part No.	NAME	Price Each	Used On
----------	------	------------	---------

GEAR CASE COVERS, FITTINGS AND GEARS

25201-37	Gear cover only		--1937 to 1952--45" twins, 1953 & 1954-- Servi-Cars
25208-37	Gear cover only		--1937 to 1948--74" & 80" side valves . .
25216-36	Gear cover only		--1936 to 1947--OHV
25216-48	Gear cover only		--1948 to 1953--OHV
25216-54	Gear cover only		--1954--74" OHV
25225-36	Gear cover gasket		--1936 to 1954--OHV
25226-37	Gear cover gasket		--1937 to 1952--45" twins, 1953 & 1954-- Servi-Cars
25227-37	Gear cover gasket		--1937 to 1948--74" & 80" side valves . .
377	Gear cover dowel pin		--1930 to 1954--61", 74" & 80" twins . .
2341	Gear cover screw, 1-1/8"		--1932 to 1954--all twins
25275-36	Breather screen		--1936 to 1954--OHV
25279-36	Breather screen separator		--1936 to 1954--OHV
25281-37	Breather oil separator seal ring		--1937 to 1952--45" twins, 1937 to 1948-- 74" & 80" side valves, 1953 & 1954-- Servi-Cars
25285-37	Seal ring retaining pin (2)		--1937 to 1952--45" twins, 1937 to 1948-- 74" & 80" side valves, 1953 & 1954-- Servi-Cars
25287-37	Seal ring spring		--1937 to 1952--45" twins, 1937 to 1948-- 74" & 80" side valves, 1953 & 1954-- Servi-Cars



GEAR CASE and FITTINGS—45° MODEL

25300-36	Breather valve and gear		--1936 to 1954--OHV
25302-37	Breather valve and scavenger pump pinion gear		--1937 to 1948--74" & 80" side valves . .
25308-36	Breather valve screen		--1936 to 1954--OHV
25313-50	Breather valve thrust washer - .115"		--1950 to 1954--OHV
25314-50	Breather valve thrust washer - .120"		--1950 to 1954--OHV
25315-50	Breather valve thrust washer - .125"		--1950 to 1954--OHV

Part No.	NAME	Price Each	Used On
GEAR CASE COVERS, FITTINGS AND GEARS—Continued			
25350-37	Crankcase gear cover breather valve.		--1937 to 1952--45" twins, 1937 to 1948--74" & 80" side valves, 1953 & 1954--Servi-Cars
25501-37	Front inlet cam gear.		--1937 to 1952--45" twins, 1953 & 1954--Servi-Cars
25502-37	Rear inlet cam gear and timer gear		--1937 to 1952--45" twins, 1953 & 1954--Servi-Cars
25503-37	Front exhaust cam gear.		--1937 to 1952--45" twins, 1953 & 1954--Servi-Cars
25504-37	Rear exhaust cam gear		--1937 to 1952--45" twins, 1953 & 1954--Servi-Cars
25510-37	Front inlet cam gear.		--1937 to 1948--74" & 80" side valves . .
25511-37	Rear inlet cam gear and timer gear		--1937 to 1948--74" & 80" side valves . .
25512-37	Front exhaust cam gear.		--1937 to 1948--74" & 80" side valves . .
25513-37	Rear exhaust cam gear		--1937 to 1948--74" & 80" side valves . .
25522-36	Cam gear.		--1936 to 1947--OHV
25523-48	Cam gear.		--1948 to 1954--74" OHV
25524-48	Cam gear.		--1948 to 1952--61" OHV
25546-26	Cam gear shaft pin.		--1930 to 1954--OHV
25550-36	Cam gear thrust washer, .050" . .		--1936 to 1954--OHV
25551-36	Cam gear thrust washer, .055" . .		--1936 to 1954--OHV
25552-36	Cam gear thrust washer, .060" . .		--1936 to 1954--OHV
25553-36	Cam gear thrust washer, .065" . .		--1936 to 1954--OHV
25554-36	Cam gear thrust washer, .070" . .		--1936 to 1954--OHV
6769	Cam shaft steel washer, .006" . .		--1937 to 1952--45" twins, 1937 to 1948--74" & 80" side valves, 1953 & 1954--Servi-Cars
25575-37	Set of gear shaft end bushings. .		--1937 to 1952--45" twins, 1953 & 1954--Servi-Cars
	Consists of:		
	9 271	Cover bushing pin	
	6 6769	Camshaft steel washer	
	4 25601-37A	Crankcase cam gear bushing.	
	1 25586-37	Cam gear cover bushing.	
	1 25588-37	Cam gear cover bushing.	
	1 25590-37	Cam gear cover bushing.	
	1 25593-37	Cam cover gear shaft bushing.	
	1 25595-37	Cam gear cover bushing.	
25576-37	Set of gear shaft end bushings. .		--1937 to 1948--74" & 80" side valves . .
	Consists of:		
	9 271	Gear cover bushing pin.	
	6 6769	Cam shaft steel washer.	
	1 25586-37	Cam gear cover bushing.	
	1 25588-37	Cam gear cover bushing.	
	1 25590-37	Cam gear cover bushing.	
	1 25591-37	Cam gear cover bushing.	
	4 25599-37	Crankcase cam gear bushing.	
25577-36	Set of gear shaft end bushings. .		--1936 to 1953--OHV
	Consists of:		
	3 271	Gear cover bushing pin.	
	1 25550-36	Cam gear thrust washer.	
	1 25597-36	Crankcase cam gear bushing.	
	1 25581-36	Crankcase cover gear bushing.	
	1 25582-36	Crankcase cover pinion gear bushing	
25577-54	Set of gear shaft end bushings. .		--1954--74" OHV
	Consists of:		
	3 271	Gear cover bushing pin.	
	1 25550-36	Cam gear thrust washer.	
	1 25581-36	Crankcase cover gear bushing.	
	1 25582-54	Crankcase cover pinion gear shaft bushing . .	
	1 25597-36	Crankcase cam gear bushing.	

Part No.	NAME	Price Each	Used On
GEAR CASE COVERS, FITTINGS AND GEARS—Continued			
271	Cover bushing pin, 1/8" x 1/4" . .		--1931 to 1954--all twins
25775-30	Idler gear.		--1930 to 1948--74" & 80" side valves . .
25775-36	Idler gear.		--1936 to 1954--OHV
25776-37	Idling gear		--1937 to 1952--45" twins, 1953 & 1954-- Servi-Cars
25785-30	Idler gear bushing.		--1932 to 1954--all twins
25788-30	Idler gear stud assembly.		--1932 to 1952--45" twins, 1947 to 1948-- 74" & 80" side valves, 1953 & 1954-- Servi-Cars
Includes:			
	1 25794-30 Idler gear stud screw		
	1 25810-15 Idler gear stud spring ring		
	1 25811-11 Idler gear stud fibre washer.		
25791-36	Idler gear stud assembly:		--1936 to 1954--OHV
25794-30	Idler gear stud screw		--1932 to 1948--74" & 80" side valves . .
25794-36	Idler gear stud screw		--1936 to 1954--OHV
25800-36	Idler and circuit breaker gear spacer (2)		--1936 to 1954--OHV
25810-15	Idler gear stud spring ring		--1932 to 1954--OHV
25811-11	Idler gear washer		--1930 to 1948--74" & 80" side valves . .
25850-36	Circuit breaker drive and inter- mediate gear		--1936 to 1954--OHV
25785-30	Circuit breaker drive gear bush- ing.		--1936 to 1954--OHV
25851-37	Circuit breaker drive gear only		--1937 to 1952--45" twins, 1937 to 1948-- 74" & 80" side valves, 1953 & 1954-- Servi-Cars
25856-36	Circuit breaker drive gear stud		--1936 to 1954--OHV
25859-36	Circuit breaker drive gear stud screw.		--1936 to 1954--OHV
25860-29	Circuit breaker drive gear key.		--1937 to 1952--45" twins, 1937 to 1948-- 74" & 80" side valves, 1953 & 1954-- Servi-Cars
17330-42	Oil feed pipe nipple (on gear cover)		--1942 to 1947--OHV
63533-15	Nipple for vent pipe.		--1938 to 1954--all models.

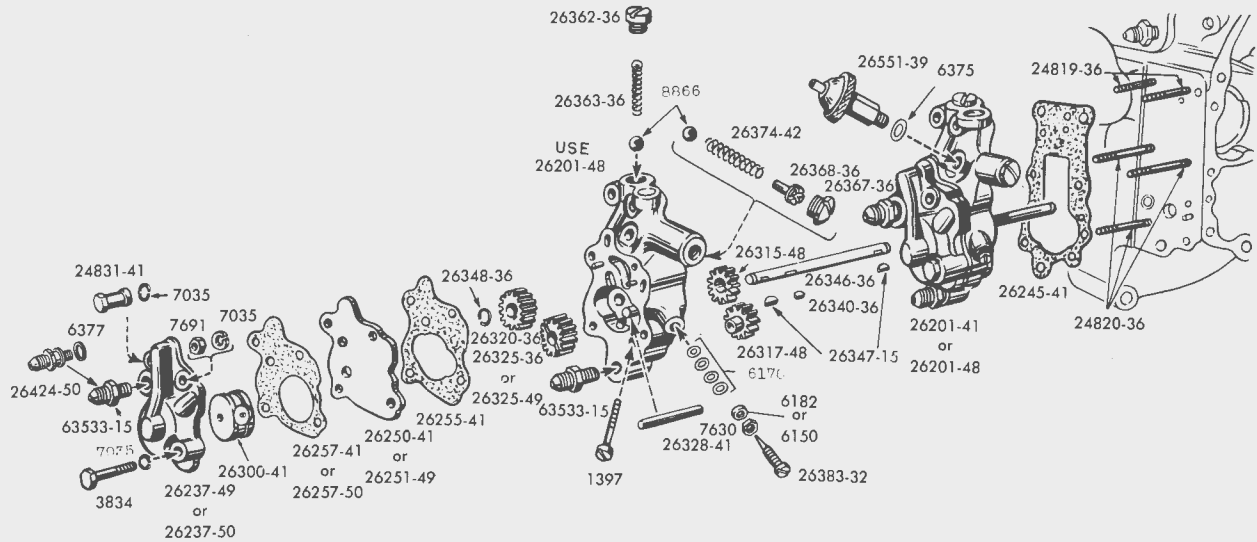
OIL PUMPS AND FITTINGS, OIL PRESSURE SWITCH

26201-41	Oil feed and scavenger pump assembly		--1941 to 1947--61" & 74" OHV
26201-48	Oil feed pump assembly.		--1948 to 1954--OHV
26203-37	Oil feed pump assembly.		--1937 to 1952--45" twins, 1937 to 1948-- side valves, 1953 & 1954--Servi-Cars . .
26204-37	Oil scavenger pump assembly		--1937 to 1952--45" twins, 1937 to 1948-- 74" & 80" side valves.
26205-38	Oil scavenger pump assembly		--1938 to 1954--Servi-Cars, 1937 to 1946--74" & 80" side valves.
26216-41	Oil pump body		Replaced by 26203-37.
26217-41	Oil pump body		--1941 to 1947--OHV
26217-48	Oil pump body		Replaced by 26201-48.
26218-37	Oil scavenger pump body		--1937 to 1952--45" twins, 1937 to 1948-- 74" & 80" side valves, 1953 & 1954-- Servi-Cars
26231-37	Oil scavenger pump cover.		--1937 to 1952--45" twins, 1937 to 1948-- 74" & 80" side valves.
26232-38	Oil scavenger pump cover.		--1938 to 1954--Servi-Cars, 1937 to 1946--74" & 80" side valves (chain oiler only).
26236-41	Oil pump cover.		--1941 to 1948--OHV
26237-49	Oil pump cover.		--1949 & early 1950--OHV.
26237-50	Oil pump cover.		--Later 1950 to 1954--OHV
3779	Oil scavenger pump cover bolt		--1937 to 1952--45" twins, 1937 to 1948-- 74" & 80" side valves, 1953 & 1954-- Servi-Cars

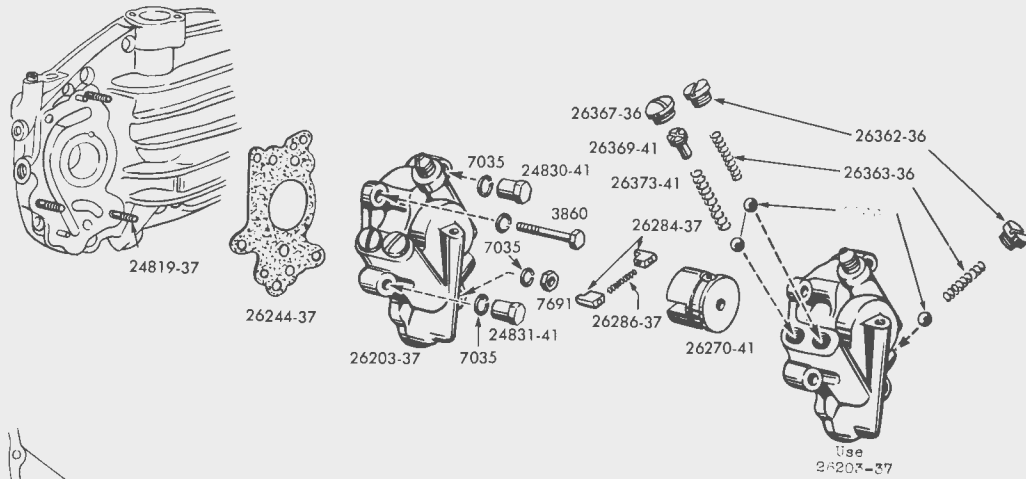
Part No.	NAME	Price Each	Used On
----------	------	------------	---------

OIL PUMPS AND FITTINGS, OIL PRESSURE SWITCH—Continued

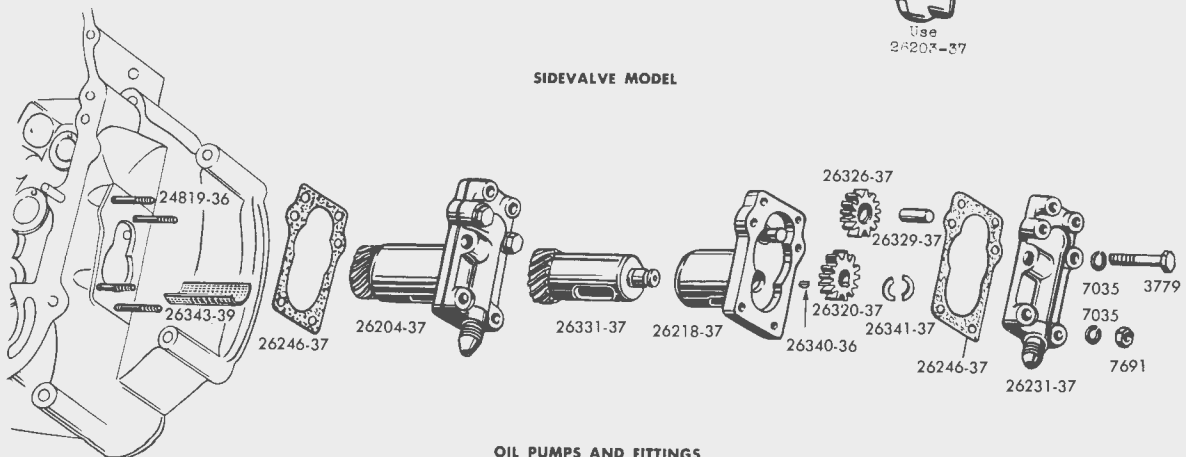
• 26244-37	Oil feed pump gasket		--1937 to 1952--45" twins, 1937 to 1948--74" & 80" twins, 1953 & 1954--Servi-Cars
• 26245-41	Oil pump body gasket		--1941 to 1954--OHV
• 26246-37	Oil scavenger pump gasket (2)		--1937 to 1952--45" twins, 1937 to 1948--74" & 80" side valves, 1953 & 1954--Servi-Cars
26250-41	Oil pump cover plate		--1941 to 1947--OHV
26251-49	Oil pump cover plate		--1949 & early 1950--OHV
26252-49	Oil pump conversion kit		--1948--OHV
26255-41	Oil pump cover plate gasket		--1941 to early 1950--OHV
26257-41	Oil pump cover gasket		--1941 to early 1950--OHV
• 26257-50	Oil pump cover gasket		--Later 1950 to 1954--OHV



OVERHEAD MODEL



SIDEVALVE MODEL



OIL PUMPS AND FITTINGS

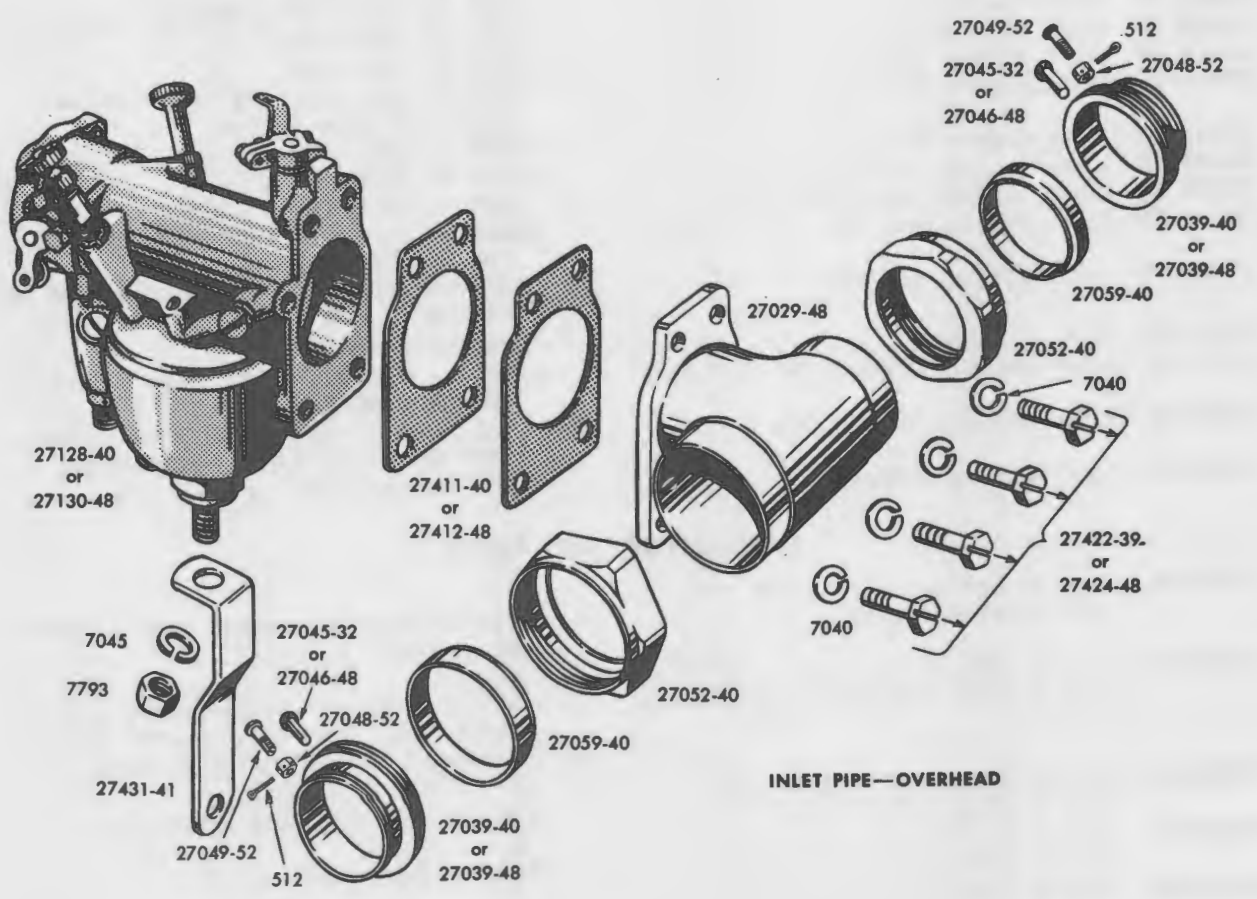
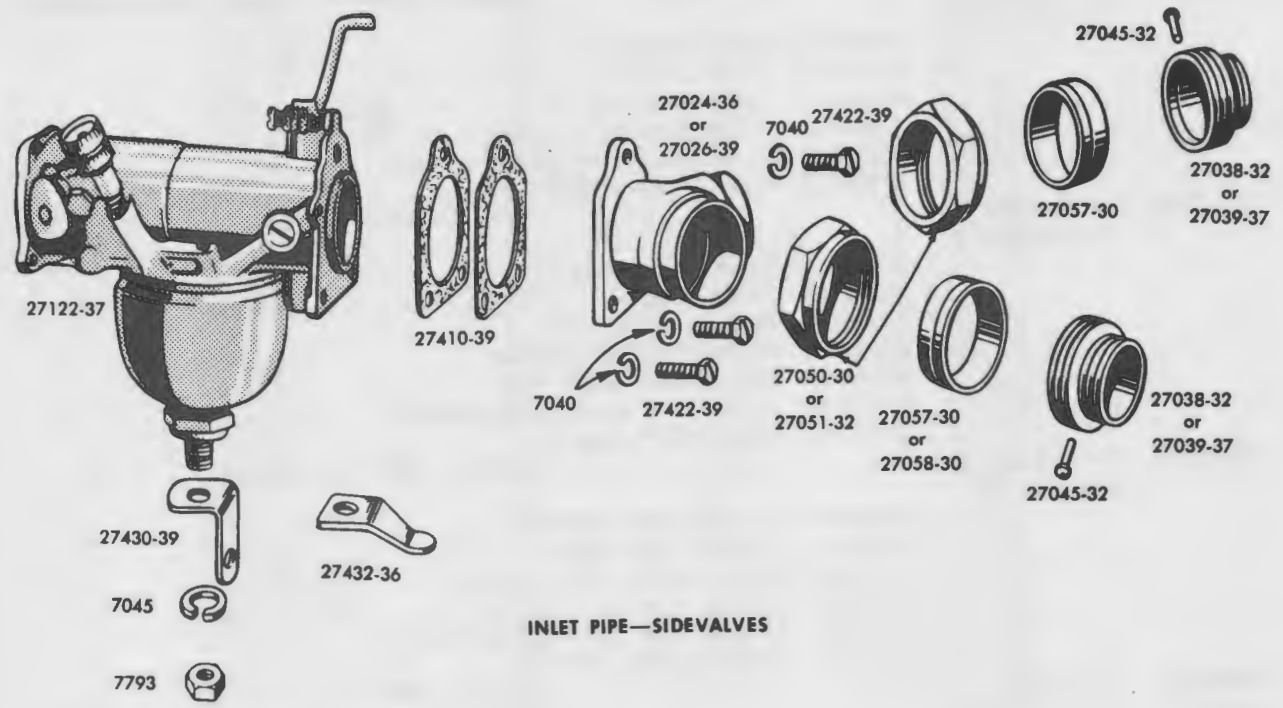
Part No.	NAME	Price Each	Used On
OIL PUMPS AND FITTINGS, OIL PRESSURE SWITCH—Continued			
26270-41	Oil feed pump vane holder		--1941 to 1952--45" twins, 1941 to 1948--74" & 80" side valves.
26284-37	Oil feed pump vane.		--1937 to 1952--45" twins, 1937 to 1948--74" & 80" side valves, 1953 & 1954--Servi-Cars
26286-37	Oil feed pump vane spring		--1937 to 1952--45" twins, 1937 to 1948--74" & 80" side valves, 1953 & 1954--Servi-Cars
26300-41	Oil pump governor rotor		--1941 to 1948--OHV
26315-36	Oil feed pump gear.		--1936 to 1947--OHV
26315-48	Oil feed pump gear.		--1948 to 1954--OHV
26317-36	Oil feed pump idler gear.		--1936 to 1947--OHV
26317-48	Oil feed pump idler gear.		--1948 to 1954--OHV
26318-37	Breather valve and scavenger pump gear		--1937 to 1954--45" twins & Servi-Cars.
26320-36	Oil scavenger pump gear		--1936 to 1954--OHV
26320-37	Oil scavenger pump gear		--1937 to 1952--45" twins, 1937 to 1948--74" & 80" side valves.
26321-38	Oil scavenger pump gear		--1938 to 1954--Servi-Cars, 1937 to 1946--74" & 80" side valves (Chain oiler only).
26325-36	Oil scavenger pump idler gear		--1936 to 1948--OHV
26325-49	Oil scavenger pump idler gear		--1949 to 1954--OHV
26326-37	Oil scavenger pump idler gear		--1937 to 1952--45" twins, 1937 to 1948--74" & 80" side valves, 1953 & 1954--Servi-Cars
26328-41	Oil pump idler gear shaft		--1941 to 1954--OHV
26329-37	Scavenger pump idler gear shaft		--1937 to 1952--45" twins, 1937 to 1948--74" & 80" side valves, 1953 & 1954--Servi-Cars
26331-37	Breather valve gear and scavenger pump drive shaft		--1937 to 1952--45" twins, 1937 to 1948--74" & 80" side valves, 1953 & 1954--Servi-Cars
26340-36	Oil pump gear key		--1937 to 1954--all twins
26341-37	Scavenger gear split retaining washer		--1937 to 1952--45" twins, 1937 to 1948--74" & 80" side valves, 1953 & 1954--Servi-Cars
26343-39	Scavenger pump screen		--1939 to 1952--45" twins, 1939 to 1948--74" & 80" side valves, 1953 & 1954--Servi-Cars
26345-39	Oiler drive gear.		--1939 to 1954--OHV
26346-36	Oiler drive shaft		--1936 to 1954--OHV
26347-15	Oil scavenger pump gear key		--1936 to 1954--OHV
26348-36	Oiler drive gear shaft spring ring		--1936 to 1954--OHV
26349-39	Oil pump pinion shaft gear.		--1939 to 1953--OHV
26349-54	Oil pump drive gear		--1954--74" OHV
26362-36	Check valve spring cover screw.		--1937 to 1952--all twins, 1953 & 1954--Servi-Cars
26363-36	Check valve spring.		--1937 to 1954--all twins
8866	Check valve and by-pass valve ball (2)		--1937 to 1952--all twins, 1953 & 1954--Servi-Cars
26367-36	By-pass valve cover screw		--1937 to 1952--all twins, 1953 & 1954--Servi-Cars
26368-36	By-pass valve adjusting screw		--1941 to 1952--OHV
26369-41	By-pass valve adjusting screw		--1941 to 1952--45" twins, 1941 to 1948--74" & 80" twins, 1953 & 1954--Servi-Cars
26373-41	By-pass valve spring.		--1941 to 1952--45" twins, 1941 to 1948--74" & 80" side valves, 1953 & 1954--Servi-Cars
26374-42	By-pass valve spring.		--1941 to 1952--OHV
26374-52	Oil pump relief valve spring (2).		--1953 & 1954--74" OHV.

Part No.	NAME	Price Each	Used On
OIL PUMPS AND FITTINGS, OIL PRESSURE SWITCH—Continued			
26381-37	By-pass ball retainer		--1937 to 1952--45" twins, 1953 & 1954-- Servi-Cars
26383-32	Chain oiler adjusting screw kit		--1933 to 1954--all twins
6170	Chain oiler adjusting washer, .002"		--1933 to 1949--all twins, 1950 to 1952-- 45" twins, 1953 & 1954--Servi-Cars
6150	Chain oiler washer.		--1933 early 1950--all twins, 1950 to 1952--45" twins, 1953 & 1954--Servi-Cars
6182	Adjusting screw washer.		--Later 1950 to 1954--all twins
7630	Adjusting screw nut		--Later 1950 to 1954--all twins
26400-52A	Oil pump valve (2).		--1953 & 1954--74" OHV.
26423-52A	Oil pump plug		--1953 & 1954--74" OHV.
26424-50	Oil pump cover oil pipe nipple.		--Later 1950 to 1954--OHV
6377	Oil pump cover oil pipe nipple washer		--Later 1950 to 1954--OHV
63533-15	Oil pipe nipple		--1936 to 1954--OHV
6440	Nipple packing washer		--1938 to 1945--OHV
6375	Nipple packing washer		--1946 to 1954--OHV
26550-38	Oil pressure switch cpt.		(Replaced by 26550-38A)
26550-38A	Oil pressure switch, cpt.		--1938 to 1952--45" twins, 1939 to 1948-- 74" & 80" side valves, 1953 & 1954-- Servi-Cars
26551-39	Oil pressure switch, cpt.		(Replaced by 26551-39A)
26551-39A	Oil pressure switch, cpt.		--1939 to 1954--OHV
26568-38	Oil pressure switch nipple.		--1938 to 1952--45" twins, 1938 to 1948-- 74" & 80" twins, 1953 & 1954--Servi- Cars
26569-39	Oil pressure switch nipple.		--1939 to 1954--OHV
6440	Nipple packing washer		--1938 to 1954--all twins
26579-38	Pressure switch screen.		--1938 to 1954--all twins

INLET PIPES

27010-36	Inlet pipe cpt.		--1936 to 1954--Servi-Cars.
	Consists of:		
	1 27020-36	Inlet pipe only	
	2 27038-32	Inlet nipple.	
	2 27051-32	Inlet packing nut	
	2 27058-30	Inlet packing bushing	
	1 27410-29	Carburetor insulating gasket.	
27011-36	Inlet pipe cpt.		--1936 to 1952 WL, 1940 to 1943 WLA & WLC
	Consists of:		
	3 7040	Carburetor fastening bolt lock washer	
	1 27024-36	Inlet pipe only	
	2 27038-32	Inlet nipple.	
	2 27051-32	Inlet packing nut	
	2 27058-30	Inlet packing bushing	
	1 27410-39	Carburetor insulating gasket.	
	3 27422-39	Carburetor fastening bolt	
27011-40	Inlet pipe cpt.		--1940 to 1946 WLD.
	Consists of:		
	1 27024-40	Inlet pipe only	
	1 27034-41	Inlet pipe extension.	
	2 27039-36	Inlet nipple.	
	1 27045-32	Inlet pipe nipple rivet	
	2 27050-30	Inlet packing nut	
	2 27057-30	Inlet packing bushing	
	3 27410-39	Carburetor insulating gasket.	

Part No.	NAME	Price Each	Used On
----------	------	------------	---------

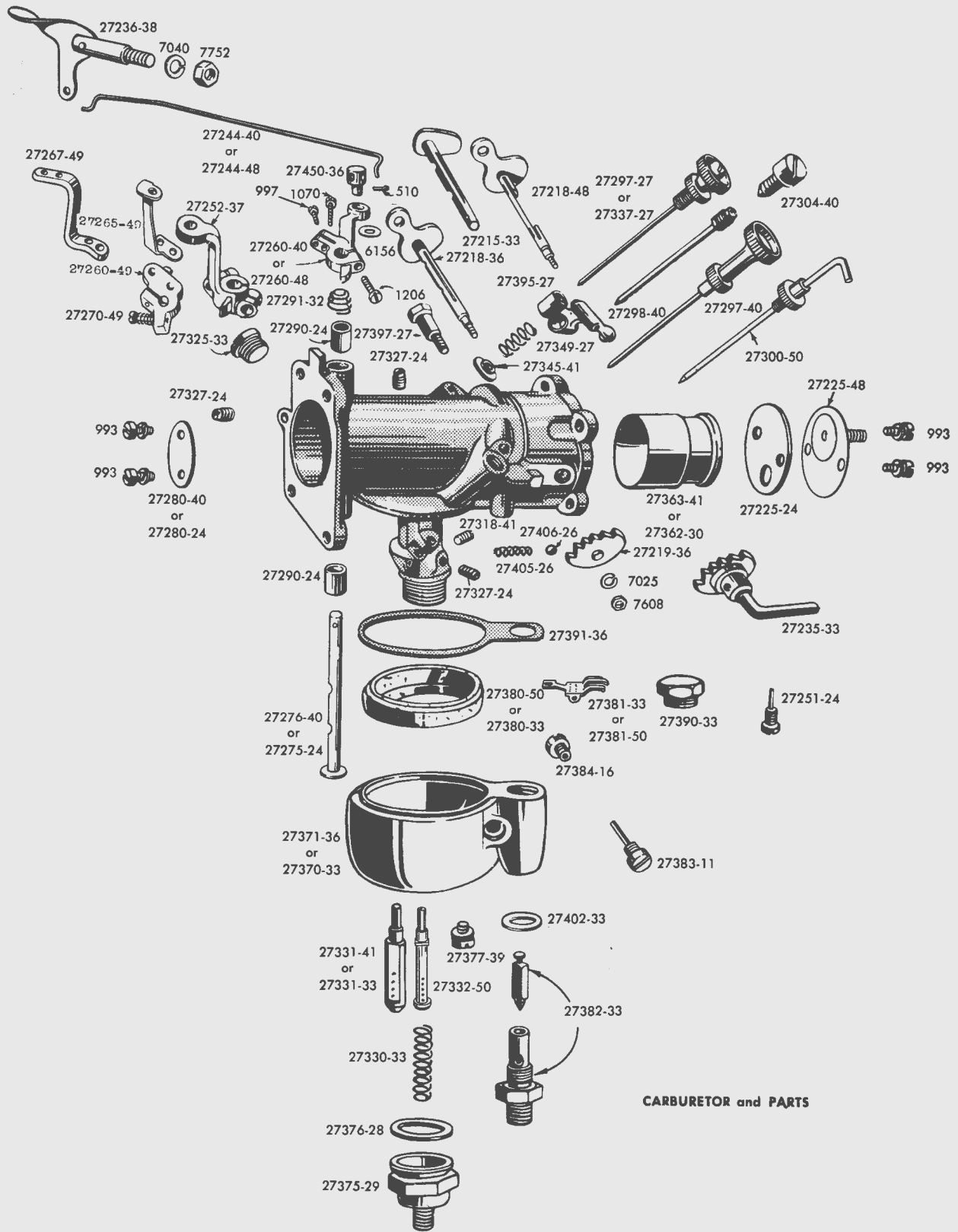


Part No.	NAME	Price Each	Used On
INLET PIPES—Continued			
27012-37	Inlet pipe cpt.		--1937 to 1948--74" & 80" side valves . .
	Consists of:		
	1 27026-39 Inlet pipe only		
	2 27039-37 Inlet nipple.		
	2 27050-30 Inlet packing nut		
	2 27057-30 Inlet packing bushing		
	2 27410-39 Carburetor insulating gasket.		
	1 27430-39 Carburetor support.		
27012-40	Inlet pipe cpt.		--1940 to 1947--OHV
	Consists of:		
	1 27028-41 Inlet pipe only		
	2 27039-40 Inlet nipple.		
	2 27052-40 Inlet packing nut		
	2 27059-40 Inlet packing bushing		
	1 27244-40 Air intake lever rod.		
	2 27411-40 Carburetor insulating gasket.		
	1 27431-41 Carburetor support.		
27012-48	Inlet pipe cpt.		--1948 to 1954--OHV twins
	Consists of:		
	1 27029-48 Intake pipe assembly.		
	2 27039-48 Intake pipe nipple.		
	2 27046-48 Intake pipe nipple rivet.		
	2 27052-40 Intake pipe packing nut		
	2 27059-40 Intake pipe packing bushing		
	2 27411-40 Intake pipe gasket.		
27034-41	Intake pipe extension		--1941 to 1946 WLD.
27038-32	Inlet nipple (2).		--1932 to 1952--45" twins except 1940 to 1946 WLD. 1953 & 1954--Servi-Cars . .
27039-36	Inlet nipple (2).		--1940 to 1946 WLD.
27039-37	Inlet nipple.		--1937 to 1948--74" & 80" side valves . .
27039-40	Inlet nipple (2).		--1940 to 1947--OHV
27039-48	Inlet nipple (2).		--1948 to 1954--OHV
27045-32	Inlet nipple rivet.		--1937 to 1947--61", 74" & 80" twins, 1948--74" side valves.
27046-48	Inlet nipple rivet.		--1948 to 1954--OHV
27048-52	Intake nipple lock nut.		--1952 to 1954--OHV
27049-52	Intake nipple lock screw.		--1952 to 1954--OHV
27050-30	Inlet packing nut (2)		--1934 to 1948--74" & 80" side valves, 1940 to 1946 WLD
27051-32	Inlet packing nut (2)		--1932 to 1952--45" twins except 1940 to 1946 WLD, 1953 & 1954--Servi-Cars. . .
27052-40	Inlet packing nut		--1940 to 1954--OHV
27057-30	Inlet packing bushing (2)		--1934 to 1948--74" & 80" side valves, 1940 to 1946 WLD
27058-30	Inlet packing bushing (2)		--1932 to 1952--45" twins, except 1940 to 1946 WLD, 1953 & 1954--Servi-Cars. . .
27059-40	Inlet packing bushing (2)		--1940 to 1954--OHV

CARBURETOR AND PARTS

27120-30	Linkert carburetor, cpt. 1" with 7/8" venturi (M-18).		--1937 to 1952--45" twins, 1953 & 1954-- Servi-Cars
27122-37	Linkert carburetor, cpt. 1-1/4" with 1-1/16" venturi (M-52).		--1937 to 1952--45" twins except W & Servi-Cars, 1937 to 1948--74" side- valves, 1942 to 1945--U.S. Navy.
27126-40	Linkert carburetor cpt. 1-1/2" with 1-5/16" venturi (M-75).		--1942 to 1947--74" OHV (Special)
27128-40	Linkert carburetor cpt. 1-1/2" with 1-1/8" venturi (M-35)		--1942 to 1947--OHV
27128-48	Linkert carburetor cpt. 1-1/2" with 1-1/8" venturi (M-61)		--1948 to 1952--61" OHV twins
27130-48	Linkert carburetor cpt. 1-1/2" with 1-5/16"		1948 to 1954--74" OHV

Part No.	NAME	Price Each	Used On
----------	------	------------	---------



CARBURETOR and PARTS

Part No.	NAME	Price Each	Used On
CARBURETOR AND PARTS—Continued			
NOTE: All of the necessary attaching parts are included with each carburetor.			
27132-36	Carburetor overhaul kit (for 1-1/4" carburetor) (M5 - M41 - M42 - M51 - M52 - M88)		--1937 to 1952--45" twins model WL, WLA, WLC, WLD, (aluminum heads only), 1936 to 1948--74" & 80" side valves
Consists of:			
2	993	Throttle disc screw	
1	27275-24	Throttle shaft	
1	27280-24	Throttle disc	
2	27290-24	Throttle shaft bushing	
1	27291-32	Throttle shaft spring	
1	27330-33	Nozzle retainer spring	
1	27376-28	Bowl lock nut gasket	
1	27380-33	Carburetor float	
1	27382-33	Carburetor float valve and seat	
1	27383-11	Float lever pin	
1	27391-36	Bowl cover gasket	
1	27402-33	Inlet nipple washer	
1	27405-26	Friction spring	
1	27406-26	Friction ball	
2	27410-39	Carburetor insulating gasket	
27133-36	Carburetor overhaul kit (for 1" carburetor) M-18		-1937 to 1952--45" twins model W and Servi-Cars, 1953 & 1954--Servi-Cars. .
Consists of:			
2	993	Throttle disc screw	
1	27275-26	Throttle shaft	
1	27280-34	Throttle disc	
2	27290-24	Throttle shaft bushing	
1	27291-32	Throttle shaft spring	
1	27330-33	Nozzle retainer spring	
1	27376-28	Bowl lock nut gasket	
1	27380-33	Carburetor float	
1	27382-33	Carburetor float valve and seat	
1	27383-11	Float lever pin	
1	27402-33	Inlet nipple washer	
1	27405-26	Friction spring	
1	27406-26	Friction ball	
2	27410-29	Inlet pipe gasket	
27134-41	Carburetor overhaul kit (For 1-1/2" carburetors) (M25 - M35 - M35T - M36 - M45 - M45A - M61 - M74 - M74B - M75)		--1942 to 1954--OHV
Consists of:			
2	993	Throttle disc screw	
1	27276-40	Throttle shaft	
1	27280-40	Throttle disc	
2	27290-24	Throttle shaft bushing	
1	27291-32	Throttle shaft spring	
1	27330-33	Nozzle retainer spring	
1	27376-28	Bowl lock nut gasket	
1	27380-33	Carburetor float	
1	27381-33	Float lever	
1	27382-33	Carburetor float valve and seat	
1	27383-11	Float lever pin	
1	27391-36	Bowl cover gasket	
1	27402-33	Inlet nipple washer	
1	27405-26	Friction spring	
1	27406-26	Friction ball	
2	27411-40	Carburetor insulating gasket	
27215-33	Air intake shaft		--1933 to 1952--45" twins, Later 1933 to 1948--74" & 80" side valves, 1953 & 1954--Servi-Cars (Carb. M-18, 41, 42, 51, 52, 54, 88)

Part No.	NAME	Price Each	Used On
CARBURETOR AND PARTS—Continued			
27218-36	Air intake shaft.		--1936 to 1947--OHV (Carb. M-5, 25, 35, 35T)
27218-48	Air intake shaft.		--1948 to 1954--OHV (Carb. M-36, 45, 45A, 61, 74, 74B)
993	Air intake shaft screw (2).		--1924 to 1954--all twins
27219-36	Air intake shaft stop		--1936 to 1954--OHV (Carb. M-5, 25, 35, 35T, 36, 45, 45A, 61, 74, 74B)
7608	Air intake shaft nut.		--1936 to 1954--OHV
27225-24	Air intake disc		--1930 to 1947--all twins, 1948 to 1952--45" twins, 1948--74" side valves (Carb. M-5, 25, 35, 41, 42, 51, 52, 54).
27225-48	Air intake disc		--1948 to 1954--OHV (Carb. M-35T, 36, 45, 45A, 61, 74, 74B).
27228-33	Air intake lever (Used on carburetors without air cleaners)		--1933 to 1952--45" twins except 1941 to 1943 WLA & WLC, 1933 to 1948--74" & 80" side valves, 1953 & 1954--Servi-Cars (Carb. M-18, 41, 42, 51, 52, 54).
27235-33	Air intake lever (Used on carburetors with air cleaners).		--1933 to 1952--45" twins, 1933 to 1948--74" & 80" side valves, 1953 & 1954--Servi-Cars (Carb. M-18, 41, 42, 51, 52, 54).
27236-38	Air intake lever and stud		--1938 to 1954--OHV twins (Carb. M-5, 25, 35, 35T, 36, 45, 45A, 61, 74, 75).
7752	Intake lever stud nut		--1936 to 1954--OHV
27243-41	Air intake lever.		--1941 to 1943--45" model WLA & WLC (Use with oil bath air cleaner) (Carb. M-88).
27244-40	Air intake lever rod.		--1941 to 1947--OHV (Carb. M-35 & M-75)
27244-48	Air intake lever rod.		--1948 to 1954--OHV (Carb. M-35T, 36, 45, 45A, 61, 74, 74B).
27251-24	Air intake lever screw.		--1933 to 1952--45" twins, Later 1933 to 1948--74" & 80" side valves, 1953 & 1954--Servi-Cars (Carb. M-18, 41, 42, 51, 52, 54).
27252-37	Throttle lever.		--1935 to 1948--45" twins, 1937 to 1948--74" & 80" twins (Carb. M-41, 42, 51, 52).
27260-40	Throttle lever.		--1940 to 1947--OHV (Carb. M-25, 35, 75).
27260-48	Throttle lever.		--1948--OHV (Carb. M-35T)
27260-49	Throttle lever.		--1949 to 1954--all twins (Carb. M-18, 36, 42, 45, 45A, 52, 54, 61, 74, 74B).
1206	Throttle lever lock screw		--1924 to 1948--all twins
1070	Throttle stop screw		--1924 to 1948--all twins
997	Throttle stop lock screw.		--1924 to 1954--all twins
27265-49	Throttle lever arm.		(Replaced by 27265-49A)
27265-49A	Throttle lever arm.		--1949 to 1954--OHV (Carb. M-36, 45, 45A, 61, 74, 74B)
27267-49	Throttle lever arm.		--1949 to 1952--45" twins, 1953 & 1954--Servi-Cars (M-18, 42, 52, 54).
2632	Throttle lever arm screw (2).		--1949 to 1954--OHV
1222	Throttle lever screw.		--1949 to 1954--OHV
27270-49	Throttle lever screw spring		--1949 to 1954--OHV (Carb. M-36, 45, 45A, 61, 74, 74B)
27275-24	Throttle shaft (1-1/4" carburetor).		--1930 to 1952--45" twin except W & Servi-Cars, 1942 to 1948--74" side valves (Carb. M-41, 42, 51, 52, 54).
27275-26	Throttle shaft (1" carburetor).		--1936 to 1952--45" twin model W & Servi-Cars, 1953 & 1954--Servi-Cars (Carb. M-18).
27276-40	Throttle shaft (1-1/2" carburetor)		--1940 to 1954--OHV (Carb. M-25, 35, 35T, 36, 45, 45A, 61, 74, 74B, 75).

Part No.	NAME	Price Each	Used On
CARBURETOR AND PARTS—Continued			
27280-24	Throttle disc (1-1/4" carburetor) (13°)		--1930 to 1952--45" twin except W & Servi-Cars, 1924 to 1948--74" & 80" side valves (Carb. M-5, 41, 42, 51, 52, 54)
27280-34	Throttle disc (1" carburetor) (12°)		--1935 to 1952--45" twins W & Servi-Cars, 1953 & 1954--Servi-Cars (Carb. M-18)
27280-40	Throttle disc (1-1/2" carburetors) (12°)		--1940 to 1951--OHV, 1952--61" OHV (Carb. M-25, 35, 35T, 36, 45, 45A, 61, 74, 75)
27280-51	Throttle disc (1-1/2" carburetor) (9-x)		--1941 to 1954--74" OHV--(Carb. M-45, 45A, 74, 74B, 75)
27290-24	Throttle shaft bushing		--1924 to 1954--all twins (Carb. M-5, 18, 25, 35, 35T, 36, 41, 42, 45, 45A, 51, 52, 54, 61, 74, 74B, 75)
27291-32	Throttle shaft spring		--1931 to 1954--all twins (Carb. M-5, 18, 25, 35, 35T, 36, 41, 42, 45, 45A, 51, 52, 54, 61, 74, 74B, 75)
993	Throttle shaft		--1924 to 1954--all twins
27297-27	High speed needle valve (1-1/4" carburetor)		--1937 to 1952--45" model WL & WLD, 1927 to 1948--74" & 80" side valves (Carb. M-41, 42, 52)
27297-30	High speed needle valve (1" carburetor)		--1937 to 1952--45" twins model W & Servi-Cars, 1953 & 1954--Servi-Cars (Carb. M-18)
27297-40	High speed needle valve		--1940 to 1950--OHV (Carb. M-25, 35, 35T, 45, 75)
27298-40	High speed needle valve		--1940 to 1943--45" twin model WLA & WLC (Carb. M-88)
27299-50	High speed needle valve		--Later 1950 to 1954--74" OHV (Carb. M-45A & 54)
27300-50	High speed needle valve		--Later 1950 to 1954--OHV (Carb. M-61, 74, 74B)
27304-40	High speed needle valve lock screw		--1940 to 1943--45" model WLA & WLC (Carb. M-88)
27317-50	Carburetor fixed jet - No. 17		--1950 to 1954--74" OHV (Carb. M-45A & 74)
27318-41	Fixed jet .052" hole		--1941 to 1943--45" model WLA & WLC (Carb. M-88)
27318-50	Carburetor fixed jet - No. 18		--1950 to 1952--61" OHV (Carb. M-36 & M-61)
27318-51	Carburetor fixed jet - No. 19		--1951 to 1954--OHV (Carb. M-61, 74 & 74B)
27325-33	Idle hole body plug		--Later 1933 to 1954--all twins (Carb. M-5, 18, 25, 35, 35T, 36, 41, 42, 45, 45A, 51, 52, 54, 61, 74, 74B, 75)
27327-24	Idle passage plug screw		--Later 1933 to 1954--all twins (Carb. M-5, 18, 25, 35, 35T, 36, 41, 42, 45, 45A, 51, 52, 54, 61, 74, 74B, 75, 88)
27330-33	Main nozzle retainer spring		--Later 1933 to 1954--all twins (Carb. M-5, 18, 25, 35, 35T, 36, 41, 42, 45, 45A, 51, 52, 61, 74, 74B, 75, 88)
27331-33	Main nozzle		--1933 to 1952--45" twins, Later 1933 to 1948--74" & 80" side valves, 1953 & 1954--Servi-Cars (Carb. M-18, 41, 42, 51, 52, 88)
27331-40	Main nozzle		--1940 to 1951--OHV, 1952--61" OHV (Carb. M-25, 35, 35T, 36)

Part No.	NAME	Price Each	Used On
CARBURETOR AND PARTS—Continued			
27331-41	Main nozzle		--1941 to 1950--74" OHV (Carb. M-45 & M-75).
27332-50	Main nozzle		--1950 to 1954--74" OHV twin (Carb. M-45A, 74, 74B).
27333-50	Main nozzle		--1950 to 1952--61" OHV (Carb. M-61).
27337-27	Low speed needle valve cpt. (1-1/4" carburetors)		--1930 to 1954--all twins (Carb. M-5, 25, 35, 35T, 36, 41, 42, 45, 45A, 51, 52, 54, 61, 74, 74B, 75, 88)
	Consists of:		
	1 27336-27	Low speed needle valve only	
	1 27349-11	Low speed needle valve lock spring.	
	1 27350-11	Low speed needle valve adjusting screw.	
	1 27351-11	Low speed needle valve lock screw	
27340-33	Low speed needle valve cpt. (1" carburetors)		--1933 to 1952--45" twins, model W & Servi-Cars, 1953 & 1954--Servi-Cars (Carb. M-18)
	Consists of:		
	1 27339-33	Low speed needle valve only	
	1 27349-11	Low speed needle valve lock spring.	
	1 27350-11	Low speed needle valve adjusting screw.	
	1 27351-11	Low speed needle valve lock screw	
27345-27	Low speed needle valve lever spring collar.		--1927 to 1952--all twins except 74" OHV models, 1953 & 1954--Servi-Cars (Carb. M-5, 18, 25, 35, 35T, 36, 41, 42, 51, 52, 54, 61, 88).
27345-41	Low speed needle valve lever spring collar.		--1941 to 1954--74" OHV twins (Carb. M-45, 45A, 74, 74B, 75).
27349-27	Low speed needle valve lever spring		--Later 1933 to 1954--all twins (Carb. M-5, 18, 25, 35, 35T, 36, 41, 42, 45, 45A, 51, 52, 54, 61, 74, 74B, 75, 88).
27361-30	1" venturi (1-1/4" carburetor).		--1930 to 1951--45" except W & Servi-Cars, 1934 to 1948--74" & 80" side valves (Carb. M-41, 42, 51, 52, 54, 88).
27362-30	1-1/16" venturi (1-1/4" carburetors).		--1930 to 1952--45" twins except W & Servi-Cars, 1934 to 1948--74" & 80" side valves (Carb. M-5, 41, 42, 51, 52).
27363-30	1-1/8" venturi (For 1-1/4" carburetors).		--1930 to 1951--Special for 1-1/4" carburetor (Carb. M-41, 51)
27363-40	1-1/8" venturi (For 1-1/2" carburetors).		--1940 to 1952--61" OHV (Carb. M-35, 35T, 36).
27363-41	1-5/16" venturi (For 1-1/2" carburetors)		--1941 to 1954--OHV twins (Carb. M-25, 45, 45A, 74, 74B, 75).
27364-41	15/16" venturi (1-1/4" carburetor)		--Later 1941 to 1943--45" model WLA & WLC (Carb. M-88)
27370-24	Bowl assembly		--1929 to 1952--45" twins, 1924 to 1948--74" & 80" side valves, 1953 & 1954--Servi-Cars (Carb. M-18, 41, 42, 51, 52).
27370-33	Bowl only		--1933 to 1952--45" twins, later 1933 to 1948--74" & 80" side valves, 1953 & 1954--Servi-Cars (Carb. M-18, 41, 42, 51, 52, 54, 88).
27370-36	Bowl assembly		--1936 to 1954--OHV (Carb. M-5, 25, 35, 35T, 36, 45, 45A, 74, 74B, 75)

Part No.	NAME	Price Each	Used On
CARBURETOR AND PARTS—Continued			
27370-50	Bowl assembly		--1950 to 1952--61" OHV twins (Carb. M-61)
27371-36	Bowl only		--1936 to 1954--OHV (Carb. M-5, 25, 35, 35T, 36, 45, 45A, 61, 74, 74B, 75)
27375-29	Bowl lock nut		--1930 to 1954--all twins (Carb. M-5, 18, 25, 35, 35T, 36, 41, 42, 45, 45A, 51, 52, 54, 61, 74, 74B, 75, 88)
27376-28	Bowl lock nut gasket		--1928 to 1954--all twins (Carb. M-5, 18, 25, 35, 35T, 36, 41, 42, 45, 45A, 51, 52, 54, 61, 74, 74B, 75, 88)
27377-39	Bowl drain screw with washer.		--1939 to 1954--all twins (Carb. M-5, 18, 25, 35, 35T, 36, 41, 42, 45, 45A, 51, 52, 54, 61, 74, 74B, 75, 88)
27380-33	Float		--Later 1933 to 1954--all twins (Carb. M-5, 18, 25, 35, 35T, 36, 41, 42, 45, 45A, 51, 52, 61, 74, 74B, 75, 88)
27380-50	Float		--1950 to 1952--61" OHV & 45" twins (Carb. M-54, 61)
27381-33	Float lever		--Later 1933 to 1954--all twins (Carb. M-5, 18, 25, 35, 35T, 36, 41, 42, 45, 45A, 51, 52, 74, 74B, 75, 88)
27381-50	Float lever		--1950 to 1952--61" OHV & 45" twins (Carb. M-54 & 61)
27382-33	Float valve and seat (fitted)		--1933 to 1954--all twins (Carb. M-5, 18, 25, 35, 35T, 36, 41, 42, 45, 45A, 51, 52, 54, 61, 74, 74B, 75, 88)
27383-11	Float lever pin		--1933 to 1954--all twins (Carb. M-5, 18, 25, 35, 35T, 36, 41, 42, 45, 45A, 51, 52, 54, 61, 74, 74B, 75, 88)
27384-16	Float lever bearing screw		--1933 to 1949--all twins (Carb. M-5, 18, 25, 35, 35T, 36, 41, 42, 45, 45A, 51, 52, 54, 75, 88)
27390-33	Bowl valve cover cap.		--1933 to 1952--45" twins, later 1933 to 1948--74" & 80" side valves, 1953 & 1954--Servi-Cars (Carb. M-18, 41, 42, 51, 52, 54, 88)
27391-36	Bowl cover gasket		--1936 to 1954--OHV (Carb. M-5, 25, 35, 35T, 36, 45, 45A, 61, 74, 74B, 75)
27395-27	Needle valve lever (For 1-1/4" & 1-1/2" carburetor)		--1933 to 1954--all twins except W & Servi-Cars (Carb. M-5, 18, 25, 35, 35T, 36, 41, 42, 45, 45A, 51, 52, 54, 61, 74, 74B, 75, 88)
27396-30	Needle valve lever (1" carburetors).		--1936 to 1952--45" Model W & Servi-Cars, 1953 & 1954--Servi-Cars (Carb. M-18)
27397-27	Needle valve lever screw.		--1933 to 1954--all twins (Carb. M-5, 18, 25, 35, 35T, 36, 41, 42, 45, 45A, 51, 52, 54, 61, 74, 74B, 75, 88)
27401-33	Gas inlet nipple.		--1933 to 1948--OHV (Carb. M-5, 25, 35, 35T)
27402-33	Inlet nipple washer		--Later 1933 to 1948--all twins (Carb. M-5, 18, 25, 35, 35T, 36, 41, 42, 45, 45A, 51, 54, 61, 74, 75, 88)
27405-26	Friction spring		--1926 to 1954--all twins (Carb. M-5, 18, 25, 35, 35T, 36, 41, 42, 45, 45A, 51, 52, 54, 61, 74, 74B, 75, 88)
27406-26	Friction ball		--1926 to 1954--all twins (Carb. M-5, 18, 25, 35, 35T, 36, 41, 42, 45, 45A, 51, 52, 54, 61, 74, 74B, 75, 88)
27410-29	Inlet pipe gasket (paper) for 1" carburetor		--1941 to 1954--Servi-Cars
27410-39	Carburetor insulating gasket.		--1941 to 1952--45" twins, solo; 1939 to 1948--74" & 80" side valves.

Part No.	NAME	Price Each	Used On
----------	------	---------------	---------

CARBURETOR AND PARTS—Continued

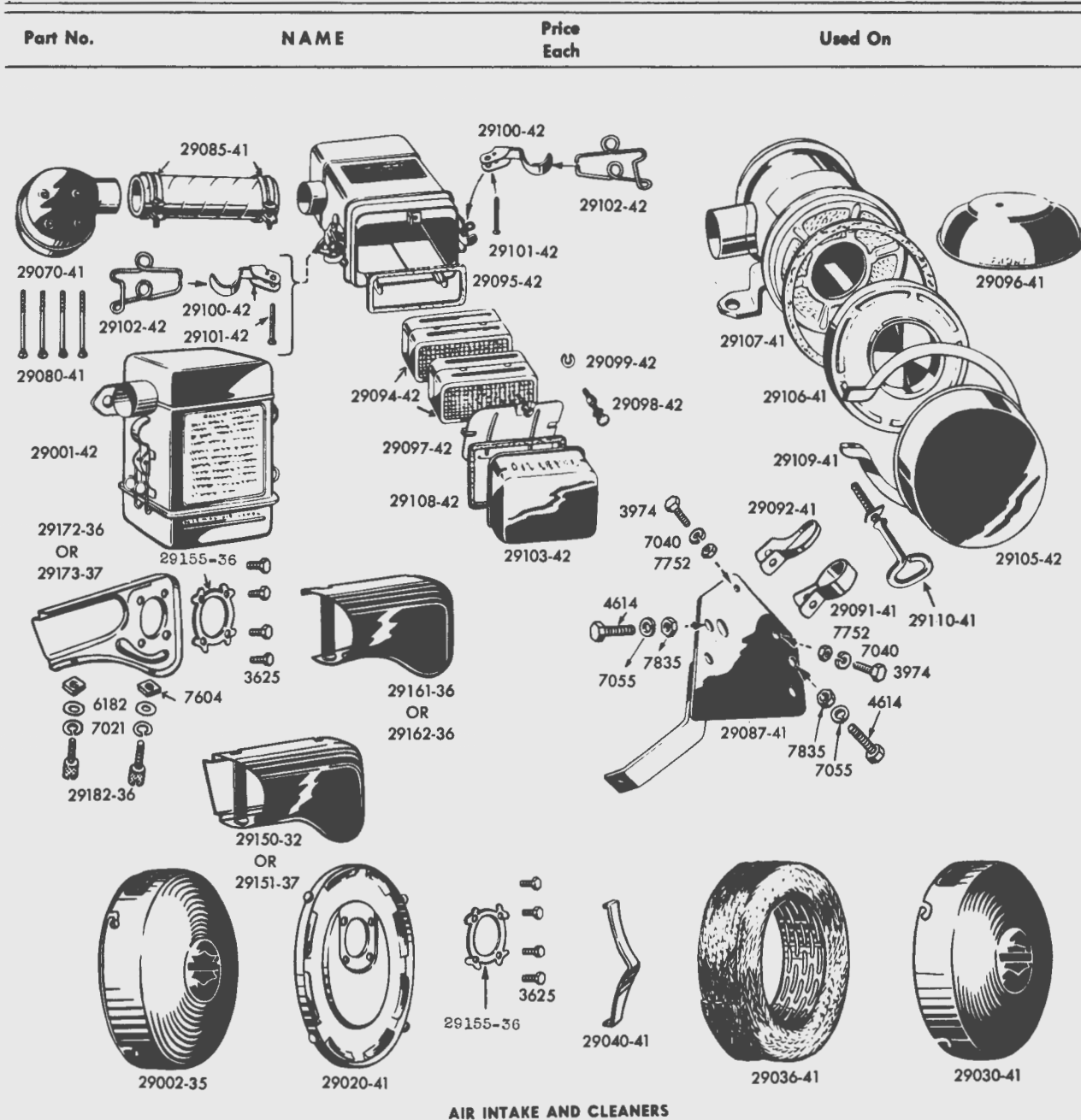
27411-40	Carburetor insulating gasket (2)		--1940 to 1954--OHV
27412-48	Carburetor insulating block . . .		--1948 to 1954--OHV
3754	Carburetor fastening bolt, 1" carburetor (3)		--1932 to 1954--Servi-Cars.
27422-39	Carburetor fastening bolt (3) . .		--Later 1942 to 1952--45" twins, solo; 1940 to 1947--OHV twins.
27423-41	Carburetor fastening bolt (3) . .		--1941 and early 1942 WLA, WLC.
27424-48	Carburetor fastening bolt (4) . .		--1948 to 1954--OHV
27430-39	Carburetor support.		--1939 to 1948--74" & 80" side valves . .
27431-41	Carburetor support bracket. . . .		(Replaced by 27431-41A)
27431-41A	Carburetor support bracket. . . .		--1941 to 1954--OHV
27432-36	Carburetor support.		--1936 to 1952--45" twins, 1953 & 1954-- Servi-Cars
7793	Carburetor support nut.		--1930 to 1954--all twins

AIR INTAKE AND CLEANER GROUP

29002-35	Air cleaner cpt		--1930 to 1954--all twins
29020-41	Air cleaner back plate.		--1941 to 1954--all twins
29030-41	Air cleaner cover		--1941 to 1954--all twins
29036-41	Air cleaner mesh with support . .		--1941 to 1954--all twins
29040-41	Air cleaner spring.		--1941 to 1954--all twins
29150-32	Air intake complete		--1936 to 1952--45" twins, 1953--Servi- Cars
29151-36	Air intake cpt.		--1930 to 1948--74" & 80" side valves . .
29151-37	Air intake cpt.		--1937 to 1954--OHV
29155-36	Intake or air cleaner mounting screw lock ring.		--1937 to 1954--all twins
3625	Air intake and cleaner mounting screw.		--1937 to 1954--all twins
29158-36	Air intake cover.		--1936 to 1948--74" & 80" side valves . .
29161-36	Air intake cover.		--1936 to 1952--45" twins, 1953 & 1954-- Servi-Cars
29162-36	Air intake cover.		--1937 to 1954--OHV
29171-36	Air intake back		--1936 to 1948--74" & 80" side valves . .
29172-36	Air intake back		--1936 to 1952--45" twins, 1953 & 1954-- Servi-Cars
29173-37	Air intake back		--1937 to 1954--OHV
29182-36	Cover retaining screw (2)		--1937 to 1954--all twins
6182	Retaining screw washer (2)		--1937 to 1954--all twins
7604	Retaining screw nut (2)		--1937 to 1954--all twins

OIL BATH AIR CLEANER GROUP

29001-42	Oil bath air cleaner with fittings		--1940 to 1943--45" model WLA & WLC
4614	Air cleaner mounting bolt (2) . . .		--1940 to 1943--45" model WLA & WLC
7835	Air cleaner mounting bolt nut (2)		--1940 to 1943--45" model WLA & WLC
29070-41	Air cleaner carburetor connection		--1940 to 1943--45" model WLA & WLC
29080-41	Carburetor connection screw (4) .		--1940 to 1943--45" model WLA & WLC
29085-41	Connecting hose clamp (2)		--1940 to 1943--45" model WLA & WLC
1240	Connecting hose clamp screw (2) . .		--1940 to 1943--45" model WLA & WLC
7638	Connecting hose clamp screw nut (2)		--1940 to 1943--45" model WLA & WLC
29087-41	Cleaner mounting bracket.		--1940 to 1943--45" model WLA & WLC
29091-41	Mounting bracket to frame clamp, rear		--1940 to 1943--45" model WLA & WLC
29092-41	Mounting bracket to frame clamp, front.		--1940 to 1943--45" model WLA & WLC
3974	Mounting plate frame clamp bolt . .		--1940 to 1943--45" model WLA & WLC
7752	Frame clamp bolt nut.		--1940 to 1943--45" model WLA & WLC



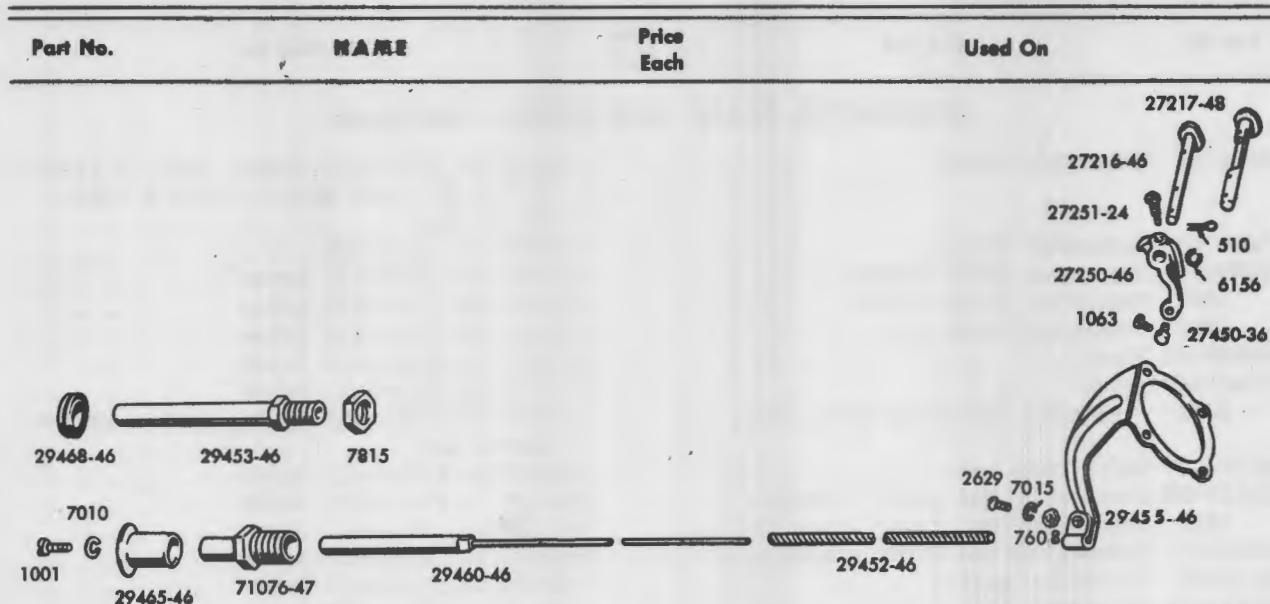
AIR INTAKE AND CLEANERS

PARTS FOR ROUND TYPE AIR CLEANER

29096-41	Air cleaner cover	--1940 & 1941--45" model WLA
29105-42	Oil cup	--1942--45" model WLC
29106-41	Baffle plate	--1940 & 1941--45" model WLA, 1942--WLC
29107-41	Air cleaner joint gasket	--1940 & 1941--45" model WLA, 1942--WLC
29109-41	Bottom pan clamp	--1940 & 1941--45" model WLA, 1942--WLC
29110-41	Bottom pan clamp screw	--1940 & 1941--45" model WLA, 1942--WLC

PARTS FOR RECTANGULAR AIR CLEANER

29094-42	Air cleaner strainer	--1942 & 1943--45" model WLA & WLC
29095-42	Air cleaner gasket	--1942 & 1943--45" model WLA & WLC
29097-42	Baffle plate	--1942 & 1943--45" model WLA & WLC
29098-42	Baffle plate screw	--1942 & 1943--45" model WLA & WLC
29099-42	Baffle plate screw washer	--1942 & 1943--45" model WLA & WLC
29100-42	Oil cup latch (2)	--1942 & 1943--45" model WLA & WLC
29101-42	Oil cup latch rivet (2)	--1942 & 1943--45" model WLA & WLC
29102-42	Oil cup latch spring clip (2)	--1942 & 1943--45" model WLA & WLC
29103-42	Oil cup	--1942 & 1943--45" model WLA & WLC
29108-42	Oil cup gasket	--1942 & 1943--45" model WLA & WLC



CARBURETOR CHOKE CONTROL

CARBURETOR CHOKE CONTROL GROUP

29452-46	Choke control coil.	--1946 to 1953--all models.
29453-46	Choke control coil holder	--1946--all models.
7815	Choke control coil holder screw	--1946--all models.
29455-46	Choke control bracket	--1946 to 1953--all models.
2629	Control bracket screw	--1946 to 1953--all models.
7015	Control bracket screw washer.	--1946 to 1953--all models.
7608	Control bracket screw nut	--1946 to 1953--all models.
29460-46	Choke control wire.	--1946 to 1953--all models.
27450-36	Choke control wire block.	--1939 to 1953--all models.
1063	Control wire block screw.	--1939 to 1953--all models.
6156	Control wire block screw washer (brass).	--1939 to 1953--all models.
29465-46	Choke control knob.	--1946 to 1953--all models.
1001	Control knob screw.	--1946 to 1953--all models.
29468-46	Control coil holder rubber bushing.	--1946--all models.
71076-47	Control knob mounting screw	--1947 to 1953--all models.
27216-46	Carburetor air intake shaft	--1946 to 1948--all models.
27217-48	Carburetor air intake shaft	--1949 to 1953--all models.
27250-46	Carburetor choke lever.	--1946 to 1953--all models.
27251-24	Carburetor choke lever screw.	--1946 to 1953--all models.

GENERATOR, FRAME AND FIELDS

*29975-30	Generator cpt., less drive gear	--1932 to 1954--all twins
*30007-40	Generator overhaul kit.	--1932 to 1948--all twins
Consists of:		
1	327	Generator gear pin.
2	993	Terminal screw.
3	1210	Oil retainer screw.
1	7789	Armature shaft nut.
2	30012-32	Frame screw
1	30138-30	Commutator cover gasket
1	30143-30	Generator gasket.
1	30425-32	Brush set
1	30985-29	Armature bakelite washer.
1	31009-18	Armature bearings, small.
1	31009-30	Armature bearing, large
1	31015-30	Bearing housing gasket.
1	31041-31	Drive end felt washer
•	30011-30	Generator fastening screw (2)
•	30011-36	Generator fastening screw (2)
•	*30012-32	Frame screw (2)
		--1930 to 1948--74" & 80" side valves
		--1936 to 1954--OHV
		--1932 to 1954--all twins

NOTE: *Not used on radio equipped machines.

Part No.	NAME	Price Each	Used On
GENERATOR, FRAME AND FIELDS—Continued			
30025-30	Generator strap		--1932 to 1952--45" twins, 1932 to 1948--74" & 80" side valves, 1953 & 1954--Servi-Cars
30025-36	Generator strap		--1936 to 1954--OHV
30029-30	Generator strap washer.		--1932 to 1954--all twins
1956	Generator strap screw		--1932 to 1954--all twins
7752	Generator strap nut		--1932 to 1954--all twins
*30090-32	Frame		--1932 to 1948--all twins
*30093-49	Frame		--1949 to 1954--all twins
2349	Generator fastening screw (2)		--1932 to 1952--45" twins, 1953 & 1954--Servi-Cars
30132-32	Left frame end.		--1932 to 1954--all twins
*30137-32	Commutator end cover (black).		--1932 to 1954--all twins
1210	Commutator end cover screw (2).		--1930 to 1954--all twins
*30138-30	Commutator end cover gasket		--1932 to 1954--all twins
*30143-30	Generator gasket.		--1932 to 1954--all twins
*30144-45	Generator shim (steel).		--1948 to 1954--OHV
*30145-46	Armature oil seal		--1946 to 1954--all twins
*30146-46	Armature felt washer retainer		--1946 to 1954--all twins
*30202-32	Shunt field coil.		--1932 to early 1952--all twins
*30202-52	Field coil.		--Later 1952 to 1954.
993	Field coil terminal screw (4)		--1924 to 1954--all twins
*30206-32	Regulating field coil		--1932 to early 1952--all twins
*30271-30	Pole piece (2).		--1932 to early 1952--all twins
30280-18	Pole piece screw (4).		--1918 to 1954--all twins
9900	Field coil wire terminal (4).		--1924 to 1954--all twins

GENERATOR BRUSH GROUP

30352-32	Positive brush holder assembly.		--1932 to 1951--all twins, 1952--45" twins.
Consists of:			
2	993	Positive terminal screw	
2	30228-32	Field coil terminal insulation.	
1	30231-51	Field coil terminal	
1	30351-32	Main brush holder	
1	30365-32	Brush holder insulation	
2	30460-32	Positive terminal screw	
30352-52	Positive brush holder assembly.	2.00	--1952 to 1954--OHV
Consists of:			
2	30228-32	Field coil terminal insulation.	
1	30231-51	Field coil terminal	
1	30351-51	Main brush holder	
1	30373-51	Brush holder insulation	
30353-32	Negative brush holder assembly.	1.40	--1932 to 1951--all twins, 1952--45" twins.
Consists of:			
1	993	Negative brush holder screw	
2	1202	Negative brush holder screw	
2	7021	Negative brush holder screw lock washer	
1	30351-32	Main brush holder	
1	30367-32	Negative brush holder screw nut	
30353-52	Negative brush holder assembly.	1.50	--1952 to 1954--OHV
Consists of:			
2	1202	Negative brush holder screw	
2	7021	Negative brush holder screw lock washer	
1	30351-51	Negative brush holder	
2	30367-32	Negative brush holder screw nut	
30385-32	Third brush holder.	2.25	--1932 to 1954--all twins
*30425-32	Set brushes and springs	1.45	--1932 to early 1952--45" twins
Consists of:			
1	30429-26	Small brush and spring.	
2	30450-32	Large brush and spring.	

NOTE: *Not used on radio equipped machines.

Part No.	NAME	Price Each	Used On
----------	------	------------	---------

GENERATOR BRUSH GROUP—Continued

* 30425-51	Set brushes and springs		--Later 1952 to 1954--OHV
	Consists of:		
	1 30427-26 Small brush and spring.		
	2 30450-51A Large brush and spring.		
30461-32	Positive terminal screw with fittings		--1932 to 1954--all twins
	Consists of:		
	1 6186 Terminal insulating washer.		
	1 7220 Terminal screw lock washer.		
	2 7634 Terminal screw nut.		
	1 30460-32 Positive terminal screw		
	1 30463-32 Terminal insulating washer.		

ARMATURE GROUP

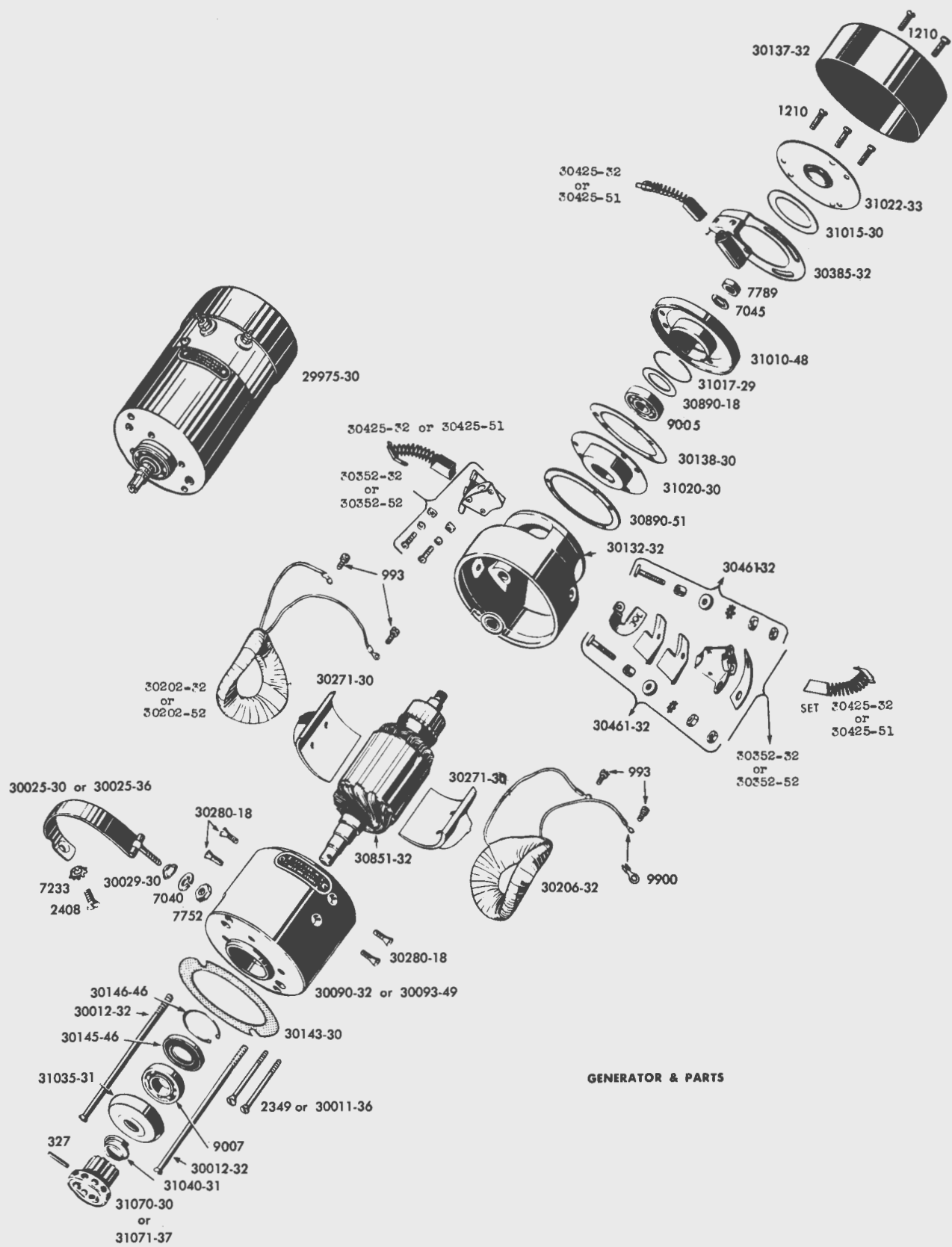
* 30851-32	Armature with winding		--1932 to 1954--all twins
30890-18	Armature spacing shim (.018")		--1918 to 1954--all twins
6543	Armature end washer (steel) (.025")		--1930 to 1950--all twins
6551	Armature end washer (.072")		--1932 to 1950--all twins
30985-29	Armature end washer (bakelite).		--1930 to 1950--all twins
* 31009-18	Armature bearing, small (brush end)		--1918 to 1948--all twins
9005	Armature bearing, small (brush end)		--1949 to 1954--all twins
* 31009-30	Armature bearing, large (drive end)		--1930 to 1948--all twins
9007	Armature bearing, large (drive end)		--1949 to 1954--all twins
31010-32	Brush end bearing housing		Replaced by 31010-48.
31010-48	Brush end bearing housing		--1932 to 1954--all twins
* 31015-30	Bearing housing gasket.		--1930 to 1954--all twins
31017-29	Bearing plate spring ring		--1930 to 1954--all twins
* 31020-30	Inner oil retainer, brush end		--1932 to 1954--all twins
* 31022-33	Outer oil retainer, brush end		--1933 to 1954--all twins
* 1210	Oil retainer & cover screw (5).		--1932 to 1954--all twins
* 31035-31	Drive end oil deflector		--1932 to 1954--all twins
8314	Drive end felt retainer rivet		--1932 to 1954--all twins
* 31040-31	Drive end spring.		--1932 to 1954--all twins
31041-31	Drive end felt washer		--1932 to 1948--all twins, 1949 to 1954--twins (Radio only)
31045-31	Drive end spring ring		--1932 to 1946--twins, 1947 & 1948--45" twins.
31046-31	Drive end felt washer retainer.		--1932 to 1954--all twins
7789	Armature shaft nut.		--1930 to 1954--all twins
* 31070-30	Generator drive gear.		--1936 to 1954--OHV twins
* 31071-37	Generator drive gear.		--1937 to 1952--45" twins, 1937 to 1948--74" & 80" side valves, 1953 & 1954--Servi-Cars
327	Generator gear pin.		--1932 to 1954--all twins

SPARK COIL AND CABLES

* 31966-36	Set of spark plug cables.		--1936 to 1954--OHV
	Consists of:		
	2 31680-27 Spark plug cable packing washer		
	1 31972-36A Spark plug cable, short		
	1 31985-36A Spark plug cable, long.		
* 31602-30	Spark coil and cables		--1930 to 1952--45" twins, 1953 & 1954--Servi-Cars
* 31602-37	Spark coil and cables		--1937 to 1947--74" & 80" side valves
* 31602-48	Spark coil and cables		--1948--74" side valves
* 31604-36	Spark coil and cables		--1936 to 1947--OHV

NOTE: *Not used on radio equipped machines.

Part No.	NAME	Price Each	Used On
----------	------	------------	---------



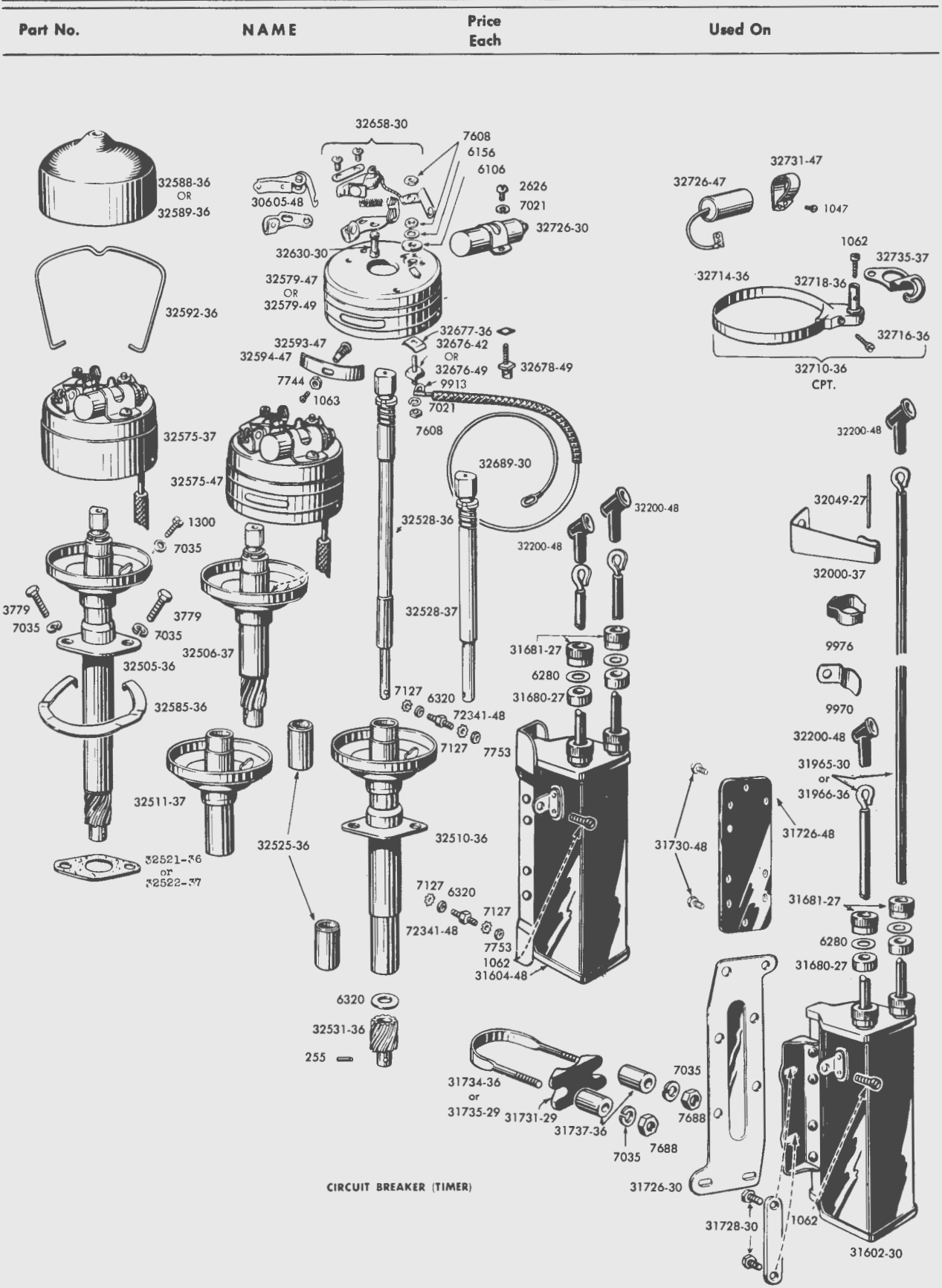
GENERATOR & PARTS

Part No.	NAME	Price Each	Used On
SPARK COIL AND CABLES—Continued			
*31604-48	Spark coil and cables	--1948 to 1954--OHV	
31680-27	Cable packing washer (2)	--1927 to 1954--all twins	
6280	Cable washer	--1927 to 1954--all twins	
31681-27	Cable packing nut	--1927 to 1954--all twins	
9970	Front spark plug cable clip	--1936 to 1954--OHV	
9976	Spark plug wire clamp	--1939 to 1954--61", 74", 80" twins and Servi-Cars	
31726-30	Spark coil mounting plate	--1933 to 1947--45" twins	
31726-48	Spark coil mounting plate	--1948 to 1954--45" twins & OHV	
3720	Spark coil mounting plate screw (4)	--1933 to 1947--45" twins	
31728-30	Coil mounting plate screw (2)	--1933 to 1947--45" twins	
31730-48	Spark coil mounting plate bolt (2)	--1948 to 1954--all twins	
31731-29	Spark coil U-bolt strap (2)	--1936 to 1947--all twins	
31734-36	Spark coil U-bolt (2)	--1936 to 1947--61", 74" & 80" twins	
31735-29	Spark coil U-bolt	--1930 to 1947--45" twins	
31737-36	Spark coil U-bolt spacer (4)	--1936 to 1947--61", 74" & 80" twins	
7688	Spark coil U-bolt nut (2)	--1936 to 1947--all twins	
1062	Spark coil terminal screw (2)	--1924 to 1954--all twins	
*31965-30	Set of spark plug cables	--1930 to 1952--45" twins, 1930 to 1948-- 74" & 80" twins, 1953 & 1954--Servi-Cars.	
	Consists of:		
	2 31680-27 Spark plug cable packing washer		
	1 31970-30 Spark plug cable, short		
	1 31976-30 Spark plug cable, long		
32000-37	Front spark plug cable bracket	--1937 to 1952--45" twins, 1937 to 1948-- 74" & 80" side valves, 1953 & 1954-- Servi-Cars	
32049-27	Spark plug terminal (hollow tube)	--1927 to 1954--all twins	
32200-48	Spark plug rubber cover	--1948 to 1954--all twins	
32300-09	Spark plug (No. 4)	--1927 to 1947--twins, 1948 to 1952--45" twins, 1948--74" side valves, 1953 & 1954--Servi-Cars	
* 32302-09	Spark plug (No. 3)	--1927 to 1947--twins, 1948 to 1952--45" twins, 1948--74" side valves, 1953 & 1954--Servi-Cars	
32304-09	Spark plug (No. 2)	--1927 to 1947--twins, 1948 to 1952--45" twins, 1948--74" side valves, 1953 & 1954--Servi-Cars	
32306-09	Spark plug (No. 5) racing	--1927 to 1947--twins, 1948 to 1952--45" twins, 1948--74" side valves	
* 32301-47	Spark plug (No. 4)	--1948 to 1954--OHV	
* 32303-47	Spark plug (No. 3)	--1948 to 1954--OHV	
* 32305-48	Spark plug (No. 2)	--1948 to 1954--OHV	
32342-08	Spark plug gasket	--1927 to 1947--twins, 1948 to 1952--45" twins, 1948--74" side valves, 1953 & 1954--Servi-Cars	
32342-42	Spark plug gasket	--1948 to 1954--OHV	
32370-26	Terminal nut for spark plug	--1927 to 1954--all twins	

CIRCUIT BREAKER (Timer) AND WIRING

32505-36	Timer shaft and housing	--Later 1936 (Motor No. 1422 up) to 1954--OHV
32506-37	Timer shaft and housing	--1937 to 1952--45" twins, 1937 to 1948-- 74" & 80" side valves, 1953 & 1954-- Servi-Cars
32510-36	Timer shaft housing	--Later 1936 to 1954--OHV
32511-37	Timer shaft housing	--Later 1937 to 1952--45" twins, 1937 to 1948--74" & 80" side valves, 1953 & 1954--Servi-Cars

NOTE: *Not used on radio equipped machines.



CIRCUIT BREAKER (TIMER)

Part No.	NAME	Price Each	Used On
CIRCUIT BREAKER (Timer) AND WIRING—Continued			
32521-36	Timer base gasket		--1936 to 1954--OHV
32522-37	Timer base gasket		--1937 to 1952--45" twins, 1937 to 1948-- 74" & 80" side valves, 1953 & 1954-- Servi-Cars
1300	Timer to motor screw (2).		--1937 to 1952--45" twins, 1937 to 1948-- 74" & 80" side valves, 1953 & 1954-- Servi-Cars
3779	Timer to motor bolt (2)		--1936 to 1954--OHV
32525-36	Timer housing bushing (2)		--1937 to 1954--all twins
32528-36	Timer shaft and cam		--Later 1936 (Motor No. 1422 up) to 1954--OHV.
32528-37	Timer shaft and cam		--1937 to 1952--45" twins, 1937 to 1948-- 74" & 80" side valves, 1953 & 1954-- Servi-Cars
6320	Timer shaft washer.		--1937 to 1954--all twins
32531-36	Timer shaft gear with pin		--1937 to 1954--all twins
255	Timer shaft gear pin.		--1937 to 1954--all twins
32575-37	Circuit breaker (timer base) assembly		--1937 to 1946--45" twins
32575-47	Circuit breaker (timer base) assembly		--1947 to 1954--all twins
32578-37	Circuit breaker base.		--1937 to 1946--45" twins
32579-47	Circuit breaker base.		--1947 and 1948--all twins.
32579-49	Circuit breaker base.		--1949 to 1954--all twins
32585-36	Breaker base retainer		--1937 to 1954--all twins
32588-36	Circuit breaker cover (black)		--1937 to 1954--all twins
32589-36	Circuit breaker cover (chrome).		--1937 to 1954--all twins
32592-36	Breaker cover retainer.		--1937 to 1954--all twins
32593-47	Circuit breaker adjusting screw		--1947 to 1954--all twins
32594-47	Circuit breaker adjusting screw plate.		--1947 to 1954--all twins
1063	Circuit breaker plate screw		--1947 to 1954--all twins
7744	Circuit breaker adjusting screw nut.		--1947 to 1954--all twins
32630-30	Breaker point stud assembly		--1930 to 1948--all twins
32658-30	Set of breaker points		--1930 to 1948--all twins
	Includes:		
	2 2626 Contact plate screw		
	1 32625-30 Breaker lever		
	1 32629-30 Breaker lever spring.		
	1 32661-30 Contact plate and point		
	1 32666-30 Contact plate spring washer		
30605-48	Set of breaker points		--1949 to 1954--all twins
	Includes:		
	1 32660-47 Contact point and support		
	1 32661-47 Breaker point		
30505-47	Circuit breaker pivot pin		--1947 to 1954--all twins
30507-47	Breaker point adjusting eccentric screw.		--1947 to 1954--all twins
32669-47	Breaker point locking screw		--1949 to 1954--all twins
32676-42	Circuit breaker wire stud		--1930 to 1948--45" twins
32676-49	Circuit breaker wire stud		--1949 to 1954--all twins
32677-36	Circuit breaker wire stud insulator.		--1930 to 1948--all twins
32678-49	Circuit breaker wire stud insulator.		--1949 to 1954--all twins
6106	Circuit breaker wire stud fibre washer		--1930 to 1954--all twins
6156	Circuit breaker wire stud brass washer		--1949 to 1954--all twins

Part No.	NAME	Price Each	Used On
CIRCUIT BREAKER (Timer) AND WIRING—Continued			
• 32689-30	Circuit breaker to coil wire assembly		--1930 to 1948--all twins
	Consists of:		
	1 6106	Circuit breaker wire stud fibre washer.	
	1 6156	Circuit breaker wire stud brass washer.	
	2 7608	Circuit breaker wire stud nut	
	1 32677-36	Circuit breaker wire stud insulator	
	1 32690-30	Circuit breaker to coil wire and stud	
32690-30	Circuit breaker to coil wire.		--1930 to 1954--all twins
32710-36	Circuit breaker control strap assembly		--1937 to 1946--all twins
	Consists of:		
	2 225	Circuit breaker strap pin	
	1 1062	Circuit breaker lever end screw	
	1 32714-36	Circuit breaker control strap	
	1 32715-36	Circuit breaker lever end strap end	
	1 32716-36	Circuit breaker strap end screw	
	1 32718-36	Circuit breaker lever stud.	
• 32726-30	Condenser		--1930 to 1948--all twins
• 32726-47	Condenser		--1949 to 1954--all twins
2626	Condenser screw		--1930 to 1948--all twins
1047	Condenser screw		--1949 to 1954--all twins
32731-47	Condenser bracket		--1949 to 1954--all twins
32735-37	Spark control bracket		--1937 to 1946--74" & 80" side valves
32736-37	Spark control bracket		--1937 to 1946--45" twins

RADIO GENERATOR AND SPARK COIL GROUP

29983-49	Air cooled generator.		Replaced by 29983-51.
29983-51	Air cooled generator.		--1948--74" side valves and 1948 to 1954--Servi-Cars, two way radio.
29984-38	Generator cpt. (2 brush type)		--Later 1938 to 1948--with voltage regulator.
29984-49	Generator cpt. air cooled		Replaced by 29984-51.
29984-51	Generator cpt. air cooled		--1949 to 1954--OHV two way radio
29990-48	Radio application kit		--1948 to 1954--Servi-Cars two way radio.
	Consists of:		
	1 6395	Plain washer.	
	2 7035	Regulator stud lock washer.	
	1 7127	Shakeproof lock washer.	
	2 7230	Regulator stud lock washer.	
	2 7675	Regulator stud nut.	
	1 29983-51	Air cooled generator.	
	1 31726-48	Coil mounting plate	
	2 31730-48	Coil mounting plate bolt.	
	1 36813-47	Clutch pedal assembly	
	2 50668-35	Spacers	
	1 66200-48	Battery carrier for box	
	1 70246-42	Relay to switch panel cable	
	1 70196-50	Positive wire cable	
	1 74511-51A	Voltage regulator	
	2 74527-48	Voltage regulator stud.	
29992-48	Radio application kit	215.00	--1948 to 1954--OHV--Two way radio
	Consists of:		GROUP NO.1 - Generator, Regulator and Fittings
	1 29984-51	Air cooled generator.	
	3 36869-48	Mounting spacers.	
	1 50656-48	Footboard stud.	
	1 50657-48	Footboard stud.	
	3 4354	Mounting bolts.	
	1 70191-49	Regulator to battery positive cable	
	1 70193-49	Battery positive to terminal box wire	
	1 70211-49	Battery negative wire	

Part No.	NAME	Price Each	Used On
RADIO GENERATOR AND SPARK COIL GROUP—Continued			
29992-48	(Continued) 2	9976	Clips for conduit
	Consists of: 1	74500-51A	Voltage regulator
	2	74527-48	Voltage regulator stud.
	2	7230	Voltage regulator stud lock washer.
	1	70246-42	Relay terminals to switch panel cable
	1	31726-48	Coil mounting plate
	2	31730-48	Coil mounting plate bolt.
	2	7035	Coil mounting plate bolt lock washer.
	2	7127	Coil mounting plate bolt lock washer.
	1	7744	Coil mounting plate bolt nut.
			GROUP NO.2 - Battery and Oil Tank
	1	62500-49	Oil tank.
	1	62575-49	Oil tank support.
	1	62625-49	Oil tank filler cap
	1	62675-49	Oil tank vent line.
	1	63501-49	Oil pump return line.
	1	66002-49	Battery 45 AMP.
	1	66376-49	Battery cover
	1	66405-52	Battery tie rod
	1	66405-49	Battery tie rod
	2	66351-42	Battery upper cushion
	1	66350-42	Battery lower cushion
	2	7675	Battery hexagon nut
	1	60333-52	Chainguard bracket.
	1	2762	Chainguard bracket screw (1/4")
	1	7691	Chainguard bracket screw nut.
	6	7035	Chainguard bracket lock washer.
	4	3738	Chainguard bracket screw.
			GROUP NO. 3 - Carrier & Fittings
	1	78500-49	Radio carrier
	2	4670	Radio carrier bolt.
	2	7835	Radio carrier bolt nut.
	2	6413	Radio carrier bolt spacer
	2	6490	Radio carrier bolt plain washer
	2	6336	Radio carrier bolt plain washer
	2	7065	Radio carrier bolt lock washer.
29994-48	Radio application kit	\$215.00--1948--side valves	
	Consists of:	GROUP NO. 1 - Generator Regulator and Fittings	
	1	29983-51	Air cooled generator.
	3	36869-48	Mounting spacers.
	1	50656-48	Footboard stud.
	1	50657-49	Footboard stud.
	6	50668-35	Footboard stud spacers.
	3	4377	Mounting bolt
	1	70191-49	Regulator to battery positive cable
	1	70193-49	Battery positive to terminal box wire
	1	70211-49	Battery negative wire
	2	9976	Clips for conduit
	1	74500-51A	Voltage regulator
	2	74527-48	Voltage regulator stud.
	2	7675	Voltage regulator stud nut.
	2	7035	Voltage regulator stud lock washer.
	2	7230	Voltage regulator stud lock washer.
	1	70246-42	Relay terminal to switch panel cable.
	1	31726-48	Coil mounting plate
	2	31730-48	Coil mounting plate bolt.
	2	7035	Coil mounting plate bolt.
	2	7127	Coil mounting plate bolt lock washer.
			GROUP NO. 2 - Battery and Oil Tank
	1	62500-49	Oil tank.
	1	62575-49	Oil tank support.
	1	62625-49	Oil tank filler cap
	1	63515-48	Oil tank vent line.
	1	63503-48	Oil tank return line.

Part No.	NAME	Price Each	Used On
29904-51	Generator Housing		
30203-32	Generator Cover		
30276-51	Generator Mounting Bracket		
30853-51	Generator Mounting Pin		
30092-48	Generator End Cap		
31041-31	Generator Shaft		
31045-31	Generator Nut		
30013-32	Generator Pulley		
31036-32	Generator Pulley Nut		
51078-32	Generator Pulley Washer		
51075-32	Generator Pulley Key		
239	Generator Pulley Key Pin		
31079-32	Generator Pulley Key Nut		
31083-37	Generator Pulley Key Washer		
31081-32	Generator Pulley Key Pin		
30460-51A	Generator Armature		
30353-32	Generator Armature Bracket		
30367-32	Generator Armature Bracket		
30351-51	Generator Armature Bracket		
30460-32	Generator Armature		
30463-32	Generator Armature		
30461-32	Generator Armature		
30228-32	Generator Armature		
30373-51	Generator Armature		
30352-32	Generator Armature		
30450-51A	Generator Armature		
30890-51	Generator Armature		
30134-44	Generator Armature		
30231-51	Generator Armature		
30461-32	Generator Armature		
30463-32	Generator Armature		
30460-32	Generator Armature		
30228-32	Generator Armature		
30373-51	Generator Armature		
30352-32	Generator Armature		
30450-51A	Generator Armature		
30890-18	Generator Armature		
31017-29	Generator Armature		
31010-49	Generator Armature		
30395-38	Generator Armature		
30058-48	Generator Armature		
30061-49	Generator Armature		
30059-48	Generator Armature		
30051-48	Generator Armature		
2218	Generator Armature		
7789	Generator Armature		
7045	Generator Armature		
6388	Generator Armature		
30055-48	Generator Armature		
7121	Generator Armature		
1300	Generator Armature		
32726-30	Generator Armature		
1190	Generator Armature		
2629	Generator Armature		
70249-42	Generator Armature		
32728-41	Generator Armature		
7115	Generator Armature		
6165	Generator Armature		
7608	Generator Armature		

RADIO GENERATOR

Part No.	NAME	Price Each	Used On
----------	------	------------	---------

RADIO GENERATOR AND SPARK COIL GROUP—Continued

29994-48	(Continued) 1	63510-48	Oil tank feed line.	
	Consists of: 1	66002-49	Battery 45 AMP.	
		1	66376-49	Battery cover
		2	66405-49	Battery tie rod
		2	66351-42	Battery cushion, upper.
		1	66350-42	Battery cushion, lower.
		2	7675	Battery hexagon nut
		1	60333-49	Chainguard bracket.
		1	2762	Chainguard bracket screw.
		1	6490	Chainguard bracket screw plain washer
		1	7691	Chainguard bracket screw nut.
		4	3738	Chainguard bracket screw.
		5	7035	Chainguard bracket screw lock washer.
			GROUP NO. 3 - Carrier and Fittings	
		1	78500-49	Radio carrier
		2	4670	Radio carrier bolt.
		2	6336	Radio carrier bolt plain washer
		2	6413	Radio carrier bolt spacer
		2	7065	Radio carrier bolt lock washer.
		2	7835	Radio carrier bolt nut.
78501-41	Radio carrier		--1951 and 1952--OHV (For link vetric Radio only).	
30051-48	Generator fan		--1949 to 1954--radio generator	
30055-48	Generator fan housing		--1949 to 1954--radio generator	
1300	Generator fan housing screw		--1949 to 1954--radio generator	
30058-48	Generator fan housing spider.		--1949 to 1954--radio generator	
30059-48	Generator fan spacer.		--1949 to 1954--radio generator	
30061-49	Generator fan baffle plate.		--1949 to 1954--radio generator	
2218	Generator fan baffle plate screw (3).		--1949 to 1954--radio generator	
30062-48	Generator air intake shield (2)		--1949 to 1954--radio generator	
1202	Generator air intake shield screw (2).		--1949 to 1954--radio generator	
30091-32	Generator frame		--1932 to 1948--radio generator	
30092-48	Generator frame		--1949 to 1954--(Air cooled generator).	
30013-32	Generator frame screw (2)		--1932 to 1954--radio generator	
31603-32	Spark coil and cables cpt		--1932 to 1947, 1948--side valves (For radio service)	
31605-48	Spark coil only		--1948 to 1954--OHV	
31607-48	Spark coil and cables cpt. with spark plug shields		--1948 to 1954--OHV (For radio service)	
31980-48	Rear spark plug cable		--1948 to 1954--OHV	
31990-48	Front spark plug cable.		--1948 to 1954--OHV	
30134-44	Generator frame end		1942 to 1954--radio generator	
30138-30	Drive end cover gasket.		--1932 to 1954--radio generator	
30203-32	Generator shunt field coil.		--1932 to 1948, 1950 and 1951--radio generator.	
30203-51	Generator field coil (2).		--1952 to 1954 radio generator.	
30207-32	Generator field coil.		--1932 to 1951--radio generator (1949--Shunt field coil also)	
30228-32	Field coil terminal insulation.		--1932 to 1954--radio generator	
30231-51	Field coil terminal		--1932 to 1954--radio generator	
30276-51	Pole shoe (2)		--1932 to 1954--radio generator	
30280-18	Pole shoe screw (4)		--1932 to 1954--radio generator	
30351-51	Brush holder (2).		--1951 to 1954--radio generator	
993	Brush holder screw, small		--1951 to 1954--radio generator	
1202	Brush holder screw, large (2)		--1951 to 1954--radio generator	
30352-32	Positive brush holder assembly.		--1932 to 1950--radio generator	
	Consists of:			
	2	993	Positive terminal screw	
	2	30228-32	Field coil terminal insulation.	
	1	30231-32	Field coil terminal	
	1	30351-32	Main brush holder	
	1	30365-32	Main brush holder insulation.	
	2	30461-32	Terminal screw with fittings.	

Part No.	NAME	Price Each	Used On
RADIO GENERATOR AND SPARK COIL GROUP—Continued			
30353-32	Negative brush holder assembly.		--1932 to 1950--radio generator
	Consists of:		
	1 993 Negative brush holder screw		
	2 1202 Negative brush holder screw		
	2 7021 Negative brush holder screw lock washer		
	1 30367-32 Negative brush holder screw nut		
	1 30351-32 Main brush holder		
30365-32	Brush holder insulation		--1932 to 1950--radio generator
30373-51	Brush holder insulation		--1951 to 1954--radio generator
30367-32	Brush holder screw nut (2).		--1951 to 1954--radio generator
30385-32	Third brush holder.		--1932 to 1949--radio generator
30395-38	Generator end plate		--1938 to 1948, 1950 to 1954--radio generator
• 30425-32	Set of brushes and springs.		--1932 to 1950--radio generator
	Consists of:		
	1 30427-26 Small brush and spring.		
	2 30450-32 Large brush and spring.		
• 30425-51	Set brushes and springs		--1951 to 1954--radio generator
	Consists of:		
	1 30427-26 Small brush and spring.		
	2 30450-51A Large brush and spring.		
30450-51A	Generator brush and spring (2).		--1951 to 1954--radio generator
30461-32	Terminal screw with fittings.		--1932 to 1954--radio generator
	Consists of:		
	1 6186 Terminal screw insulating washer.		
	1 7220 Terminal screw lock washer.		
	2 7634 Terminal screw nut.		
	1 30460-32 Terminal screw.		
	1 30463-32 Terminal screw bushing.		
30463-32	Terminal screw bushing (4).		--1932 to 1954--radio generator
• 30852-32	Armature and winding only		--1932 to 1948--radio generator
• 30853-51	Armature and winding only		--1949 to 1954--radio generator
30890-18	Armature spacing shim (.020")		--1932 to 1954--radio generator
30890-51	Commutator end bearing shim (0 to 3 used).		--1951 to 1954--radio generator
30985-29	Armature bakelite washer.		--1932 to 1950--radio generator
6543	Armature steel spacer (3)		--1932 to 1950--radio generator
6551	Armature steel spacer (.072")		--1932 to 1950--radio generator
• 31009-18	Armature bearing, small		--1932 to 1948--radio generator
• 9005	Armature bearing, small		--1949 to 1954--radio generator
• 31009-30	Armature bearing, large		--1930 to 1948--radio generator
• 9007	Armature bearing, large		--1949 to 1954--radio generator
6388	Armature shaft plain washer		--1932 to 1954--radio generator
7789	Armature shaft nut.		--1932 to 1954--radio generator
25860-29	Armature shaft key.		--1932 to 1954--radio generator
31010-48	Brush end bearing housing		--1932 to 1948--radio generator
31010-49	Brush end bearing housing		--1949 to 1954--radio generator
31017-29	Bearing plate spring ring		--1932 to 1954--radio generator
31020-30	Inner oil retainer, brush end		--1932 to 1948--radio generator
31020-49	Inner oil retainer, brush end		--1949 to 1954--radio generator
31036-32	Drive end oil deflector		--1932 to 1954--radio generator
31041-31	Drive end felt washer		--1932 to 1954--radio generator
31045-31	Drive end spring ring		--1932 to 1954--radio generator
31073-32	Generator drive gear.		--1937 to 1948, 1952 to 1954--radio generator.
31073-48	Generator drive gear.		--1949 to 1951--radio generator
31078-32	Generator clutch.		--1937 to 1948, 1952 to 1954--radio generator.
31078-48	Generator clutch.		--1949 to 1951--radio generator
31079-32	Generator clutch spring		--1937 to 1954--radio generator
31081-32	Generator clutch spring collar		--1936 to 1954--OHV radio generator
239	Generator clutch spring collar pin.		--1937 to 1954--radio generator

Part No.	NAME	Price Each	Used On
RADIO GENERATOR AND SPARK COIL GROUP—Continued			
31083-37	Generator oil slinger		--1937 to 1948--74" & 80" side valves, 1948 to 1954--Servi-Cars, radio generator.
32726-30	Condenser		--1932 to 1954--radio generator
2629	Condenser screw		--1932 to 1954--radio generator
32728-41	Condenser insulating washer . . .		--1941 to 1954--radio generator
70249-42	Condenser to generator terminal strap.		--1946 to 1954--radio generator
6165	Condenser plain washer.		--1932 to 1954--radio generator
7608	Condenser nut		--1932 to 1954--radio generator
31608-48	Spark coil only		--1948--side valves 1948 to 1954--Servi-Cars
31980-48	Rear spark plug cable		--1948 to 1954--OHV
31990-48	Front spark plug cable.		--1948 to 1954--OHV
31680-27	Cable packing washer (2).		--Later 1939 to 1954.
31665-39	Spark coil low tension terminal (2).		--Later 1939 to 1954--radios.
31740-39	Spark coil condenser connection strap.		--Later 1939 to 1954--radios.
31989-39	Front spark plug cable.		--Later 1939 to 1947, 1948--side valves, 1939 to 1954--Servi-Cars
31978-39	Rear spark plug cable.		--Later 1939 to 1947, 1948--side valves, 1939 to 1954--Servi-Cars
32700-39	Low tension wire shield and clip.		--Later 1939 to 1954--radios.
32050-39	Front spark cable housing		--Later 1939 to 1948--side valves, 1939 to 1954--Servi-Cars.
32051-39	Rear spark cable housing.		--Later 1939 to 1947, 1948--side valves, 1954--Servi-Cars
32052-48	Front spark cable housing		--1948 to 1954--OHV
32053-48	Rear spark cable housing.		--1948 to 1954--OHV
32072-39	Spark plug insulator (2).		--Later 1939 to 1947, 1948--side valves, 1939 to 1954--Servi-Cars
32145-39	Spark plug lower shield (2)		--Later 1939 to 1947, 1948--side valves, 1939 to 1954--Servi-Cars
32144-39	Spark plug upper shield (2)		--Later 1939 to 1947, 1948--side valves, 1939 to 1954--Servi-Cars
32111-36	Spark plug shield cap spring (2). .		--Later 1939 to 1947, 1948--side valves, 1939 to 1954--Servi-Cars
9978	Spark plug shield spring clip (2)		--Later 1939 to 1954--OHV
70940-48	Instrument panel base cpt. less speedometer.		--1948 to 1950--radio machines only . . .

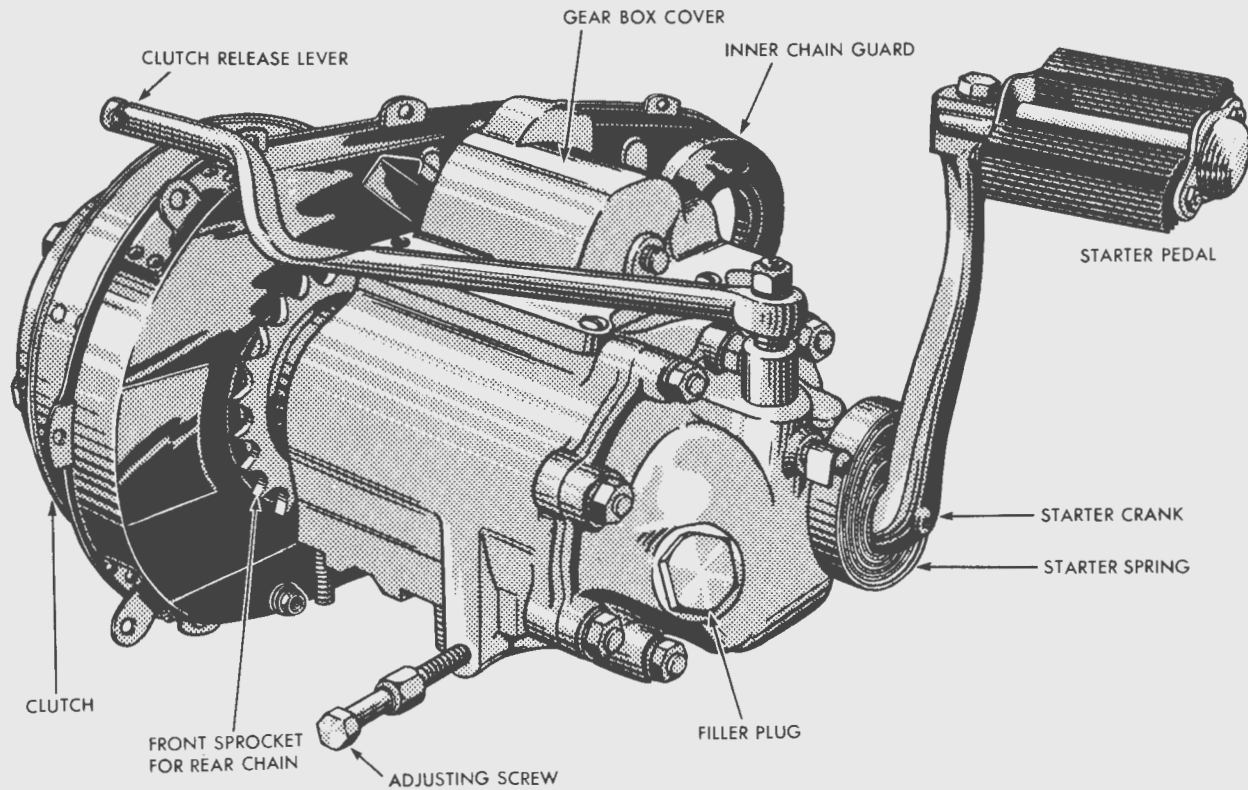
COMPLETE TRANSMISSION—ALL MODELS

- NOTE: (1) Parts used in all transmissions are indicated by number of years used - Example: - (1937 to 1954)
- (2) Parts used in 4 Speed Transmissions only are indicated by (4 Speed)
- (3) Parts used in (3 Speed Transmissions and Reverse Transmissions are indicated by (3 Speed & Reverse)
- (4) Parts used in Reverse Transmissions only are indicated by (Reverse)

33000-41	Four speed transmission and clutch, cpt.	\$229.60	--1941 to 1946--61", 74" and 80" twins. .
33000-47	Four speed transmission and clutch cpt		Replaced by 33000-51.
33000-51	Four speed transmission with clutch cpt	229.60	--1947 to 1954--OHV twins, handshift. . .
33000-52	Four speed transmission with clutch cpt	252.00	--1952 to 1954--OHV (Footshift)
33002-41	Three speed and reverse transmission with clutch.	229.60	--1941 to 1946--61", 74" & 80" twins. . .
33002-47	Three speed and reverse transmission with clutch.		Replaced by 33002-51.

Part No.	NAME	Price Each	Used On
----------	------	------------	---------

COMPLETE TRANSMISSION—ALL MODELS—Continued

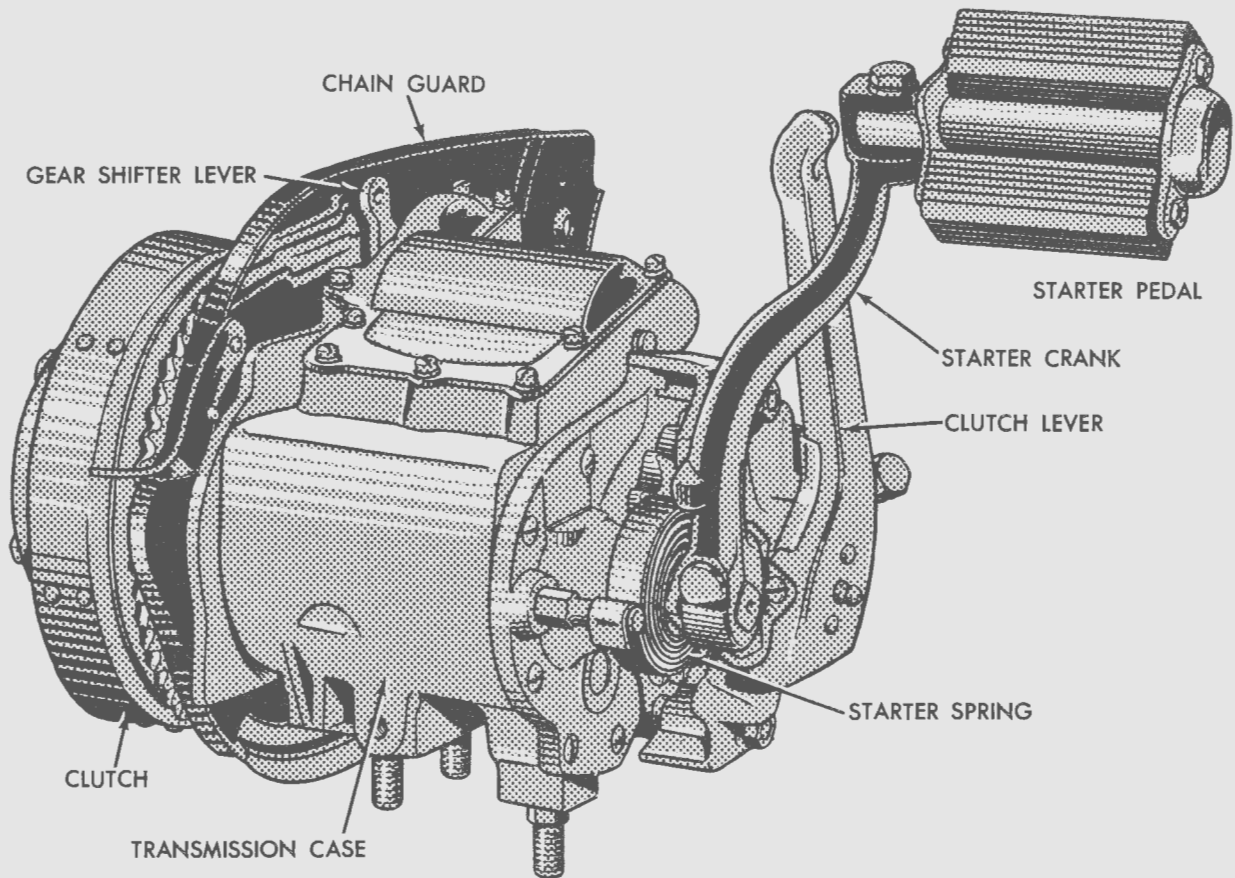


TRANSMISSION CPT.—OHV and SIDEVALVES

33002-51	Three speed and reverse transmission with clutch.	--1947 to 1954--OHV twins, handshift. . .
33005-41	Three speed transmission with clutch	--1941 to 1946--61", 74" & 80" twins. . .
33005-47	Three speed transmission with clutch cpt	--1947 and 1948--61" & 74" twins.
33006-41	Three speed transmission with clutch cpt	--1941 to 1946--45" twins
33006-47	Three speed transmission with clutch cpt	--1947 to 1952--45" twins
33007-41	Reverse transmission with clutch.	--1941 to 1946--45" twins, solo
33007-47	Reverse transmission with clutch.	--1947 to 1952--45" twins, solo
33011-41	Three speed transmission with clutch cpt	--1941 to 1946--Servi-Cars.
33012-41	Reverse transmission with clutch.	--1941 to 1946--Servi-Cars.
33012-47	Reverse transmission with clutch.	--1947 to 1954--Servi-Cars.
33030-41	Complete set of transmission gaskets and oil seals.	--1941 to 1952--45" twins
	Consists of:	
1	34036-36 Cam shaft oil seal, rubber.	
1	34459-26 Gear shifter shaft leather washer	
1	34825-41 Inspection cover gasket	
1	34826-41 Side cover gasket	
1	34831-39 Transmission case cover rubber oil seal	
1	37465-41 Clutch gear oil seal.	

Part No.	NAME	Price Each	Used On
----------	------	------------	---------

COMPLETE TRANSMISSION—ALL MODELS—Continued



TRANSMISSION CPT.—45" SOLO

• 33031-36	Complete set of transmission gasket and oil seals.	--1937 to 1954--61", 74" & 80" twins. . .
	Consists of:	
1	33076-37 Starter crank oil seal.	
1	33295-36 Starter cover gasket.	
2	34036-36 Cam shaft oil seal, rubber.	
1	34459-26 Shifter shaft washer, leather.	
1	34824-36 Gear box cover gasket.	
1	35230-36 Oil seal, sprocket side.	
1	35231-36 Main shaft oil seal cork washer.	
1	36025-36 End cap gasket.	
1	37337-36 Push rod cork washer.	
1	67141-36 Drive housing gasket.	

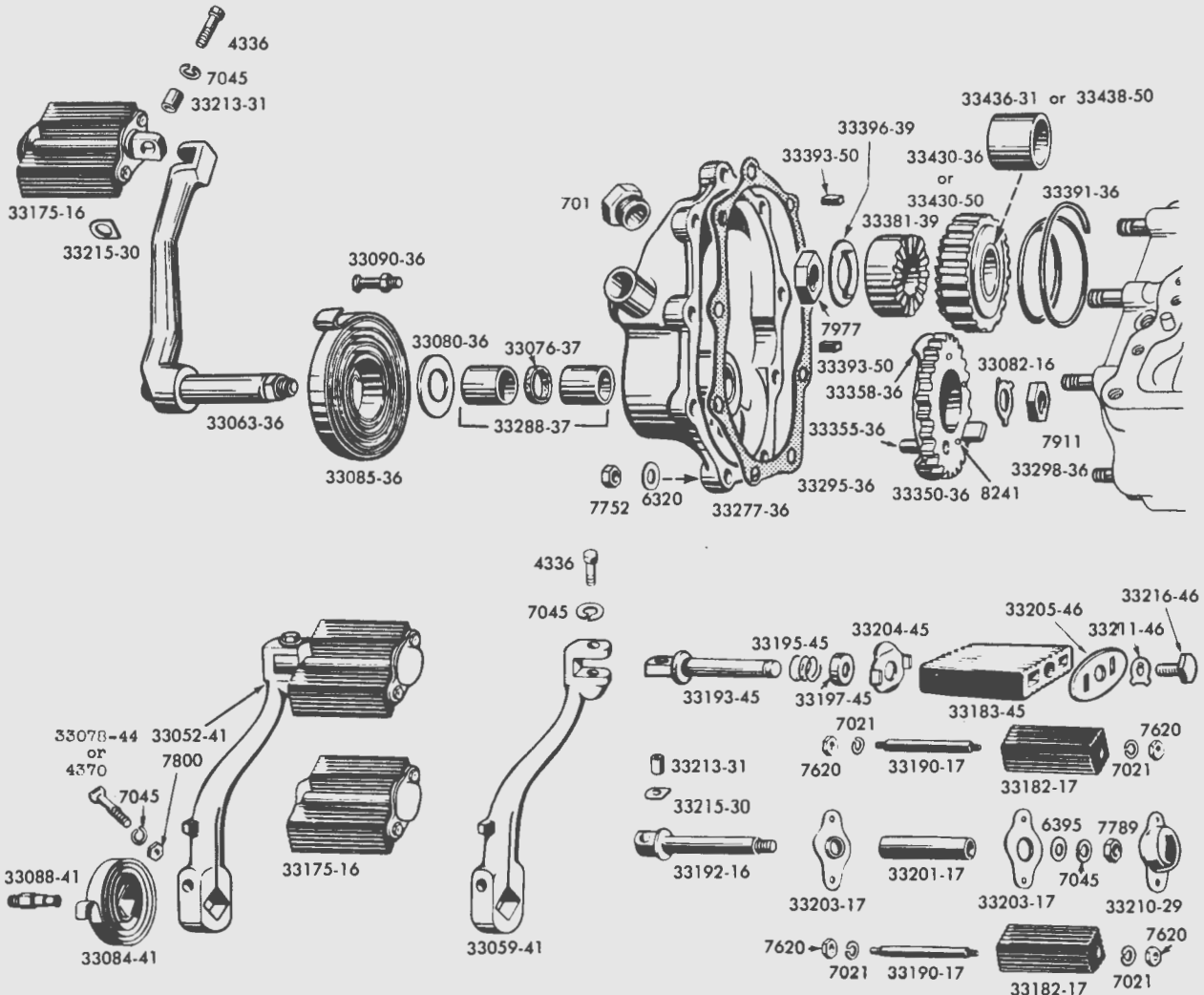
STARTER CRANK GROUP

33051-26	Starter crank and pedal assembly.	--1941 to 1954--45" model Servi-Car only.
33052-41	Starter crank and pedal assembly.	--1941 to 1952--45" except Servi-Cars . .
33058-29	Starter crank only.	--1941 to 1954--45" Servi-Car only. . . .
33059-41	Starter crank only.	--1941 to 1952--45" except Servi-Cars . .
33063-36	Starter crank.	--1937 to 1954--61", 74" & 80" twins. . .
33076-37	Starter crank oil seal.	--Later 1937 to 1954--61", 74" & 80" twins.
33078-44	Starter crank clamp bolt.	--Later 1942--45" model WLA, 1944 to 1952--45" twins.
4370	Starter crank clamp bolt with nut and washer.	--1929 to 1944--45" except later 1942--45" model WLA, 1932 to 1954--Servi-C-

Part No.	NAME	Price Each	Used On
----------	------	------------	---------

STARTER CRANK GROUP—Continued

33080-36	Starter crank plain washer.		--1937 to 1954--61", 74" & 80" twins.
7800	Crank bolt nut.		--1929 to 1952--45" twins, 1953 & 1954-- Servi-Cars
7911	Starter crank nut		--1937 to 1954--61", 74" & 80" twins.
33082-16	Starter crank lock washer		--1916 to 1954--61", 74" & 80" twins.
33084-41	Starter crank spring.		--1941 to 1952--45" twins, 1953 & 1954-- Servi-Cars
33085-36	Starter crank spring.		--1937 to 1954--61", 74" & 80" twins.
33088-41	Starter crank spring stud		--1941 to 1952--45" twins, 1953 & 1954-- Servi-Cars
33090-36	Starter crank spring stud		--1937 to 1954--61", 74" & 80" twins.
33093-41	Starter crank shaft		--1941 to 1954--Servi-Cars.
33101-32	Starter shaft bushing		--1932 to 1954--Servi-Cars.
33175-16	Starter pedal, cpt. (Black) - rubber		--Later 1929 to 1954--all twins.
33176-16	Starter pedal cpt. (Plastic) - red.		--1929 to 1954--all twins
33177-16	Starter pedal cpt. (Plastic) - yellow		--1929 to 1954--all twins
33182-17	Pedal rubber (2).		--1929 to 1954--all twins
33183-45	Starter pedal block (red)		--Later 1945 to 1954--all twins, (plastic pedal).
33184-45	Starter pedal block (yellow).		--Later 1945 to 1954--all twins, (plastic pedal).
33190-17	Pedal rubber rod (2).		--1929 to 1954--all twins
7620	Pedal rod nut (4)		--1929 to 1954--all twins



STARTER CRANK AND PEDAL

Part No	NAME	Price Each	Used On
STARTER CRANK GROUP—Continued			
33192-16	Pedal axle.	--1929 to 1954--all twins	
7789	Starter pedal axle nut.	--1929 to 1954--all twins	
6395	Pedal axle plain washer	--1929 to 1954--all twins	
33193-45	Starter pedal axle.	--Later 1945 to 1954--all twins, (plastic pedal).	
33195-45	Starter pedal axle spring	--Later 1945 to 1954--all twins, (plastic pedal).	
33197-45	Starter pedal axle spring retainer	--Later 1945 to 1954--all twins, (plastic pedal).	
33199-45	Starter pedal axle lock ring.	--Later 1945 to 1946--(plastic pedal)	
33201-17	Pedal axle cover.	--1929 to 1954--all twins	
33203-17	Pedal end plate (2)	--1929 to 1954--all twins	
33204-45	Starter pedal end plate	--Later 1945 to 1954--all twins, (plastic pedal).	
33205-46	Starter pedal end plate (outer)	--1947 to 1954--all twins	
33210-29	Pedal end cover	--1929 to 1954--all twins	
33211-46	Starter pedal axle lock washer.	--1946 to 1954--all twins	
33213-31	Pedal pin bushing	--Later 1930 to 1954--all twins	
33215-30	Pedal pin washer.	--Later 1930 to 1954--all twins	
33216-46	Starter pedal bolt.	--1946 to 1954--all twins	
4336	Pedal pin bolt.	--Later 1930 to 1954--all twins	
33290-38	Starter cover lower bushing	--1938 to 1954--61", 74" & 80" twins.	
33291-36	Starter cover upper bushing	--1938 to 1954--61", 74" & 80" twins.	

STARTER PARTS

33277-36	Starter cover	--1937 to 1954--61", 74" & 80" twins.	
33288-37	Set of starter crank bushings	--Later 1937 to 1954--61", 74" & 80" twins.	
33295-36	Starter cover gasket.	--1937 to 1954--61", 74" & 80" twins.	
33298-36	Starter cover stud (5/16" x 1-3/8") (7 or 9)	--1937 to 1954--61", 74" & 80" twins.	
6320	Starter cover stud washer	--1937 to 1954--61", 74" & 80" twins.	
7752	Starter cover nut (9)	--1937 to 1954--61", 74" & 80" twins.	
33350-36	Starter crank gear, 24 tooth.	--1939 to 1954--61", 74" & 80" twins.	
33353-36	Starter gear bumper plate (In transmission case)	--1937 to 1954--61", 74" & 80" twins.	
1864	Bumper plate screw (2).	--1937 to 1954--61", 74" & 80" twins.	
33355-36	Starter crank gear pin.	--1939 to 1954--61", 74" & 80" twins.	
33358-36	Starter crank gear cam plate.	--1939 to 1954--61", 74" & 80" twins.	
8241	Starter crank gear cam plate rivet (3).	--1939 to 1954--61", 74" & 80" twins.	
33380-32	Starter clutch.	--1935 to 1952--45" twins, 1953 & 1954-- Servi-Cars	
33381-39	Starter clutch.	--1939 to 1954--61", 74" & 80" twins.	
33390-26	Starter clutch spring	--1929 to 1952--45" twins, 1953 & 1954-- Servi-Cars	
33391-36	Starter clutch spring	--1937 to 1954--61", 74" & 80" twins.	
33393-16	Starter clutch key (2).	Replaced by 33393-50.	
33393-50	Starter clutch key (2).	--1940 to 1954--61", 74" & 80" twins.	
7977	Starter clutch nut (mainshaft).	--1937 to 1954--61", 74" & 80" twins.	
33396-39	Starter clutch lock washer.	--1939 to 1954--61", 74" & 80" twins.	
33429-39	Starter gear oil deflector.	--1939 to 1954--61", 74" & 80" twins.	
33430-36	Starter mainshaft gear, 16 tooth. twins.	--1939 to early 1950--61" & 74" & 80" twins.	
33430-50	Starter mainshaft gear 16 tooth	--Late 1950 to 1954--OHV.	
33436-31	Starter mainshaft gear bushing.	--1931 to early 1950--61", 74" & 80" twins.	
33438-50	Starter mainshaft gear bushing.	--Later 1950 to 1954--OHV	
33455-26	Countershaft spring	--1929 to 1952--45" twins, 1953 & 1954-- Servi-Cars	
33456-26	Tripper bolt (2).	--1929 to 1952--45" twins, 1953 & 1954-- Servi-Cars	

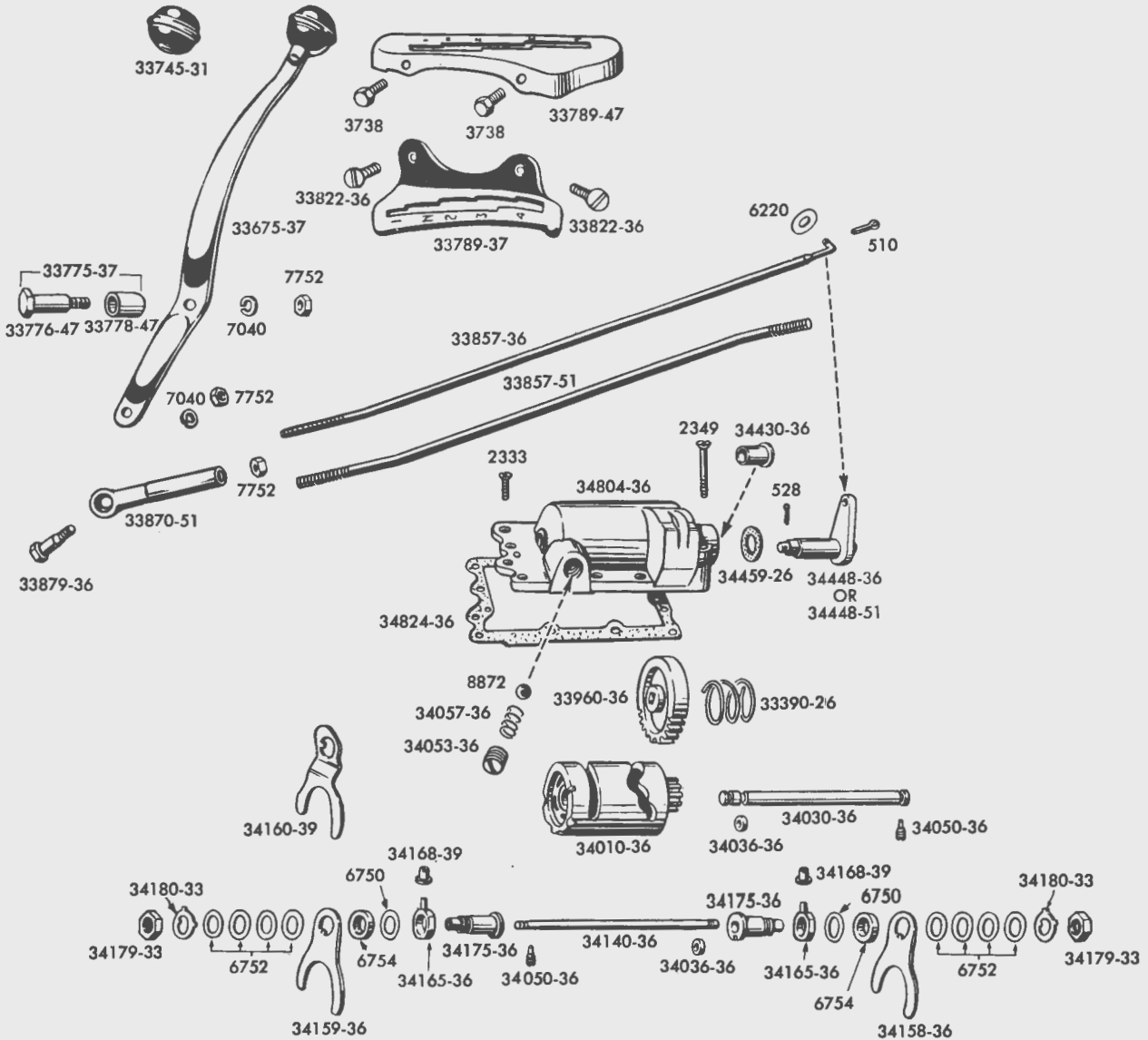
Part No.	NAME	Price Each	Used On
----------	------	------------	---------

STARTER PARTS—Continued

33458-41	Tripper bolt nut (2)		--1941 to 1952--45" twins, 1953 & 1954-- Servi-Cars
701	Transmission oil filler plug		--1937 to 1954--61", 74" & 80" twins

GEAR SHIFTER PARTS—HANDSHIFT

33675-37	Shifter lever		--1937 to 1954--all twins
33745-31	Gear shifter ball, black		--1931 to 1954--all twins
33775-37	Shifter lever and bracket stud with bushing		--1937 to 1954--all twins
33776-47	Shifter lever stud		--1947 to 1954--all twins
7752	Shifter lever stud nut		--1937 to 1954--all twins
33778-47	Shifter lever stud bushing		--1947 to 1954--all twins
33785-40	Shifter guide		--Later 1940 to 1946--45" twins (3 speed)
33785-47	Shifter guide		--1947 to 1952--45" twins (3 speed)
33786-40	Shifter guide		--Later 1940 to 1946--45" twins (reverse)
33786-47	Shifter guide		--1947 to 1952--45" twins (reverse) 1953 & 1954--Servi-Cars
33789-37	Shifter guide		--1940 to 1946--61", 74" & 80", (4 speed)
33789-47	Shifter guide		--1947 to 1954--61" & 74" (4 speed)



TRANSMISSION — SHIFTER GROUP
61", 74" & 80" TWINS

Part No.	NAME	Price Each	Used On
GEAR SHIFTER PARTS—HANDSHIFT—Continued			
33790-39	Shifter guide		--1939 to 1946--61", 74" & 80" (3 speed).
33790-47	Shifter guide		--1947 and 1948--61" & 74" (3 speed) . . .
33791-39	Shifter guide		--1939 to 1946--61", 74" & 80", reverse .
33791-47	Shifter guide		--1947 to 1954--61" & 74" reverse
33822-36	Shifter guide screw (2)		--1937 to 1946--all twins
3738	Shifter guide screw (2)		--1947 to 1954--all twins
33857-36	Shifter rod		--1937 to 1950--61", 74" & 80" twins. . . .
33857-51	Shifter rod		--1951 to 1954--61" & 74" OHV twins
33859-41	Shifter rod		--1941 to 1946--45" twins
33859-47	Shifter rod and clevis.		--1947 to 1952--45" twins
33870-36	Shifter rod end		Replaced by 33870-51.
33870-51	Shifter rod end		--1937 to 1954--all twins
33874-41	Shifter rod clevis pin.		--1941 to 1952--45" twins
7752	Shifter rod end nut.		--1938 to 1954--all twins
6220	Shifter rod plain washer.		--1938 to 1950--all twins, 1951 to 1952--45" twins.
33878-51	Gear shifter rod and shaft lever screw.		--1951 to 1954--OHV twins
7738	Gear shifter lever screw nut.		--1951 to 1954--OHV twins
33879-36	Shifter rod end bolt.		--1937 to 1954--all twins
7752	Shifter rod end bolt nut.		--1937 to 1954--all twins

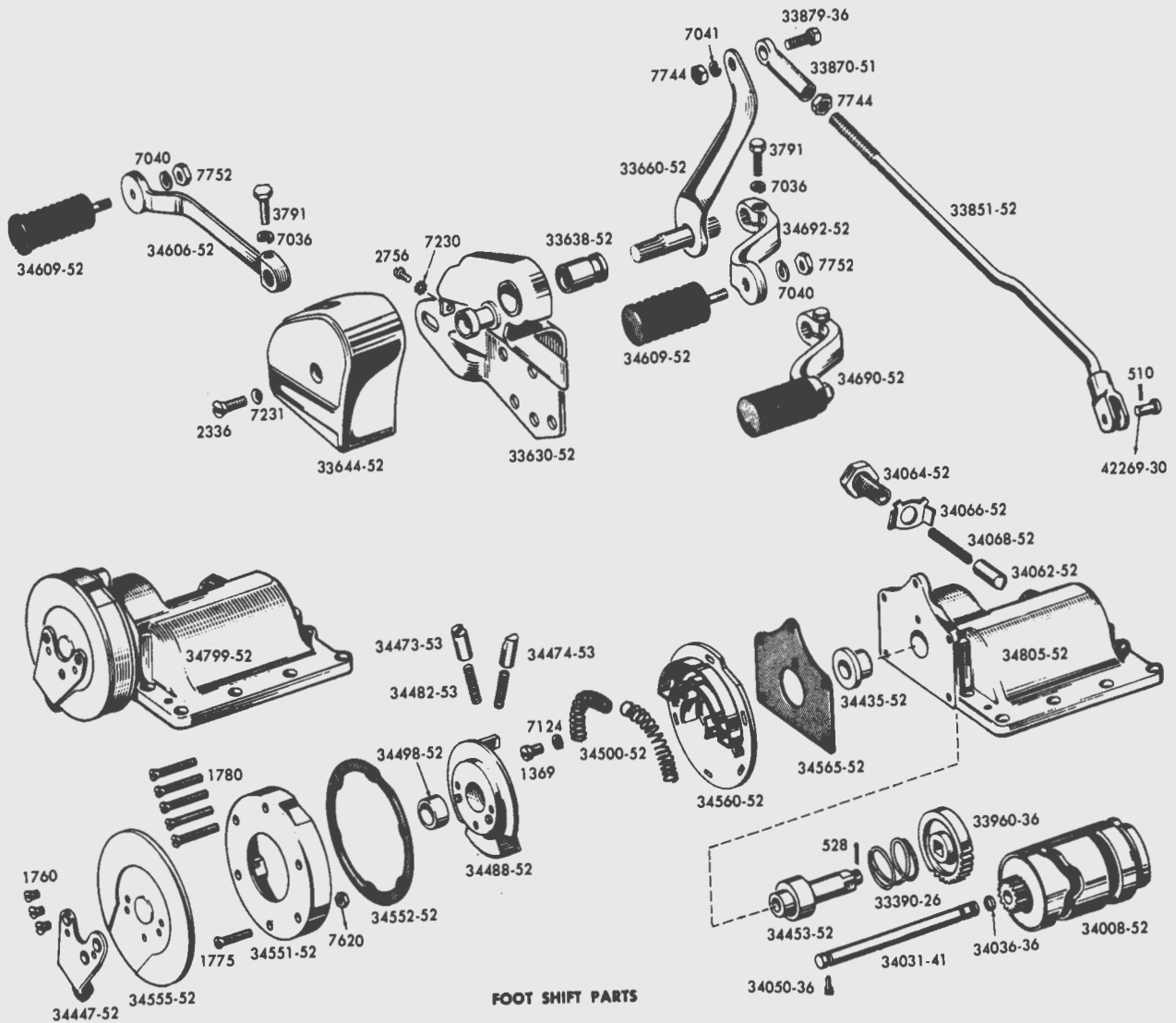
GEAR SHIFTER PARTS—FOOTSHIFT

33630-52	Gear shifter lever bracket.		--1952 to 1954--OHV
33638-52	Gear shifter lever bushing.		--1952 to 1954--OHV
33644-52	Gear shifter lever cover.		--1952 to 1954--OHV
2756	Gear shifter lever cover to bracket screw.		--1952 to 1954--OHV
2336	Gear shifter lever cover screw.		--1952 to 1954--OHV
33660-52	Gear Shifter lever.		--1952 & 1953--OHV.
33660-54	Gear shifter lever.		--1954-74" OHV.
33851-52	Gear shifter rod.		--1952 to 1954--OHV
33870-51	Gear shifter rod end.		--1952 to 1954--OHV
33879-36	Gear shifter rod end bolt		--1952 to 1954--OHV
7744	Gear shifter rod end bolt nut (2)		--1952 to 1954--OHV
33960-36	Gear shifter gear		--1952 to 1954--OHV
42269-30	Gear shifter rod clevis pin		--1952 to 1954--OHV
34008-52	Gear shifter cam.		--1952 to 1954--OHV
34031-41	Gear shifter cam shaft.		--1952 to 1954--OHV
34050-36	Gear shifter cam shaft lock screw		--1952 to 1954--OHV
34062-52	Gear shifter cam follower		--1952 to 1954--OHV
34064-52	Gear shifter cam follower retainer		--1952 to 1954--OHV
34066-52	Gear shifter cam follower retainer washer.		--1952 to 1954--OHV
34068-52	Gear shifter cam follower spring.		--1952 to 1954--OHV
34453-52	Gear shifter shaft.		--1952 to 1954--OHV
33390-26	Gear shifter shaft spring		--1952 to 1954--OHV
34435-52	Gear shifter shaft bushing.		--1952 to 1954--OHV
34036-36	Gear shifter shaft oil seal		--1952 to 1954--OHV
34447-52	Gear shifter shaft lever.		--1952 to 1954--OHV
1760	Gear shifter shaft lever screw (3).		--1952 to 1954--OHV
34477-52	Gear shifter pawl (front)		Replaced by 34473-53.
34473-53	Gear shifter pawl (left).		--1952 to 1954--OHV
34478-52	Gear shifter pawl (rear).		Replaced by 34474-53.
34474-53	Gear shifter pawl (right)		--1952 to 1954--OHV
34482-52	Gear shifter pawl spring (2).		Replaced by 34482-53.
34482-53	Gear shifter pawl spring (2).		--1952 to 1954--OHV
34488-52	Gear shifter pawl carrier cpt		--1952 to 1954--OHV
34498-52	Gear shifter pawl carrier bushing		--1952 to 1954--OHV
34500-52	Gear shifter pawl carrier spring (2).		--1952 to 1954--OHV

Part No.	NAME	Price Each	Used On
----------	------	------------	---------

GEAR SHIFTER PARTS—FOOTSHIFT—Continued

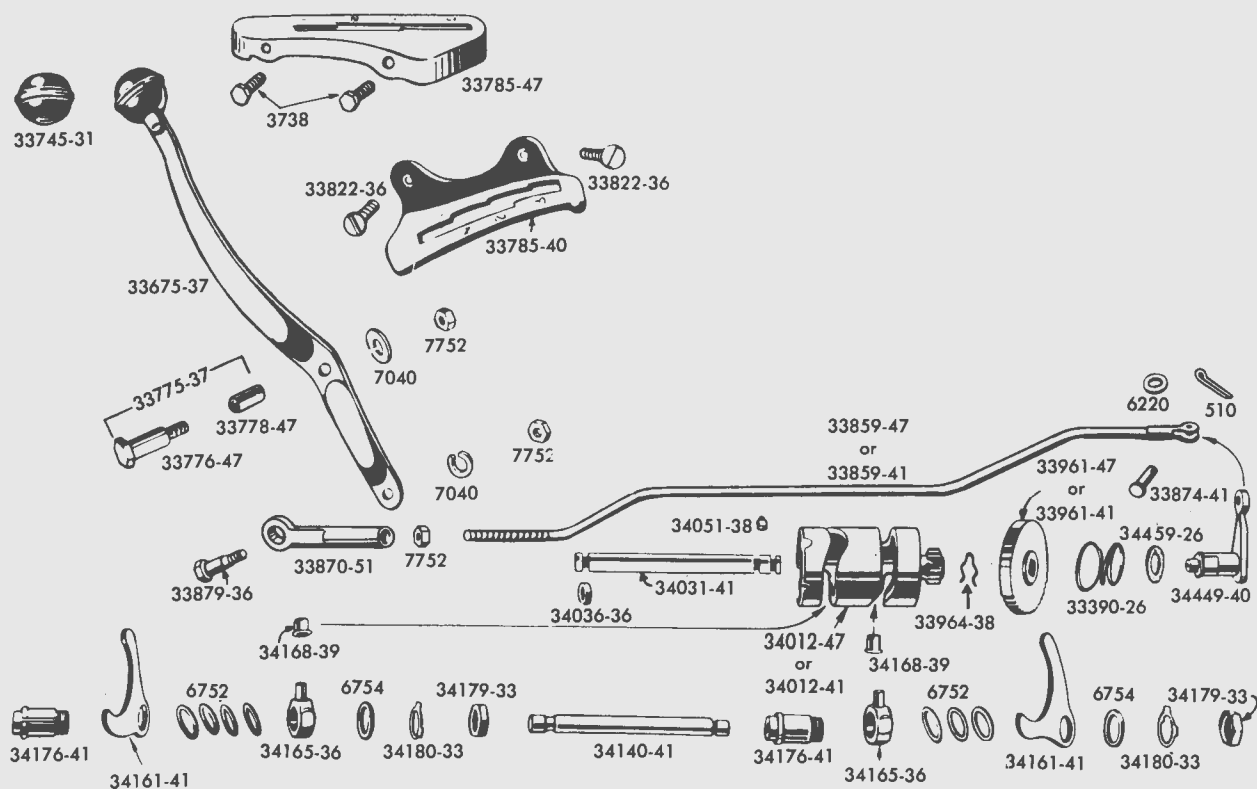
34551-52	Gear shifter cover.	--1952 to 1954--OHV
1780	Gear shifter cover screw (5).	--1952 to 1954--OHV
1775	Gear shifter cover screw (1).	--1952 to 1954--OHV
7620	Gear shifter cover screw nut.	--1952 to 1954--OHV
34552-52	Gear shifter cover gasket	--1952 to 1954--OHV
34555-52	Gear shifter cover dust shield.	--1952 to 1954--OHV
34560-52	Gear shifter adapter plate.	--1952 to 1954--OHV
34565-52	Gear shifter adapter plate gasket	--1952 to 1954--OHV
1369	Gear shifter adapter plate bracket screw.	--1952 to 1954--OHV
34606-52	Gear shifter foot lever	--1952 & 1953--OHV.
34606-54	Gear shifter foot lever	--1954- 74" OHV
34609-52	Gear shifter foot lever rubber.	--1952 to 1954--OHV
7752	Gear shifter foot lever pedal nut	--1952 to 1954--OHV



Part No.	NAME	Price Each	Used On
GEAR SHIFTER PARTS—FOOTSHIFT—Continued			
3791	Gear shifter foot lever bolt.	--	1952 to 1954--OHV
34690-52	Gear shifter heel lever cpt	--	1952 & 1953--OHV
34690-54	Gear shifter heel lever cpt	--	1954--74" OHV
34692-52	Gear shifter heel lever only.	--	1952 & 1953--OHV
34692-54	Gear shifter heel lever only.	--	1954--74" OHV
34609-52	Gear shifter heel lever rubber.	--	1952 to 1954--OHV
7752	Gear shifter heel pedal nut	--	1952 to 1954--OHV
3791	Gear shifter heel lever bolt.	--	1952 to 1954--OHV
34799-52	Transmission top cover assembly cpt.	--	1952 to 1954--OHV
34805-52	Transmission top cover only	--	1952 to 1954--OHV

SHIFTING SHAFT AND LEVER

33960-36	Gear shifter gear	--	1937 to 1954--61", 74" & 80" twins.
33961-41	Gear shifter gear	--	1941 to 1946--45" twins
33961-47	Gear shifter gear	--	1947 to 1952--45" twins, 1953 & 1954-- Servi-Cars
33964-38	Shifter gear retaining spring	--	1938 to 1952--45" twins, 1953 & 1954-- Servi-Cars
34010-36	Shifting cam.	--	1940 to 1954--61", 74" & 80" twins (4 speed).
34011-39	Shifting cam.	--	1939 to 1954--61", 74" & 80" twins, 3 speed & reverse.
34012-41	Shifting cam.	--	1941 to 1946--45" twins
34012-47	Shifting cam.	--	1947 to 1952--45" twins, 1953 & 1954-- Servi-Cars
34030-36	Shifter cam shaft	--	1937 to 1954--61", 74" & 80" twins.
34031-41	Shifter cam shaft	--	1941 to 1952--45" twins, 1953 & 1954-- Servi-Cars
34036-36	Cam shaft oil seal.	--	1938 to 1954--all twins
34050-36	Cam shaft lock screw (2).	--	1937 to 1954--61", 74" & 80" twins.
34051-38	Cam shaft lock screw.	--	1938 to 1952--45" twins, 1953 & 1954-- Servi-Cars



TRANSMISSION — SHIFTER GROUP 45" TWINS

Part No.	NAME	Price Each	Used On
34053-36	Cam plunger cap screw		--1940 to 1954--all twins
8872	Gear shifter cam plunger ball		--1940 to 1954--all twins
34057-36	Cam plunger ball spring		--1940 to 1954--all twins

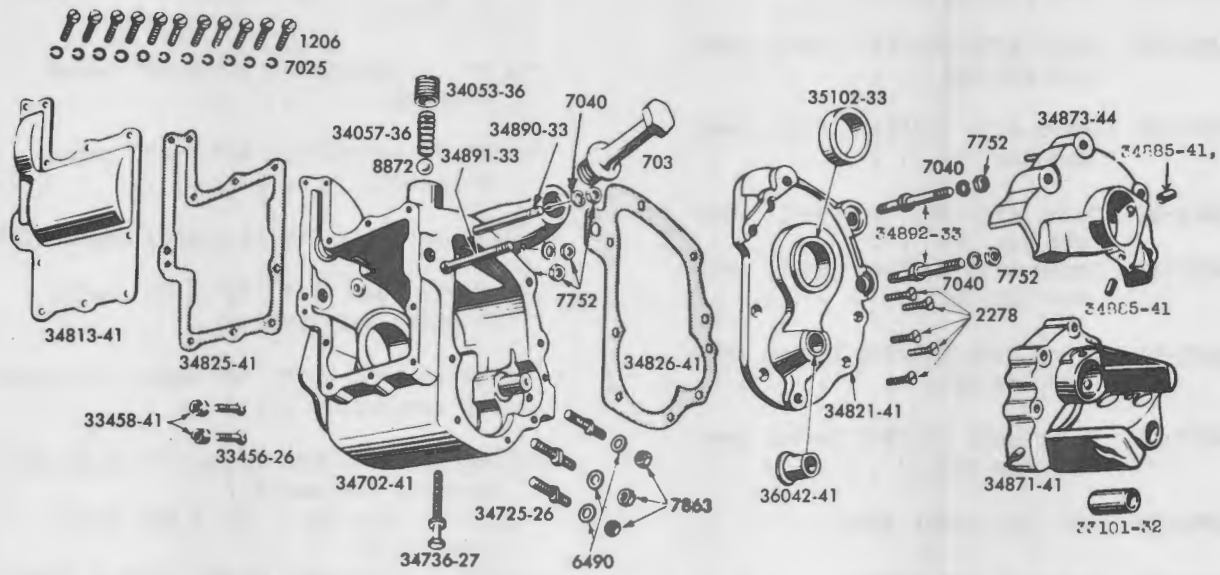
SHIFTING SHAFT AND LEVER—Continued

Part No.	NAME	Price Each	Used On
34140-36	Shifting fork shaft		--1937 to 1954--61", 74" & 80" twins.
34140-41	Shifting fork shaft		--1941 to 1952--45" twins, 1953 & 1954-- Servi-Cars
34158-36	Shifting fork on main shaft		--1937 to 1954--61", 74" & 80" twins.
34159-36	Shifting fork on countershaft		--1940 to 1954--61", 74" & 80" twins, (Four speed only).
34160-39	Shifting fork on countershaft		--1939 to 1954--61", 74" & 80" twins, (3 speed and reverse) (handshift only)
34161-41	Shifter fork (2).		--1941 to 1952--45" twins, 1953 & 1954-- Servi-Cars
34165-36	Shifting finger (2)		--1940 to 1954--all twins
34168-39	Shifting finger roller.		--1940 to 1954--all twins
34175-36	Shifting fork bushing		--1937 to 1954--61", 74" & 80" twins.
34176-41	Shifting fork bushing		--1941 to 1952--45" twins, 1953 & 1954-- Servi-Cars
34179-33	Bushing nut (2)		--1935 to 1954--all twins
34180-33	Bushing lock washer (2)		--1935 to 1954--all twins
6750	Shifter fork shim, .007" (1 to 2)		--1935 to 1954--all twins
6752	Shifter fork shim, .014" (2 to 10).		--1935 to 1954--all twins
6754	Shifter fork shim (5/64") (2)		--1937 to 1954--all twins
34427-38	Shifter shaft small bushing		--1938 to 1952--45" twins, 1953 & 1954-- Servi-Cars
34430-36	Shifter shaft bronze bushing.		--1937 to 1954--61", 74" & 80" twins, (handshift only)
34432-38	Shifter shaft large bushing		--1938 to 1952--45" twins, 1953 & 1954-- Servi-Cars
34448-36	Gear shifter lever and shaft.		--1937 to 1950--61", 74" & 80" twins.
34448-51	Gear shifter lever and shaft.		--1951 to 1954--OHV twins, (handshift only)
34449-40	Gear shifter lever and shaft.		--Later 1940 to 1952--45" twins
34459-26	Shifter shaft leather washer.		--1929 to 1954--all twins

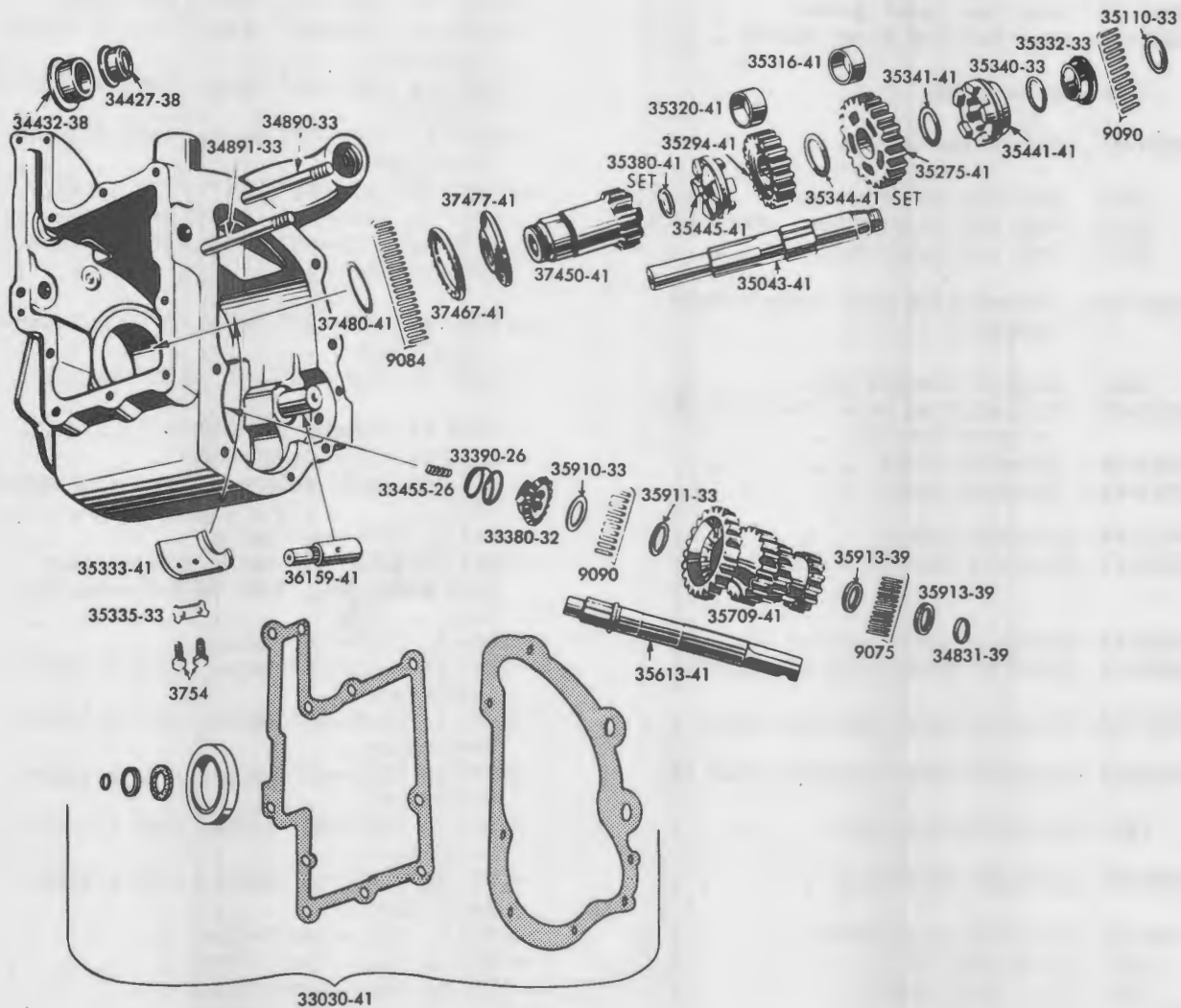
GEAR BOX AND PARTS

34700-36	Gear box only		--1937 to 1954--61", 74" & 80" twins.
34702-41	Gear box only		--1941 to 1952--45" twins, 1953 & 1954-- Servi-Cars
375	Gear box dowel pin (2).		--1936 to 1954--61", 74" & 80" twins.
34720-36	Gear box vent nipple.		--1937 to 1954--61", 74" & 80" twins
34722-36	Gear box bottom stud (4).		--1937 to early 1947--61", 74" & 80" twins.
34723-47	Gear box bottom stud (4).		--Later 1947 to 1954--61", 74" & 80" twins.
34724-36	Gear box bottom stud-oversize		--1937 to 1954--61", 74" & 80" twins.
7796	Gear box bottom stud nut (4).		--Later 1936 to 1954--61", 74" & 80" twins
6408	Bottom stud plain washer (4).		--1937 to 1954--61", 74" & 80" twins.
34725-26	Gear box bottom stud.		--1929 to 1952--45" twins, 1953 & 1954-- Servi-Cars
6490	Bottom stud plain washer.		--1929 to 1952--45" twins, 1953 & 1954-- Servi-Cars
7863	Bottom stud nut		--1929 to 1952--45" twins, 1953 & 1954-- Servi-Cars
700	Gear box drain plug		--1937 to 1954--61", 74" & 80" twins.
703	Transmission oil filler plug.		--1941 to 1952--45" twins, 1953 & 1954-- Servi-Cars
34735-36	Gear box adjusting screw.		--1937 to 1954--61", 74" & 80" twins.

Part No.	NAME	Price Each	Used On
----------	------	------------	---------



OUTER TRANSMISSION PARTS 45" TWINS



INNER TRANSMISSION PARTS 45" TWINS

Part No.	NAME	Price Each	Used On
GEAR BOX AND PARTS—Continued			
34736-27	Gear box adjusting screw.	--1929 to 1952--45" twins,	1953 & 1954-- Servi-Cars
34800-36	Cover with shifter lever, gear and cam cpt.	--1940 to 1946--61", 74" & 80" twins, (4 speed).	
34801-47	Cover with shifter lever, gear and cam cpt.	--1947 to 1950--61", 74" & 80" twins, (4 speed).	
34801-51	Cover with shifter lever, gear and cam cpt.	--1951 to 1954--OHV (4 speed) (handshift)	
34802-39	Cover with shifter lever, gear and cam cpt.	--1939 to 1946--61", 74" & 80" twins (3 speed and reverse).	
34803-47	Cover with shifter lever, gear and cam cpt.	--1947 to 1950--61", 74" twins, (3 speed and reverse)	
34803-51	Cover with shifter lever, gear and cam cpt.	--1951 to 1954--OHV twins, (3 speed and reverse) (handshift)	
34804-36	Gear box cover only	--1937 to 1954--61", 74" & 80" twins (handshift)	
34813-41	Gear box top cover.	--1941 to 1952--45" twins, 1953 & 1954-- Servi-Cars	
34821-41	Gear box side cover	--1941 to 1952--45" twins, 1953 & 1954-- Servi-Cars	
34824-36	Gear box cover gasket	--1937 to 1954--61", 74" & 80" twins. . .	
34825-41	Gear box top cover gasket	--1941 to 1952--45" twins, 1953 & 1954-- Servi-Cars	
1206	Cover screw	--1935 to 1952--45" twins, 1953 & 1954-- Servi-Cars	
34826-41	Side cover gasket	--1941 to 1952--45" twins, 1953 & 1954-- Servi-Cars	
2349	Gear box cover screw, 2" long (2)	--1937 to 1954--61", 74" & 80" twins. . .	
2333	Gear box cover screw, short (10).	--1937 to 1954--61", 74" & 80" twins. . .	
2278	Gear box cover screw.	--1929 to 1952--45" twins, 1953 & 1954-- Servi-Cars	
34831-39	Transmission case cover rubber washer	--1939 to 1952--45" twins, 1953 & 1954-- Servi-Cars	
4323	Support bracket bolt.	--1937 to 1954--61", 74" & 80" twins. . .	
34833-38	Transmission case cover oil pipe support bracket.	--1938 to 1954--Servi-Cars.	
34871-41	Sprocket cover.	--1941 to 1954--Servi-Cars.	
34873-41	Sprocket cover.	--1941 to 1943--solo and later 1942 model WLA.	
34873-44	Sprocket cover.	--1944 to 1952--45" twins	
34885-41	Sprocket cover bushing (2).	--1941 to 1943--45" twins except later 1942 model WLA, 1941 to 1954--Servi- Cars	
34885-44	Sprocket cover bushing (2).	--1944 to 1952--45" twins.	
34890-33	Sprocket cover stud (2-15/16").	--1935 to 1952--45" twins, 1953 & 1954-- Servi-Cars	
34891-33	Sprocket cover shoulder stud.	--1935 to 1952--45" twins, 1953 & 1954-- Servi-Cars	
34892-33	Sprocket cover shoulder stud (2).	--1935 to 1952--45" twins, 1953 & 1954-- Servi-Cars	
7752	Sprocket cover nut.	--1929 to 1952--45" twins, 1953 & 1954-- Servi-Cars	
34898-41	Sprocket cover pin.	--1941 to 1952--45" twins, 1953 & 1954-- Servi-Cars	
34900-32	Sprocket cover brace.	--1932 to 1954--Servi-Cars.	
4620	Brace bolt (2).	--1932 to 1954--Servi-Cars.	
7859	Brace bolt nut.	--1932 to 1954--Servi-Cars.	
34904-32	Brace washer.	--1932 to 1954--Servi-Cars.	
9851	Zerk grease connection.	--1938 to 1952--45" twins, 1953 & 1954-- Servi-Cars	

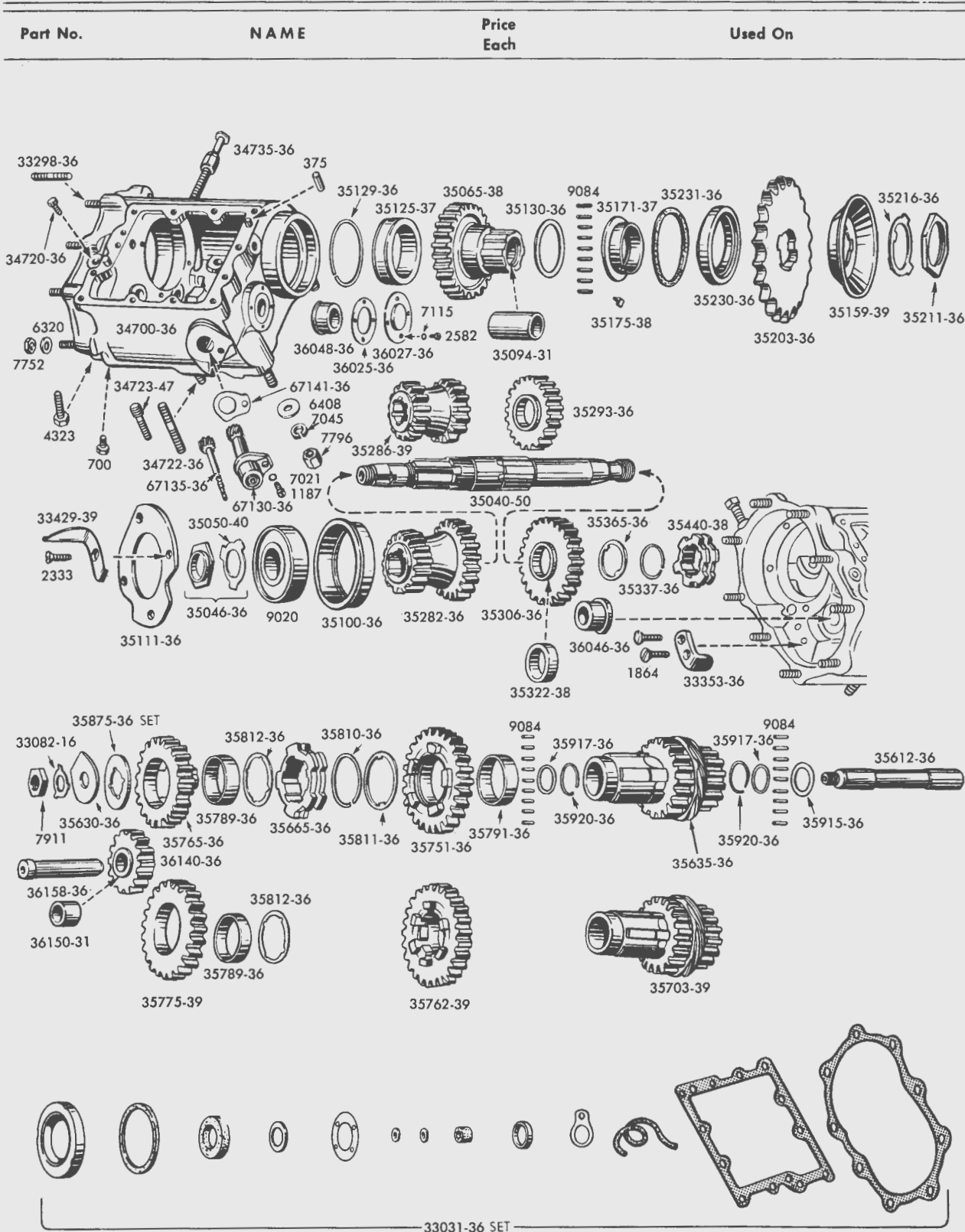
Part No.	NAME	Price Each	Used On
MAINSHAFT GROUP (61", 74" and 80" Twins)			
35040-37	Mainshaft only.		Replace with 34050-50
35040-50	Mainshaft only.		--Later 1937 to 1954--61", 74" & 80" twins.
35046-36	Mainshaft ball bearing nut and lock washer.		--1937 to 1954--61", 74" & 80" twins.
35050-40	Mainshaft ball bearing lock washer.		--1940 to 1954--61", 74" & 80" twins.
37496-41	Mainshaft nut (clutch side)		--1941 to 1954--61", 74" & 80" twins.
• 9020	Mainshaft ball bearing.		--1937 to 1954--61", 74" & 80" twins.
35065-38	Main drive gear		--Later 1938 to 1954--61", 74" & 80" twins.
• 9084	Main drive gear bearing roller-Std. (44) (.125" x .615").		--1937 to 1954--61", 74" & 80" twins.
	The above rollers can be supplied in the oversizes listed below:		
	• 9085	Main drive gear bearing roller .0004" OS	\$.07
	• 9086	Main drive gear bearing roller .0008" OS07
35094-31	Main drive gear bushing		--1931 to 1954--61", 74" & 80" twins.
35100-36	Mainshaft ball bearing housing.		--1937 to 1954--61", 74" & 80" twins.
35111-36	Bearing housing retaining plate		--1937 to 1954--61", 74" & 80" twins.
2333	Housing retaining plate screw (14)		--1937 to 1954--61", 74" & 80" twins.
35125-37	Outer bearing race.		--Later 1937 to 1954--61", 74" & 80" twins.
35129-36	Bearing race retaining ring		--1937 to 1954--61", 74" & 80" twins.
35130-36	Roller retaining and thrust washer (on main drive gear).		--1937 to 1954--61", 74" & 80" twins.
35159-39	Main drive gear oil deflector		--Later 1938 to 1954--61", 74" & 80" twins.
35171-37	Main gear spacer and key.		--Later 1937 to 1954--61", 74" & 80" twins.
35175-38	Main drive gear spacer key.		--1938 to 1954--61", 74" & 80" twins.
• 35203-36	Front sprocket for rear chain		--1937 to 1954--61", 74" & 80" twins.
35211-36	Sprocket lock nut		--1937 to 1954--61", 74" & 80" twins.
35216-36	Sprocket lock nut washer.		--1937 to 1954--61", 74" & 80" twins.
• 35230-36	Mainshaft oil seal (left side).		--1937 to 1954--61", 74" & 80" twins.
35231-36	Mainshaft oil seal, cork washer (left side).		--1937 to 1954--61", 74" & 80" twins.
35282-36	Mainshaft low and second gear		--1940 to 1954--4 speed, 61", 74" & 80" twins.
35286-39	Mainshaft low and reverse gear.		--1939 to 1954--3 speed & reverse, 61", 74" & 80" twins (handshift only)
35293-36	Mainshaft second gear		--1937 to 1954--3 speed & reverse 61", 74" & 80" twins (handshift only)
35306-36	Mainshaft third gear.		--1937 to 1954--4 speed 61", 74" & 80" twins.
• 35322-38	Mainshaft second or third speed gear bushing.		--1938 to 1954--OHV twins
35337-36	Retaining washer spring lock ring		--1937 to 1954--61", 74" & 80" twins.
35365-36	Retaining washer for mainshaft (second or third gear)		--1937 to 1954--61", 74" & 80" twins.
35440-38	Shifter clutch, main shaft.		--Later 1938 to 1954--61", 74" & 80" twins.

MAINSHAFT GROUP (45's and Servi-Cars)

35043-41	Mainshaft		--1941 to 1952--45" twins, 1953 & 1954--Servi-Cars
35102-33	Outer bearing race.		--1935 to 1952--45" twins, 1953 & 1954--Servi-Cars
9090	Mainshaft right bearing roller (.152" x 5/8") standard.		--1935 to 1952--45" twins, 1953 & 1954--Servi-Cars

The above roller can be supplied in the oversizes listed below:

9091	Mainshaft right bearing roller .0004" O.S
9092	Mainshaft right bearing roller .0008" O.S



GEAR BOX & PARTS
61", 74" & 80" TWINS

Part No.	NAME	Price Each	Used On
MAINSHAFT GROUP (45's and Servi-Cars)—Continued			
35110-33	Bearing thrust washer, main shaft	--1935 to 1952--	45" twins, 1953 & 1954-- Servi-Cars
35219-41	Mainshaft sprocket side oil retainer	--1941 to 1952--	45" twins, 1953 & 1954-- Servi-Cars
35221-36	Mainshaft sprocket oil seal . . .	--1936 to 1952--	45" twins, 1953 & 1954-- Servi-Cars
37474-41	Left bearing outer race	--1941 to 1952--	45" twins, 1953 & 1954-- Servi-Cars
37450-41	Clutch gear	--1941 to 1952--	45" twins, 1953 & 1954-- Servi-Cars
35275-41	Mainshaft low gear.	--1941 to 1952--	45" twins, 1953 & 1954-- Servi-Cars
35340-33	Low gear thrust washer.	--1935 to 1952--	45" twins, 1953 & 1954-- Servi-Cars
35284-41	Reverse gear.	--1941 to 1952--	45" twins, 1953 & 1954-- Servi-Cars
35294-41	Second gear	--1941 to 1952--	45" twins, 1953 & 1954-- Servi-Cars
35316-41	Low gear bushing.	--1941 to 1952--	45" twins, 1953 & 1954-- Servi-Cars
35320-41	Second gear bushing	--1941 to 1952--	45" twins, 1953 & 1954-- Servi-Cars
35326-33	Reverse gear bushing.	--1933 to 1952--	45" twins, 1953 & 1954-- Servi-Cars
35332-33	Spacer collar	--1933 to 1952--	(Used in place of reverse gear on 45" twins, (3 speed)
35333-41	Second gear retaining bracket . .	--1941 to 1952--	45" twins, 1953 & 1954-- Servi-Cars
3754	Retaining bracket bolt.	--1935 to 1952--	45" twins, 1953 & 1954-- Servi-Cars
35335-33	Bracket bolt lock washer.	--1935 to 1952--	45" twins, 1953 & 1954-- Servi-Cars
35340-33	Reverse gear thrust washer. . . .	--1935 to 1952--	45" twins, 1953 & 1954-- Servi-Cars
35341-41	Low gear end thrust washer. . . .	--1941 to 1952--	45" twins, 1953 & 1954-- Servi-Cars
35344-41	Set of low and second gear end thrust washer.	--1941 to 1952--	45" twins, 1953 & 1954-- Servi-Cars
	Consists of:		
	1 35347-41	Low and second gear end thrust washer .040"	
	1 35348-41	Low and second gear end thrust washer .045"	
	1 35349-41	Low and second gear end thrust washer .050"	
	1 35350-41	Low and second gear end thrust washer .055"	
	1 35351-41	Low and second gear end thrust washer .060"	
	1 35352-41	Low and second gear end thrust washer .065"	
	1 35353-41	Low and second gear end thrust washer .070"	
	1 35354-41	Low and second gear end thrust washer .075"	
35380-41	Set of mainshaft spacers.	1.50--	1941 to 1952--45" twins, 1953 & 1954-- Servi-Cars
	The above spacer set consists of the following spacers listed below:		
	1 35384-41	.075"	1 35388-41 .098"
	1 35385-41	.083"	1 35389-41 .103"
	1 35386-41	.088"	1 35390-41 .108"
	1 35387-41	.093"	1 35391-41 .113"
35441-41	Shifter clutch, low gear.	--1941 to 1952--	45" twins (3 speed)
35442-41	Shifter clutch, low and reverse gear	--1941 to 1952--	45" twins (Reverse) 1953 & 1954--Servi-Cars.
35445-41	Shifter clutch, second and high .	--1941 to 1952--	45" twins, 1953 & 1954 -- Servi-Cars

Part No.	NAME	Price Each	Used On
COUNTERSHAFT (61", 74" and 80" Twins)			
35612-36	Countershaft.	--1937 to 1954--61", 74" & 80" twins. . .	
7911	Countershaft nut.	--1937 to 1954--61", 74" & 80" twins. . .	
33082-16	Countershaft nut lock washer. . .	--1937 to 1954--61", 74" & 80" twins. . .	
35630-36	Countershaft lock plate	--1937 to 1954--61", 74" & 80" twins. . .	
9084	Countershaft bearing rollers - Std. (44 used-22 each end (.125' x .615")	--1937 to 1954--61", 74" & 80" twins. . .	
	The above rollers can also be supplied in the following oversizes listed below:		
	9085	Countershaft bearing rollers - .0004" O.S . .	
	9086	Countershaft bearing rollers - .0008" O.S . .	
35635-36	Transmission speedometer drive gear	--1937 to 1954--61", 74" & 80" twins. . .	
35665-36	Countershaft shifter clutch . . .	--1940 to 1954--61", 74" & 80" twins, (4 speed).	
35700-36	Countershaft gear (17T)	--1937 to 1954--61", 74" & 80" twins, (4 speed).	
35703-39	Countershaft gear (19T)	--1939 to 1954--61", 74" & 80" twins, 3 speed & reverse (handshift).	
35751-36	Countershaft second gear.	--1940 to 1954--4 speed, 61", 74" & 80" twins.	
35762-39	Countershaft low gear	--1939 to 1954--3 speed & reverse 61", 74" & 80" twins.	
35765-36	Countershaft low gear	--1940 to 1954--61", 74" & 80" twins, (4 speed).	
35775-39	Countershaft reverse gear	--1939 to 1954--61", 74" & 80" twins, (3 speed & reverse).	
35789-36	Low or reverse gear bushing . . .	--1936 to 1954- 61", 74" & 80" twins. . .	
35791-36	Countershaft low or second gear bushing.	--1940 to 1954--61", 74" & 80" twins, (second gear) (4 speed).	
35810-36	Spring lock ring for retaining washer	--1940 to 1954--61", 74" & 80" twins (4 speed).	
35811-36	Gear retaining washer for second or low speed gear.	--1940 to 1954--61", 74" & 80" twins (4 speed).	
35812-36	Bearing washer for low or reverse gear	--1937 to 1954--61", 74" & 80" twins. . .	
35875-36	Set of countershaft gear end washers.	--1937 to 1954--61", 74" & 80" twins. . .	
	Consists of:		
	1 35876-36	Countershaft gear end washer .074"	
	1 35877-36	Countershaft gear end washer .078"	
	1 35878-36	Countershaft gear end washer .082"	
	1 35879-36	Countershaft gear end washer .085"	
35915-36	Countershaft gear roller thrust washer, left side.	--1937 to 1954--61", 74" & 80" twins. . .	
35917-36	Countershaft roller retaining washer (2)	--1937 to 1954--61", 74" & 80" twins. . .	
35920-36	Roller retaining washer lock ring (2)	--1937 to 1954--61", 74" & 80" twins. . .	
36025-36	End cap gasket.	--1937 to 1954--61", 74" & 80" twins. . .	
36027-36	Countershaft end cap.	--1937 to 1954--61", 74" & 80" twins. . .	
2582	Countershaft end cap screw.	--1937 to 1954--61", 74" & 80" twins. . .	
36046-36	Countershaft mounting collar (starter side)	--1937 to 1954--61", 74" & 80" twins. . .	
36048-36	Countershaft mounting collar (clutch side).	--1937 to 1954--61", 74" & 80" twins. . .	
36140-36	Idler gear.	--1937 to 1954--61", 74" & 80" twins, Reverse (Handshift).	
36150-31	Idler gear bushing.	--1933 to 1953--61", 74" & 80" twins, Reverse (Handshift).	
36158-36	Idler gear shaft.	--1937 to 1953--61", 74" & 80" twins, Reverse (Handshift).	

Part No.	NAME	Price Each	Used On
COUNTERSHAFT (45's and Servi-Cars)			
35613-41	Countershaft.		--1941 to 1952--45" twins, 1953 & 1954-- Servi-Cars
9075	Countershaft bearing roller, right end (24) (.114" x 3/4")- standard		--1939 to 1952--45" twins, 1953 & 1954-- Servi-Cars
The above rollers supplied in oversizes listed below:			
9076	Countershaft bearing roller, right end .0004 O.S.		
9077	Countershaft bearing roller, right end .0008" O.S.		
9090	Countershaft bearing roller, left end (19) (.152" x 5/8")-standard		--1935 to 1952--45" twins, 1953 & 1954-- Servi-Cars
The above rollers can be supplied in the oversizes listed below:			
9091	Countershaft bearing roller, left end .0004" O.S.		
9092	Countershaft bearing roller, left end .0008" O.S.		
35709-41	Countershaft gear		--1941 to 1952--45" twins, 1953 & 1954-- Servi-Cars
35910-33	Outer bearing thrust washer, left side		--1935 to 1952--45" twins, 1953 & 1954-- Servi-Cars
35911-33	Inner bearing thrust washer, left end.		--1935 to 1952--45" twins, 1953 & 1954-- Servi-Cars
35913-39	Countershaft roller bearing end washer, right end (2).		--1939 to 1952--45" twins, 1953 & 1954-- Servi-Cars
36035-26	Countershaft bushing, left.		--1929 to 1952--45" twins, 1953 & 1954-- Servi-Cars
36042-41	Transmission side cover counter- shaft bushing.		--1941 to 1952--45" twins, 1953 & 1954-- Servi-Cars
36141-41	Idler gear.		--1941 to 1952--45" twins, Reverse, 1953 & 1954--Servi-Cars.
36152-41	Idler gear bushing.		--1941 to 1952--45" twins, Reverse, 1953 & 1954--Servi-Cars.
36159-41	Idler gear shaft.		--1941 to 1952--45" twins, Reverse, 1953 & 1954--Servi-Cars.

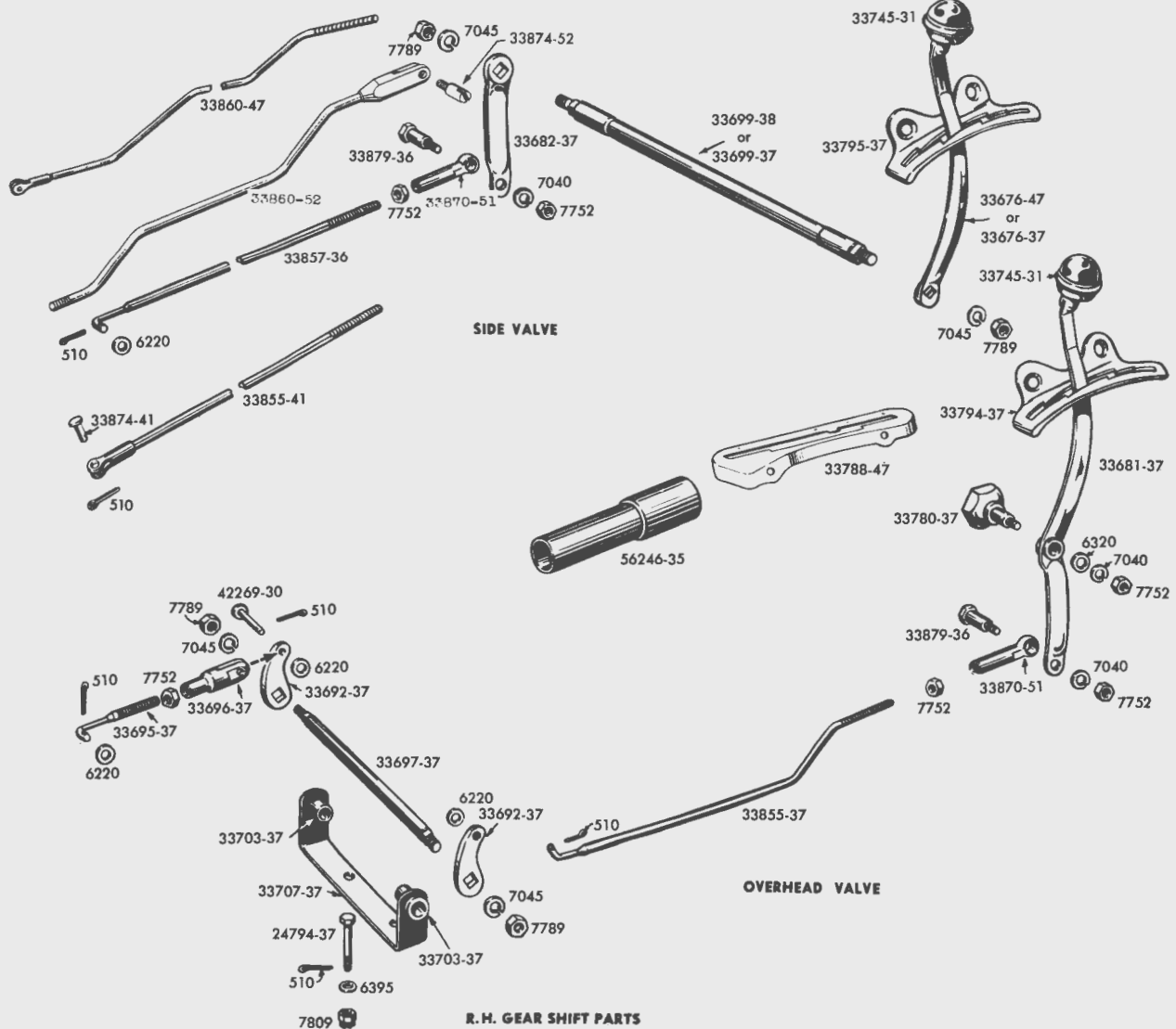
RIGHT HAND GEAR SHIFT AND LEFT HAND THROTTLE PARTS

61002-47	Set of tanks and fittings		--1947 & 1948--74" side valves.
61003-47	Set of tanks and fittings		--1947--OHV
61004-41	Set of tanks and fittings		--1941 to 1946--45" twins
61004-47	Set of tanks and fittings		--1947 & 1948--45" twins.
61004-49	Set of tanks and fittings		--1949--45" twins
61004-50	Set of tanks and fittings		--1950--45" twins
61004-51	Set of tanks and fittings		(Replaced by 61004-51A)
61004-51A	Set of tanks and fittings		--1951 & 1952--45" twins, 1953 & 1954-- Servi-Cars
61203-41	Right gas tank.		--1940 to 1946--OHV
61203-47	Right gas tank.		--1947--OHV
61205-41	Right gas tank.		--1940 to 1946--74" & 80" side valves
61205-47	Right gas tank.		--1947 & 1948--74" side valves.
61210-41	Right oil tank.		--1941 to 1946--45" twins
61210-47	Right oil tank.		--1947 to 1950--45" twins
61210-51	Right oil tank.		(Replaced by 61210-51A)
61210-51A	Right oil tank.		--1951 & 1952--45" twins, 1953 & 1954-- Servi-Cars
61231-41	Left gas tank		--1940 to 1946--OHV
61231-47	Left gas tank		--1947--OHV

Part No.	NAME	Price Each	Used On
----------	------	------------	---------

RIGHT HAND GEAR SHIFT AND LEFT HAND THROTTLE PARTS—Continued

61233-41	Left gas tank		--1940 to 1946--74" & 80" side valves . .
61233-47	Left gas tank		--1947 & 1948--74" side valves
61238-41	Left gas tank		--1941 to 1946--45" twins
61238-47	Left gas tank		--1947 to 1950--45" twins
61238-51	Left gas tank		(Replaced by 61238-51A)
61238-51A	Left gas tank		--1951 & 1952--45" twins, 1953 & 1954-- Servi-Cars
33676-37	Shifter lever (R.H.)		--1937 to 1946--45" twins
33676-47	Shifter lever (R.H.)		--1947 to 1952--45" twins, 1947 & 1948-- 74" side valves, 1953 & 1954--Servi- Cars
33677-37	Shifter lever (R. H.)		--1937 to 1946--74" & 80" side valves . .
33681-37	Shifter lever (R. H.)		--1937 to 1947--OHV
33682-37	Gear shifter lever (lower)		--1937 to 1952--45" twins, 1937 to 1948-- 74" & 80" side valves, 1953 & 1954-- Servi-Cars
33692-37	Shifter intermediate lever (2)		--1937 to 1947--OHV
33695-37	Shifter connecting link		--1937 to 1947--OHV
7752	Shifter connecting link nut		--1937 to 1947--OHV
6220	Shifter connecting link plain washer		--1937 to 1947--OHV
33696-37	Shifter connecting link clevis		--1937 to 1947--OHV
42269-30	Connecting link clevis pin		--1937 to 1947--OHV
33697-37	Gear shifter cross shaft		--1937 to 1947--OHV
33699-37	Gear shifter cross shaft		--1937 to 1948--74" & 80" side valves . .



Part No.	NAME	Price Each	Used On
RIGHT HAND GEAR SHIFT AND LEFT HAND THROTTLE PARTS—Continued			
33699-38	Gear shifter cross shaft.		--1938 to 1952--45" twins, 1953 & 1954-- Servi-Cars
7789	Cross shaft nut (2)		--1938 to 1952--45" twins, 1937 to 1948-- 61", 74" & 80" twins, 1953 & 1954-- Servi-Cars
33703-37	Shifter crossover shaft bracket bushings (2)		--1937 to 1947--OHV
33707-37	Shifter cross shaft bracket		--1937 to 1947--OHV
33780-37	Shifter lever stud (R. H.)		--1937 to 1947--OHV
7752	Shifter lever stud nut.		--1937 to 1947--OHV
6320	Shifter lever stud washer		--1937 to 1947--OHV
24794-37	Cross shaft bracket center bolt		--1937 to 1947--OHV
7809	Cross shaft bracket bolt nut (2).		--1937 to 1947--OHV
6395	Cross shaft bolt plain washer		--1937 to 1947--OHV
33787-40	Shifter guide (R.H.)		--1940 to 1946--45" twins, (3 speed).
33788-40	Shifter guide (R.H.)		--1940 to 1946--45" twins (3 speed and reverse)
33788-47	Shifter guide (R.H.)		--1947 to 1952--45" twins, (3 speed and reverse) 1953 & 1954--Servi-Cars
33792-39	Shifter guide (R. H.)		--1939 to 1947--OHV (3 speed and reverse) 1939 to 1948--74" side valves (3 speed)
33793-39	Shifter guide (R.H.)		--1940 to 1947--OHV (3 speed)
33794-37	Shifter guide (R.H.)		--1940 to 1947--OHV (4 speed)
33795-37	Shifter guide (R.H.)		--1940 to 1948--74" & 80" side valves (4 speed).
33795-39	Shifter guide		--1939 to 1948--74" & 80" side valves (3 speed & reverse).
33854-41	Shifter rod		--1941 to 1946--45" twins
33854-47	Shifter rod		--1947 to early 1952--Servi-Cars.
33855-37	Shifter rod		--1937 to 1947--OHV
33855-41	Shifter rod		--1941 to 1946--45" twins
33856-37	Shifter rod		--1937 to 1947--OHV
33857-36	Shifter rod		--1937 to 1948--74" & 80" side valves
33860-47	Shifter rod and clevis.		--1947 to early 1952--45" twins & Servi- Cars
33860-52	Shifter rod and clevis.		--Later 1952 to 1954--Servi-Cars.
33870-36	Shifter rod end		Replaced by (33870-51).
33870-51	Shifter rod end		--1938 to 1950, 1937 to 1948--61", 74" & 80" twins, 1951 & 1952--45" twins, 1953 & 1954--Servi-Cars.
33879-36	Shifter rod end bolt.		--1938 to 1952--45" twins, 1937 to 1948-- 61", 74" & 80" twins, 1953 & 1954-- Servi-Cars
7752	Shifter rod end bolt nut.		--1938 to 1952--45" twins, 1937 to 1948-- 61", 74" & 80" twins, 1953 & 1954-- Servi-Cars
6220	Shifter rod plain washer.		--1937 to 1948--61", 74" & 80" twins.
33874-41	Shifter rod clevis pin.		--1941 to early 1952--45" twins, & Servi- Cars
33874-52	Shifter rod clevis pin.		--Later 1952 to 1954--Servi-Cars.
45002-41	Brake hand lever and bracket complete		--1941 to 1947--61", 74" & 80" twins, 1941 to 1952--45" twins, 1953 & 1954-- Servi-Cars
Consists of:			
2	1214	Brake hand lever clamp screw.	
1	7691	Brake hand lever bolt nut	
1	512	Brake hand lever cotter pin	
1	6543	Brake hand lever bushing washer	
1	45017-41	Brake hand lever.	
1	45023-41	Brake hand lever bracket.	
1	45033-41	Brake hand lever clamp bushing.	
1	45030-28	Brake hand lever clamp.	
1	45031-41	Brake hand lever pivot screw.	

Part No.	NAME	Price Each	Used On
RIGHT HAND GEAR SHIFT AND LEFT HAND THROTTLE PARTS—Continued			
56246-35	Handlebar spiral (2)	--1935 to 1948--61", 74" & 80" twins, 1938 to 1948--45"s (Left hand throttle only)	
27215-33	Air intake shaft.	--1937 to 1947--OHV	
27238-37	Choke lever (no air cleaner) right hand operation	--1937 to 1947--OHV	
27235-33	Choke lever (for air cleaner) right hand operation	--1937 to 1947--OHV	
1190	Choke lever screw (2)	--1937 to 1947--OHV	

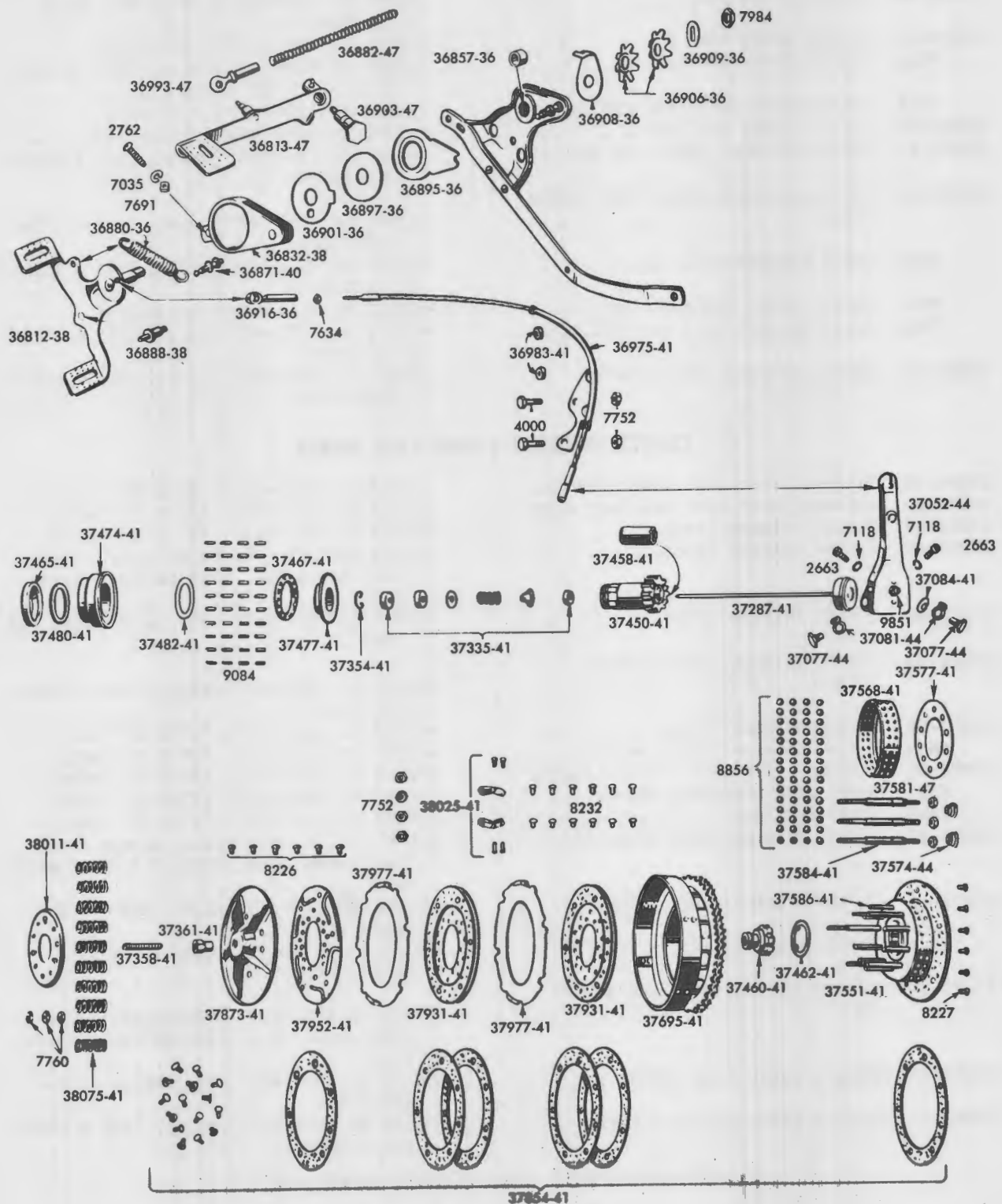
CLUTCH GROUP

36751-41	Clutch cpt.	--1941 to 1954--61", 74" & 80" twins. . .	
36752-41	Clutch cpt.	--1941 to 1952--45" twins, 1953 & 1954-- Servi-Cars	

CLUTCH FOOT LEVER AND PARTS

36810-36	Clutch foot lever and bracket cpt.	--1937 to 1954--61", 74" & 80" twins. . .	
36811-41	Clutch foot lever	--1941 to 1954--61", 74" & 80" twins. . .	
36812-38	Clutch foot lever	--1938 to 1946--45" 1947 to 1952--45" solo only.	
36813-47	Clutch foot lever	--1947 to 1954--Servi-Cars.	
36830-36	Foot lever bearing cover.	--1937 to 1954--61", 74" & 80" twins. . .	
36832-38	Foot lever bearing cover.	--1938 to 1946--45" & Servi-Cars 1947 to 1952--45" solo only.	
2762	Cover fastening bolt.	--1937 to 1954--all twins	
7691	Fastening bolt nut.	--1937 to 1954--all twins	
36842-41	Foot lever bracket.	--1941 to 1954--61", 74" & 80" twins (handshift).	
36857-36	Foot lever bracket bushing.	--1936 to 1954--all twins, except 1947 to 1954--Servi-Car, (handshift).	
36871-40	Foot lever bracket spring stud.	--1940 to 1954--all twins, except 1947 to 1954--Servi-Cars (handshift).	
36880-36	Foot lever spring	--1938 to 1954--all twins, except 1947 to 1954--Servi-Car (handshift)	
36882-47	Foot lever spring	--1947 to 1954--Servi-Cars.	
36886-41	Foot lever pin.	--1941 to 1954--61", 74" twins, (hand- shift)	
36888-38	Foot lever pin.	--1938 to 1952--45" twins except 1947 to 1952--Servi-Cars	
6320	Foot lever pin washer	--1941 to 1954--61", 74" & 80" twins. . .	
36895-36	Foot lever bracket friction disc.	--1938 to 1946--45" 1947 to 1952--45" except Servi-Cars.	
36897-36	Foot lever friction disc, moulded	--1938 to 1946--45" 1947 to 1952--45" except Servi-Cars.	
36899-41	Foot lever friction disc (moulded).	--1941 to 1954--61", 74" twins (handshift).	
36901-36	Foot lever friction disc, steel	--1938 to 1946--45" 1947 to 1952--45" except Servi-Cars.	
36903-47	Foot lever bolt	--1947 to 1954--Servi-Cars.	
36906-36	Lever friction spring washer (2)	--1938 to 1954--all twins, except 1947 to 1954--Servi-Cars (handshift).	
36908-36	Friction spring washer disc	--1938 to 1952--45" except 1947 to 1954-- Servi-Cars	
36909-36	Foot lever shaft lock washer.	--1938 to 1952--45" twins, except 1947 to 1952--Servi-Cars, 1953 & 1954--74" OHV (handshift)	
36913-41	Foot lever shaft washer	--1941 to 1954--61", 74" & 80" twins, (handshift).	
7984	Foot lever shaft nut.	--1936 to 1954--all twins	
36916-36	Clutch lever rod end.	--1937 to 1946--all twins, 1947 to 1954-- 61", 74" & 80" twins	

Part No.	NAME	Price Each	Used On
----------	------	------------	---------



CLUTCH PARTS — 1941 TO 1951 — 45" TWINS

Part No.	NAME	Price Each	Used On
CLUTCH FOOT LEVER AND PARTS—Continued			
36917-36	Clutch lever rod.	--1937 to 1954--61", 74" & 80" twins (handshift).	
36918-52	Clutch lever rod.	--1952 to 1954--OHV (footshift)	
7634	Clutch lever rod nut.	--1937 to 1946--all twins, 1947 to 1954-- 61", 74" & 80" twins	
7638	Clutch pull lever rod end nut	--1952 to 1954--OHV (footshift)	
36921-52	Clutch lever rod bolt	--1952 to 1954--OHV (footshift)	
36975-41	Clutch release cable and tube cpt	--1941 to 1952--45" twins, 1953 & 1954-- Servi-Cars	
36983-41	Clutch release cable felt washer (2).	--1941 to 1952--45" twins, 1953 & 1954-- Servi-Cars	
4000	Cable bracket bolt (2).	--1941 to 1952--45" twins, 1953 & 1954-- Servi-Cars	
7727	Clutch lever rod bolt nut	--1952 to 1954--OHV (handshift)	
7752	Cable bracket bolt nut (2).	--1941 to 1952--45" twins, 1953 & 1954-- Servi-Cars	
36993-47	Clutch release cable clevis	--1947 to 1952--45" twins, 1953 & 1954-- Servi-Cars	

CLUTCH RELEASE LEVER AND PARTS

33290-38	Release lever stud lower bushing.	--1938 to 1954--61", 74" & 80" twins.	
33291-36	Release lever stud bushing, upper	--1937 to 1954--61", 74" & 80" twins.	
37051-36	Clutch release lever.	--1937 to 1954--61", 74" & 80" twins.	
37052-41	Clutch release lever.	--1941 to 1943--45" solo except later 1942 model WLA, 1941 to 1954--Servi- Cars	
37052-44	Clutch release lever.	--1944 to 1952--45" solo later model WLA, 1942	
37067-41	Clutch release lever grease nipple	--1941 to 1952--45" twins, 1953 & 1954-- Servi-Cars	
37070-39	Clutch release finger	--1939 to 1954--61", 74" & 80" twins.	
6442	Clutch release finger washer.	--1937 to 1954--61", 74" & 80" twins.	
37074-38	Release lever stud (finger shaft)	--1938 to 1954--61", 74" & 80" twins.	
6320	Lever stud retaining washer	--1937 to 1954--61", 74" & 80" twins.	
7835	Lever stud nut.	--1937 to 1954--61", 74" & 80" twins.	
37076-41	Clutch release lever screw (2).	--1941 to 1943--45" solo, except later 1942--model WLA, 1941 to 1954--Servi- Cars	
37077-44	Clutch release lever screw (2).	--1944 to 1952--45" solo, later 1942 model WLA.	
2663	Clutch release lever screw (2).	--1944 to 1952--45" solo, later 1942 model WLA.	
37080-41	Release lever screw lock washer (2).	--1941 to 1943--45" solo except later 1942--model WLA, 1941 to 1954--Servi- Cars	
37081-44	Release lever lock plate.	--1944 to 1952--45" solo, later 1942-- model WLA.	
37084-41	Release lever spring washer	--1941 to 1952--45" twins, 1953 & 1954-- Servi-Cars	

CLUTCH PUSH ROD AND CLUTCH GEAR PARTS

37285-38	Clutch push rod	--1938 to 1954--61", 74" & 80" twins.	
37287-41	Clutch push rod	--1941 to 1952--45", 1953 & 1954-- Servi-Cars	
37310-39	Push rod bearing cpt.	--1939 to 1954--61", 74" & 80" twins.	
37312-38	Ball race retainer spring ring.	--1938 to 1944--all twins	

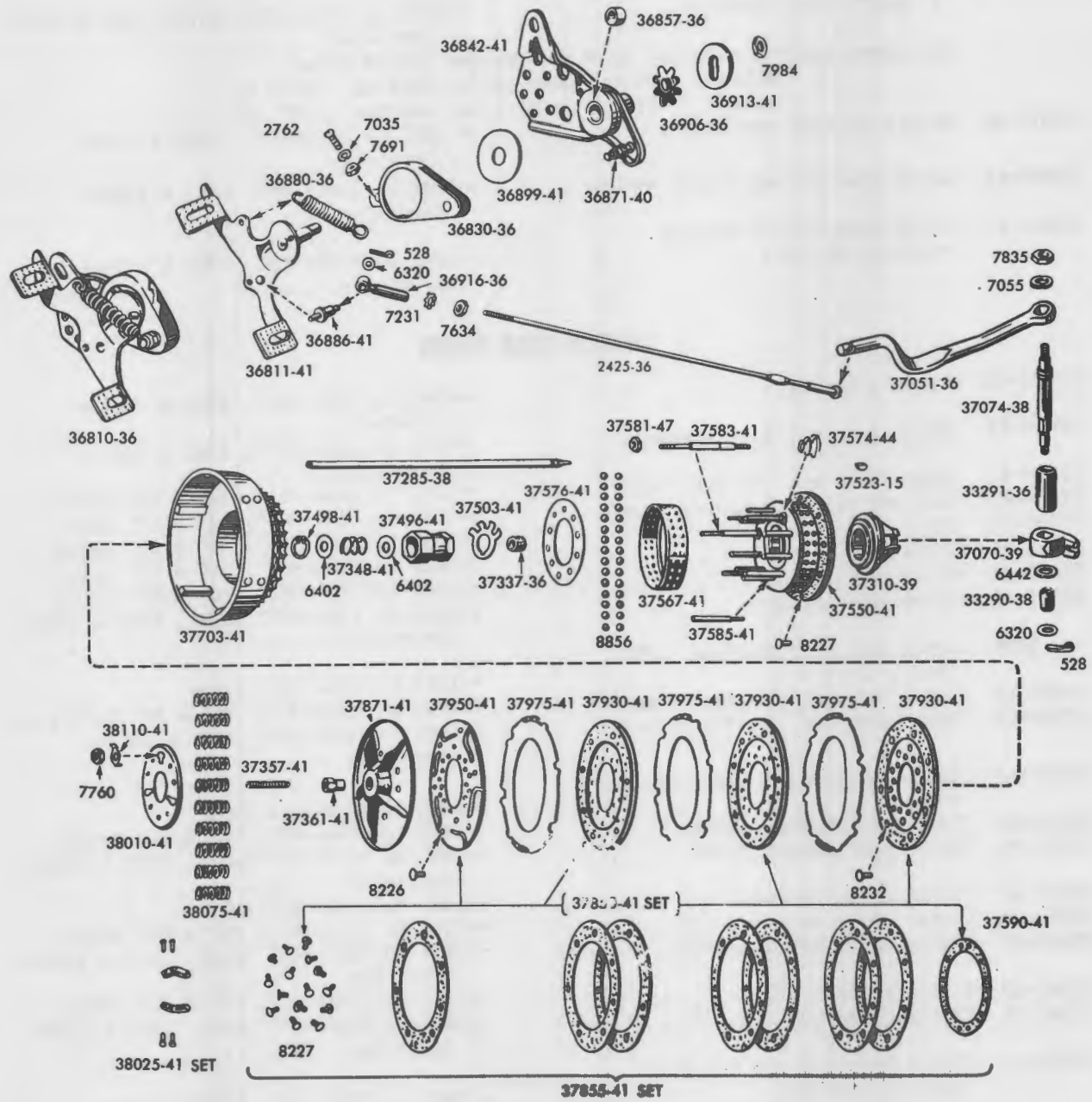
Part No.	NAME	Price Each	Used On
----------	------	------------	---------

CLUTCH PUSH ROD AND CLUTCH GEAR PARTS—Continued

37335-41 Set of push rod oil seal parts. . \$ 1.20--1941 to 1952--45" twins, 1953 & 1954--
 Servi-Cars

Consists of:

1 6245	Push rod plain washer	\$.03
1 37338-42	Push rod oil seal (9/16)20
1 37339-42	Push rod oil seal (13/16)20
1 37345-42	Oil seal retainer30
1 37347-42	Oil seal spring20
1 37352-42	Push rod guide35
37337-36	Push rod cork oil seal.05--1937 to 1954--61", 74" & 80" twins. . .
37348-41	Push rod oil seal spring.20--1941 to 1954--61", 74" & 80" twins. . .
6402	Oil seal spring plain washer (2).05--1941 to 1954--61", 74" & 80" twins. . .
37354-41	Push rod guide spring ring.10--1941 to 1952--45", 1953 & 1954-- Servi-Car.



Part No.	NAME	Price Each	Used On
CLUTCH PUSH ROD AND CLUTCH GEAR PARTS—Continued			
37357-41	Push rod adjusting screw.	--1941 to 1954--61", 74" & 80" twins. . .	
37358-41	Push rod adjusting screw.	--1941 to 1952--45", 1953 & 1954-- Servi-Car.	
37361-41	Push rod adjusting screw nut.	--1941 to 1954--all twins	
37450-41	Clutch gear	--1941 to 1952--45", 1953 & 1954-- Servi-Car.	
37458-41	Clutch gear bushing	--1941 to 1952--45", 1953 & 1954-- Servi-Car.	
37465-41	Clutch gear oil seal.	--1941 to 1952--45", 1953 & 1954-- Servi-Car.	
37467-41	Thrust bearing cpt.	--1941 to 1952--45", 1953 & 1954-- Servi-Car.	
37474-41	Clutch gear roller bearing race	--1941 to 1952--45", 1953 & 1954-- Servi-Car.	
9084	Clutch gear roller bearing (.125" x .615") (40) Standard	--1941 to 1952--45" twins, 1953 & 1954-- Servi-Car.	
	The above bearing supplied in the oversizes listed below:		
	9085	Clutch gear roller bearing .0004" OS.	
	9086	Clutch gear roller bearing .0008" OS.	
37477-41	Thrust bearing race	--1941 to 1952--45", 1953 & 1954-- Servi-Car.	
37480-41	Clutch gear roller thrust washer	--1941 to 1952--45", 1953 & 1954-- Servi-Car.	
37482-41	Clutch gear roller bearing retainer washer	--1941 to 1952--45", 1953 & 1954-- Servi-Car.	

CLUTCH HUB PARTS

37460-41	Clutch gear nut	--1941 to 1952--45", 1953 & 1954-- Servi-Car.	
37462-41	Clutch gear nut lock washer	--1941 to 1952--45", 1953 & 1954-- Servi-Car.	
37496-41	Clutch lock nut (on main shaft)	--1941 to 1954--61", 74" & 80" twins. . .	
37498-41	Push rod oil seal spring ring	--1941 to 1954--61", 74" & 80" twins. . .	
37503-41	Clutch nut lock washer.	--1941 to 1954--61", 74" & 80" twins. . .	
37523-15	Clutch key.	--1915 to 1954--61", 74" & 80" twins. . .	
37550-41	Clutch hub assembly	--1941 to 1954--61", 74" & 80" twins. . .	
37551-41	Clutch hub assembly	--1941 to 1952--45" twins, 1953 & 1954-- Servi-Cars	
8856	Clutch hub ball bearing, 7/32" (36)	--1941 to 1954--all twins	
37567-41	Clutch hub ball bearing retainer.	--1941 to 1954--61", 74" & 80" twins. . .	
37568-41	Clutch hub ball bearing retainer.	--1941 to 1952--45", 1953 & 1954-- Servi-Car.	
37574-44	Clutch hub bearing plate spring (2).	--1944 to 1954--all twins	
37576-41	Clutch hub bearing plate.	--1941 to 1954--61", 74" & 80" twins. . .	
37577-41	Clutch hub bearing plate.	--1941 to 1952--45" twins, 1953 & 1954-- Servi-Car.	
37581-47	Clutch drive hub stud nut (3)	--1947 to 1954--all twins	
37583-41	Clutch drive hub stud (3)	--1941 to 1954--61", 74" & 80" twins. . .	
37584-41	Clutch drive hub stud (3)	--1941 to 1952--45" twins, 1953 & 1954-- Servi-Car.	
37585-41	Clutch hub pin (7).	--1941 to 1953--61", 74" & 80" twins. . .	
37586-41	Clutch drive hub pin (7).	--1941 to 1952--45" twins, 1953 & 1954-- Servi-Car.	
37695-41	Clutch sprocket and key ring cpt. (59 tooth).	--1941 to 1952--45", 1953 & 1954-- Servi-Car.	
37703-41	Clutch shell and sprocket cpt	--1941 to 1954--61", 74" & 80" twins. . .	

Part No.	NAME	Price Each	Used On
CLUTCH DISCS			
37850-41	Set of lined clutch discs		--1941 to 1954--61", 74" & 80" twins. . .
	Consists of:		
	10 8227	Hub friction disc lining rivets	
	1 37590-41	Hub friction disc lining.	
	3 37930-41	Clutch friction disc.	
	1 37950-41	Outer disc & lining, spring	
37851-41	Set of lined clutch discs		--1941 to 1952--45" twins, 1953 & 1954-- Servi-Cars
	Consists of:		
	1 8227	Clutch friction disc lining rivets.	
	1 37862-41	Clutch friction disc lining	
	2 37931-41	Clutch friction disc.	
	1 37952-41	Outer spring disc	
37854-41	Set of clutch linings and rivets.		--1941 to 1952--45" twins, 1953 & 1954-- Servi-Car.
	Consists of:		
	8 8226	Clutch friction disc lining rivet	
	9 8227	Clutch friction disc lining rivet	
	16 8232	Clutch friction disc lining rivet	
	6 37862-41	Clutch friction disc lining	
37855-41	Set of clutch linings and rivets.		--1941 to 1954--61", 74" & 80" twins. . .
	Consists of:		
	8 8226	Sprung disc lining rivets	
	9 8227	Clutch hub lining rivets.	
	23 8232	Clutch friction disc lining rivets.	
	1 37590-41	Clutch friction disc lining	
	7 37860-41	Clutch friction disc lining	
37871-41	Clutch releasing disc		--1941 to 1954--61", 74" & 80" twins. . .
37873-41	Clutch releasing disc		--1941 to 1952--45" twins, 1953 & 1954-- Servi-Car.
37954-46	Clutch cushion plate.		--1947 to 1952--45" twins
37975-41	Clutch steel drive disc (3)		--1941 to 1954--61", 74" & 80" twins. . .
37977-41	Clutch steel disc (2)		--1941 to 1952--45" twins, 1953 & 1954-- Servi-Cars
38010-41	Clutch pressure plate		--1941 to 1954--61", 74" & 80" twins. . .
38011-41	Clutch pressure plate		--1941 to 1952--45" twins, 1953 & 1954-- Servi-Car.
38025-41	Set of drive disc buffers cpt		--1941 to 1954--all twins
38075-41	Set of clutch springs		--1941 to 1954--all twins
	Consists of:		
	10 38077-41	Clutch springs.	
7760	Clutch spring guide stud nut (3).		--1941 to 1954--61", 74" & 80" twins. . .
38110-41	Clutch spring guide stud nut lock (3)		--1941 to 1946--61", 74" & 80" twins. . .
8226	Sprung disc lining rivets		--1941 to 1952--45" twins, 1953 & 1954-- Servi-Car.
8227	Clutch hub lining rivet		--1941 to 1952--45" twins, 1953 & 1954-- Servi-Car.
8232	Center friction disc rivet.		--1941 to 1952--45" twins, 1953 & 1954-- Servi-Car.

HAND CLUTCH CONTROL

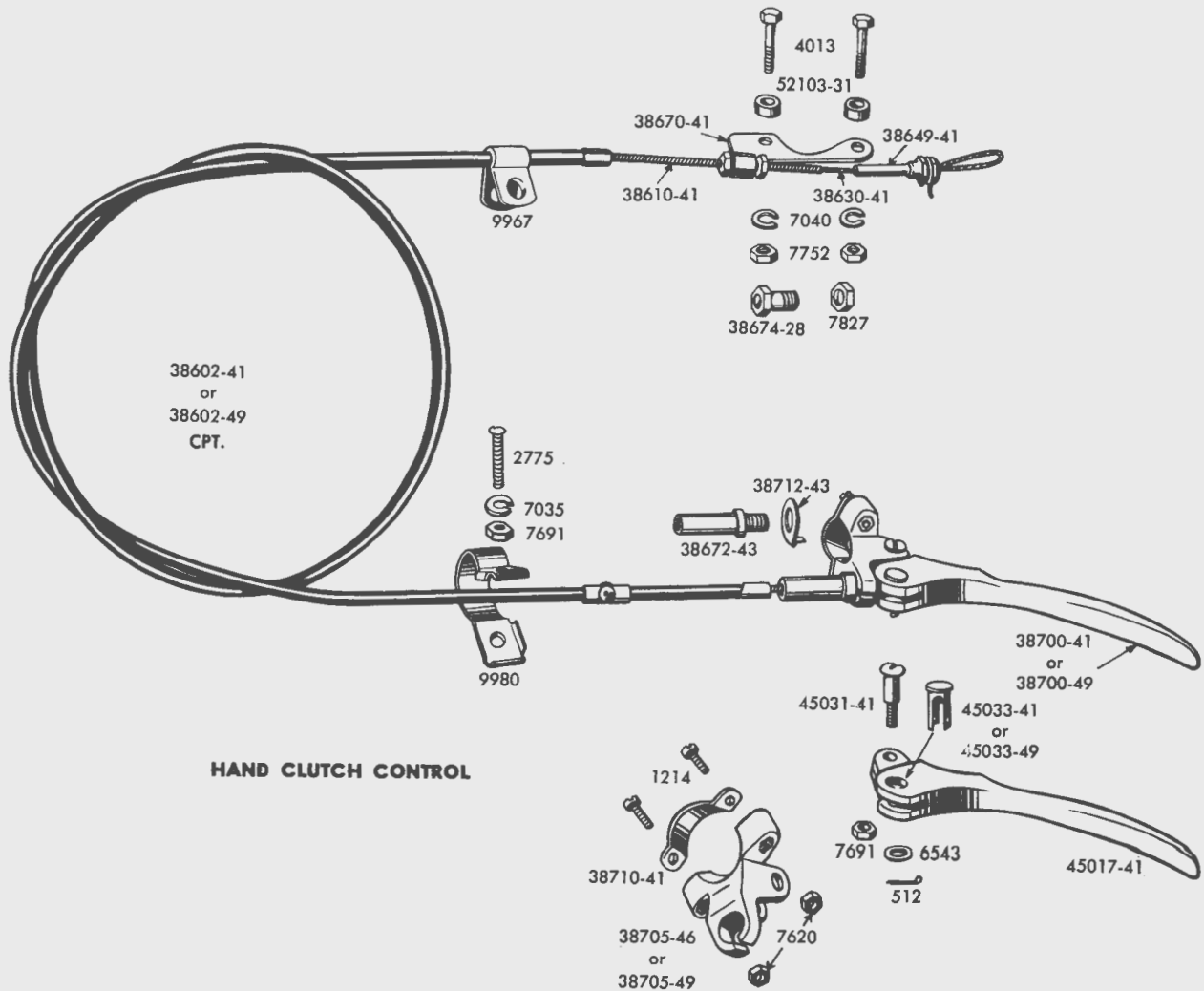
NOTE: Parts of Hand Clutch Control that are not listed are the same as Front Brake Hand Control.

38602-41	Hand clutch control cpt		--1941 to 1948--45" twins
38602-49	Hand clutch control cpt		--1949 to 1952--45" twins
38605-52	Clutch hand lever and cable cpt. (Speedster only)		--1952 to 1954--74" OHV (footshift) . . .
38606-52	Clutch hand lever and cable cpt		--1952 to 1954--74" OHV (footshift) . . .
38610-41	Hand clutch control coil.		--1941 to 1952--45" twins
38610-52	Clutch control coil		--1952 to 1954--74" OHV (footshift) . . .
38629-52	Clutch control cable.		--1952 to 1954--74" OHV (footshift) . . .
38616-52	Clutch control coil complete with fittings		--1952 to 1954--74" OHV (footshift) . . .

Part No.	NAME	Price Each	Used On
----------	------	------------	---------

HAND CLUTCH CONTROL—Continued

38618-52	Clutch control coil assembly complete		--1952 to 1954--74" OHV (footshift) . . .
38630-41	Control wire		--1930 to 1952--45" twins
38649-41	Control cable end nut		--1941 to 1952--45" twins
38651-41	Control cable end screw		--1941 to 1952--45" twins
6255	Control cable end washer		--1941 to 1952--45" twins
38666-52	Clutch control clevis pin		--1952 to 1954--74" OHV (footshift) . . .
38669-52	Clutch control coil clevis		--1952 to 1954--74" OHV (footshift) . . .
38670-41	Control coil bracket		--1941 to 1952--45" twins
38674-52	Clutch cable adjusting screw		--1952 to 1954--74" OHV (footshift) . . .
7744	Clutch cable adjusting screw nut		--1952 to 1954--74" OHV (footshift) . . .
4013	Control coil bracket bolt (2)		--1941 to 1952--45" twins
52103-31	Control bracket bolt spacer (2)		--1941 to 1952--45" twins
7752	Control bracket bolt nut (2)		--1941 to 1952--45" twins
9967	Control coil clip		--1930 to 1952--45" twins
38674-28	Control coil adjusting sleeve		--1930 to 1952--45" twins
38672-43	Hand clutch control coil extension		--1943--model WLC, Late 1945 & early 1946--45" (Used only with iron hand lever)
7827	Adjusting sleeve nut		--1930 to 1952--45" twins
38700-41	Hand lever cpt.		--1941 to 1948--45" twins
38700-49	Hand lever cpt.		--1949 to 1952--45" twins
38705-41	Hand lever bracket		--1941 to early 1946, 1942 & 1943--model WLC.



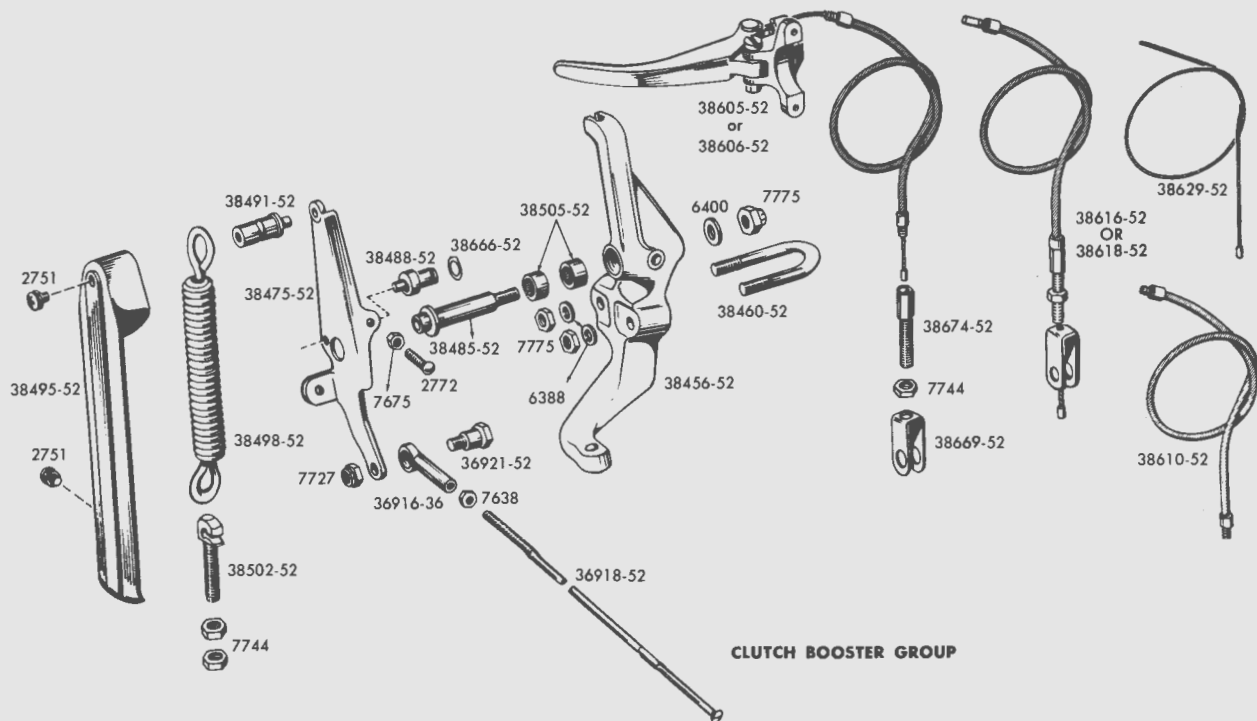
Part No.	NAME	Price Each	Used On
----------	------	------------	---------

HAND CLUTCH CONTROL—Continued

38705-46	Hand lever bracket.		--1946 to 1948--45" twins
38705-49	Hand lever bracket.		--1949 to 1952--45" twins
38710-41	Bracket clamp		--1941 to 1948--except 1942 & 1943-- model WLC.
1214	Bracket clamp screw (2)		--1941 to 1948--except 1942 & 1943-- Model WLC.
7620	Bracket clamp screw nut (2)		--1941 to 1948--except 1942 & 1943-- Model WLC.
38712-43	Hand lever clamp bushing lock washer		--1942 & 1943--model WLC, late 1945 and early 1946--(used only with iron head levers).
45017-41	Hand lever only		--1941 to 1952--45" twins
45031-41	Hand lever pivot screw.		--1941 to 1952--45" twins
7691	Hand lever pivot screw nut.		--1941 to 1952--45" twins
45033-41	Hand lever clamp bushing.		--1941 to 1948--45" twins
45033-49	Hand lever clamp bushing.		--1949 to 1952--45" twins
6543	Hand lever clamp bushing washer		--1941 to 1952--45" twins
9980	Handlebar clip.		--1930 to 1952--45" twins
2775	Handlebar clip bolt		--1930 to 1952--45" twins
7691	Clip bolt nut		--1930 to 1952--45" twins

BOOSTER CLUTCH PARTS—FOOTSHIFT

38456-52	Clutch booster bracket.		--1952 to 1954--OHV
2772	Clutch booster bracket adjusting screw.		--1952 to 1954--OHV
7675	Clutch booster bracket adjusting screw nut.		--1952 to 1954--OHV
38460-52	Clutch booster bracket "U" bolt		--1952 to 1954--OHV
6388	Clutch booster bracket "U" bolt plain washer		--1952 to 1954--OHV
7775	Clutch booster bracket "U" bolt nut (2).		--1952 to 1954--OHV
38475-52	Clutch booster bell crank assembly		--1952 to 1954--OHV
2751	Clutch booster bell crank screw (2).		--1952 to 1954--OHV



Part No.	NAME	Price Each	Used On
BOOSTER CLUTCH PARTS—FOOTSHIFT—Continued			
38485-52	Clutch booster bell crank shaft	--1952 to 1954--	OHV
7775	Clutch booster bell crank shaft nut	-1952 to 1954--	OHV
6400	Clutch booster bell crank shaft washer	--1952 to 1954--	OHV
38488-52	Clutch booster bell crank pin	--1952 to 1954--	OHV
38491-52	Clutch booster bell crank stud	--1952 to 1954--	OHV
38495-52	Clutch booster spring cover	--1952 to 1954--	OHV
38498-52	Clutch booster spring	--1952 to 1954--	OHV
38502-52	Clutch booster spring eye bolt	--1952 to 1954--	OHV
7744	Clutch booster spring eye bolt nut (2)	--1952 to 1954--	OHV
38505-52	Clutch booster bearing (2)	--1952 to 1954--	OHV

DUCKWORTH CHAINS AND LINKS

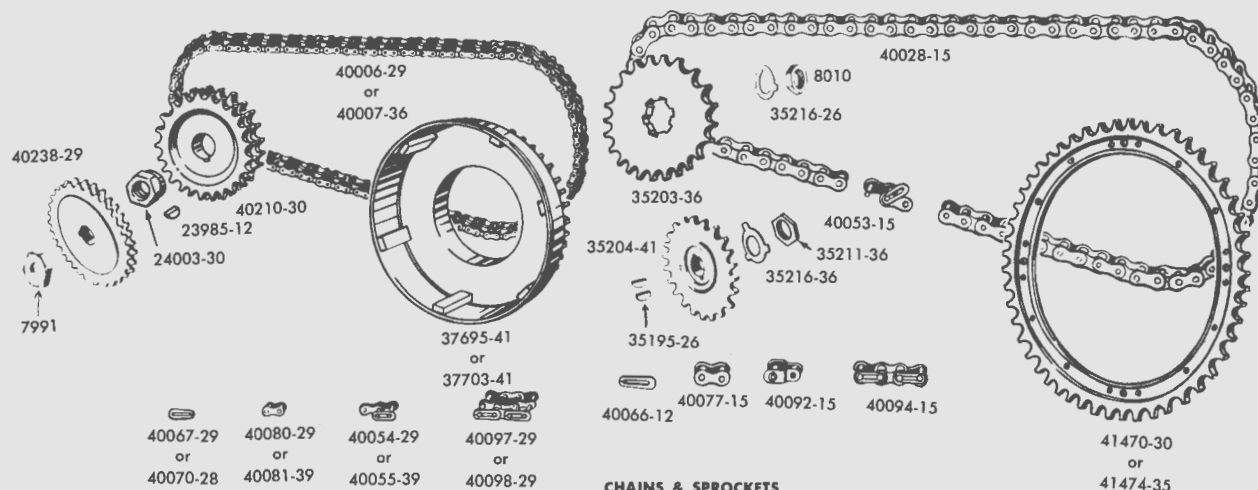
• 40006-29	Front chain, 100 links	--1929 to 1952--	45" twins except Servi-Cars
• 40007-36	Front chain, 82 links	--1937 to 1954--	61", 74" & 80" twins
• 40009-36	Front chain, 80 links	--1937 to 1954--	61", 74" & 80" twins
• 40011-38	Front chain, 96 links	--1938 to 1954--	Servi-Cars
• 40028-15	Rear chain 3/8" x 5/8" (63-3/4)	--1935 to 1954--	all twins
40053-15	Connecting link (rear chain)	--1915 to 1954--	all twins
40054-29	Connecting link (front chain)	--1929 to 1952--	45" twins
40055-39	Connecting link (front chain)	--Later 1939 to 1954--	61", 74" & 80" twins
40066-12	Connecting link spring (rear chain)	--1912 to 1954--	all twins
40067-29	Connecting link spring (front chain)	--1929 to 1952--	45" twins, 1953 & 1954-- Servi-Cars
40070-28	Connecting link spring (front chain)	--1930 to 1954--	61", 74" & 80" twins
40077-15	Roller block (rear chain)	--1915 to 1954--	all twins
40080-29	Roller block (front chain)	--1929 to 1952--	45" twins, 1953 & 1954-- Servi-Cars
40081-39	Roller block (front chain)	--Later 1939 to 1954--	61", 74" & 80" twins
40092-15	Offset link (rear chain)	--1915 to 1954--	all twins
40094-15	Double repair link (rear chain)	--1915 to 1954--	all twins
40097-29	Double repair link (front chain)	--1929 to 1952--	45" twins, 1953 & 1954-- Servi-Cars
40098-39	Double repair link (front chain)	--Later 1939 to 1954--	61", 74" & 80" twins

DIAMOND CHAINS AND LINKS

• 40005-29	Front chain, 100 links	--1929 to 1952--	45" twins except Servi-Car
• 40008-36	Front chain, 82 links	--1937 to 1954--	61", 74" & 80" twins
• 40010-36	Front chain, 80 links	--1937 to 1954--	61", 74" & 80" sidecars
• 40012-38	Front chain, 96 links	--1938 to 1954--	Servi-Car
• 40029-15	Rear chain 3/8" x 5/8" (Pitch) (63-3/4" long)	--1935 to 1954--	all twins
40052-15	Connecting link (rear chain)	--1915 to 1954--	all twins
40055-29	Connecting link (front chain)	--1937 to 1952--	45" twins, 1953 & 1954-- Servi-Car
40056-30	Connecting link (front chain)	--1930 to 1954--	61", 74" & 80" twins
40066-12	Connecting link spring (rear chain)	--1912 to 1954--	all twins
40068-29	Connecting link spring (front chain)	--1937 to 1952--	45" twins, 1953 & 1954-- Servi-Car

Part No.	NAME	Price Each	Used On
----------	------	------------	---------

DIAMOND CHAINS AND LINKS—Continued



CHAINS & SPROCKETS

40069-30	Connecting link spring (front chain)	--1930 to 1954--61", 74" & 80" twins. . .
40076-15	Roller block (rear chain)	--1915 to 1954--61", 74" & 80" twins. . .
40078-30	Roller block (front chain).	--1930 to 1954--61", 74" & 80" twins. . .
40079-29	Roller block (front chain).	--1937 to 1952--45" twins, 1953 & 1954-- Servi-Car.
40091-15	Offset repair link (rear chain)	--1915 to 1954--all twins
40093-15	Double repair link (rear chain)	--1915 to 1954- all twins
40095-30	Double repair link (front chain).	--1930 to 1954--61", 74" & 80" twins. . .
40096-29	Double repair link (front chain).	--1937 to 1952--45" twins, 1953 & 1954-- Servi-Car.

SPROCKETS

40204-30	17 tooth motor sprocket	--1930 to 1951--61", 74" & 80" twins. . .
40205-30	18 tooth motor sprocket	--1930 to 1954--61", 74" & 80" twins. . .
40206-30	19 tooth motor sprocket	--1930 to 1954--61", 74" & 80" twins. . .
40207-36	20 tooth motor sprocket	--1930 to 1954--61", 74" & 80" twins. . .
40208-30	21 tooth motor sprocket	--1930 to 1954--61", 74" & 80" twins. . .
40209-30	22 tooth motor sprocket	--1930 to 1954--61", 74" & 80" twins. . .
40210-30	23 tooth motor sprocket	--1930 to 1954--61", 74" & 80" twins. . .
40211-30	24 tooth motor sprocket	--1930 to 1954--61", 74" & 80" twins. . .
40212-30	25 tooth motor sprocket	--1930 to 1954--61", 74" & 80" twins (Special).
40225-29	17 tooth motor sprocket	--1929 to 1952--45" twins
40230-29	22 tooth motor sprocket	--1929 to 1952--45" twins, 1953 & 1954-- Servi-Car.
40232-29	24 tooth motor sprocket	--1929 to 1952--45" twins
40234-29	26 tooth motor sprocket	--1929 to 1952--45" twins
40235-29	27 tooth motor sprocket	--1929 to 1952--45" twins
40237-29	29 tooth motor sprocket	--1929 to 1952--45" twins
40238-29	30 tooth motor sprocket	--1929 to 1952--45" twins
40240-29	32 tooth motor sprocket	--1929 to 1952--45" twins
40241-29	33 tooth motor sprocket	--1929 to 1952--45" twins
40242-35	34 tooth motor sprocket	--1935 to 1952--45" (Special)
23985-12	Motor sprocket key.	--1912 to 1952--all twins, 1953 & 1954-- Servi-Car.
7991	Motor sprocket nut.	--1929 to 1952--45" twins, 1953 & 1954-- Servi-Cars
24003-30	Motor sprocket nut.	--1930 to 1954--61", 74" & 80" twins. . .
35203-36	Countershaft sprocket for rear chain (22-tooth)	--1937 to 1954--61", 74" & 80" twins. . .
35204-41	Countershaft sprocket for rear chain (17-tooth).	--1941 to 1952--45" twins, 1953 & 1954-- Servi-Car
35195-26	Mainshaft sprocket key.	--1929 to 1952--45" twins, 1953 & 1954-- Servi-Car.

Part No.	NAME	Price Each	Used On
SPROCKETS—Continued			
35211-36	Countershaft sprocket lock nut		--1937 to 1954--61", 74" & 80" twins.
35216-26	Main shaft sprocket nut lock washer		--1929 to 1952--45" twins, 1953 & 1954-- Servi-Car.
35216-36	Countershaft sprocket lock nut washer		--1937 to 1954--61", 74" & 80" twins.
8010	Main shaft sprocket nut		--1941 to 1952--45" twins, 1953 & 1954-- Servi-Car.
37695-41	Clutch sprocket with key ring and shell (59 tooth)		--1941 to 1952--45" twins, 1953 & 1954-- Servi-Car.
37703-41	Clutch sprocket with key ring and shell (37 tooth)		--1941 to 1954--61", 74" & 80" twins.
41470-30	Rear wheel sprocket kit		--1930 to 1954--61", 74" & 80" twins.
41474-35	Rear wheel sprocket kit		--1935 to 1952--45" twins except Servi-Cars
Includes:			
	1 41421-35	Rear brake shell splash ring.	
	6 41485-30	Rear wheel sprocket dowel pin	
	18 8496	Rear wheel sprocket rivets.	

REAR AXLES AND FITTINGS

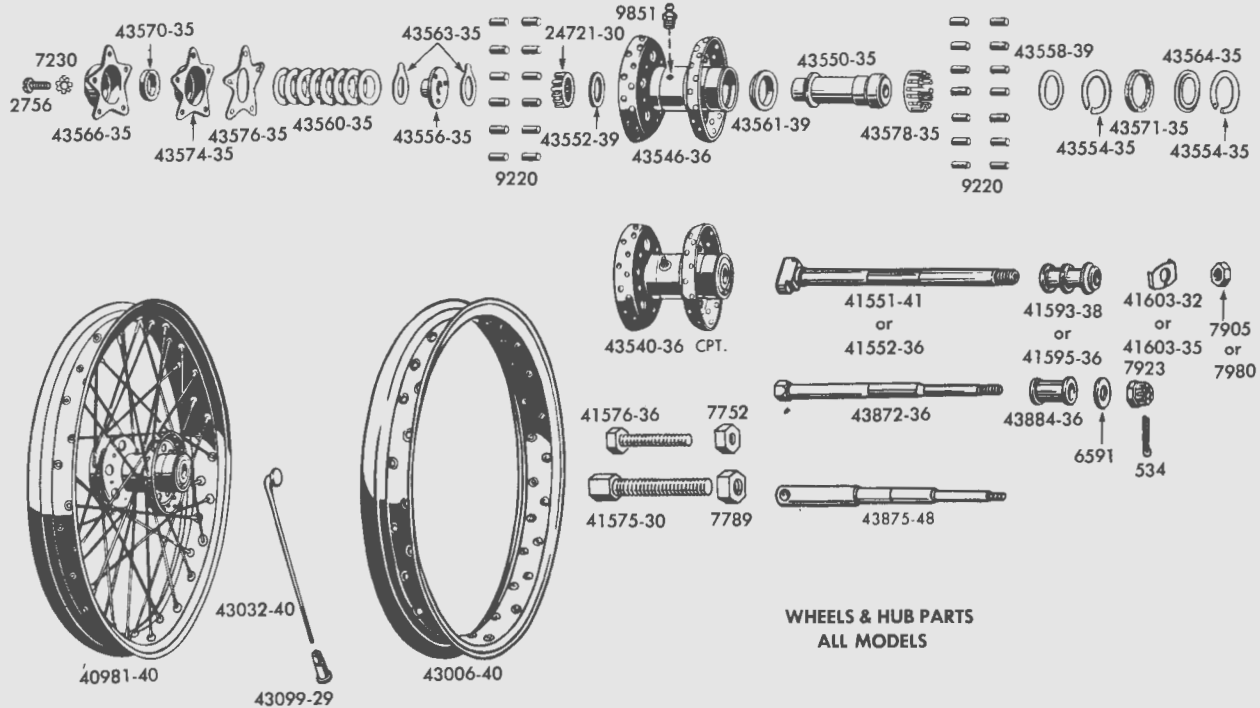
41551-41	Rear axle		--1941 to 1952--45" solo.
41552-36	Rear axle		--1937 to 1954--61", 74" & 80" twins.
41575-30	Rear axle adjusting screw		--1930 to 1952--45" solo.
41576-36	Rear axle adjusting screw		--1937 to 1954--61", 74" and 80" twins.
7752	Adjusting screw nut		--1930 to 1952--45" solo.
7789	Adjusting screw nut		--1936 to 1954--61", 74" & 80" twins.
41593-38	Rear axle spacer (left or right side).		--Later 1938 to 1952--45" solo.
41595-36	Rear axle spacer.		--1937 to 1954--61", 74" and 80" twins.
41596-30	Rear axle sleeve collar		--1937 to 1954--61", 74" and 80" twins.
41598-35	Rear axle spacer.		--1935 to 1952--45" solo.
41600-36	Rear axle sleeve, left side		--1937 to 1954--61", 74" and 80" twins.
7905	Rear axle nut		--1935 to 1952--45" solo.
7980	Rear axle nut		--1937 to 1954--61", 74" and 80" twins.
41603-32	Rear axle nut lock washer		--1937 to 1954--61", 74" and 80" twins.
41603-35	Rear axle nut lock washer		--1935 to 1952--45" solo.
41718-41	Rear axle sleeve.		--1941 to 1952--45" solo.
8056	Rear axle sleeve nut.		--1935 to 1952--45" solo.
8095	Rear axle sleeve nut.		--1937 to 1954--61", 74" and 80" twins.

REAR WHEEL BRAKE AND CONTROL PARTS

41400-37	Brake shell and sprocket assembly		--1937 to 1954--61", 74" and 80" twins.
41401-37	Brake shell and hub (less sprocket).		--1937 to 1954--61", 74" and 80" twins.
41401-41	Brake shell and sprocket assembly		--1941 to 1952--45" solo.
41402-41	Brake shell (less sprocket)		--1941 to 1952--45" solo.
8496	Brake shell rivet (18).		--1935 to 1952--45" solo.
41420-30	Brake shell splash ring		--1937 to 1954--61", 74" and 80" twins.
41421-35	Brake shell splash ring		--1935 to 1952--45" solo.
41425-37	Brake shell dowel pin (5)		--1937 to 1954--61", 74" and 80" twins.
41646-37	Rear brake assembly cpt		--1937 to 1954--61", 74" and 80" twins.
41647-41	Rear brake assembly cpt		--1941 to 1952--45" solo.
41650-37	Brake side cover.		--1937 to 1954--61", 74" and 80" twins.
41652-37	Brake side cover.		--1937 to 1952--45" solo.
41670-35	Rear brake operating shaft.		--1935 to 1952--45" solo.
41671-37	Rear brake operating shaft.		--1937 to 1954--61", 74" and 80" twins.
41685-37	Brake operating shaft bushing		--Later 1937 to 1954--61", 74" and 80" twins.
41691-31	Brake operating shaft spring washer		--1937 to 1954--61", 74" and 80" twins.

Part No.	NAME	Price Each	Used On
----------	------	------------	---------

REAR WHEEL BRAKE AND CONTROL PARTS—Continued

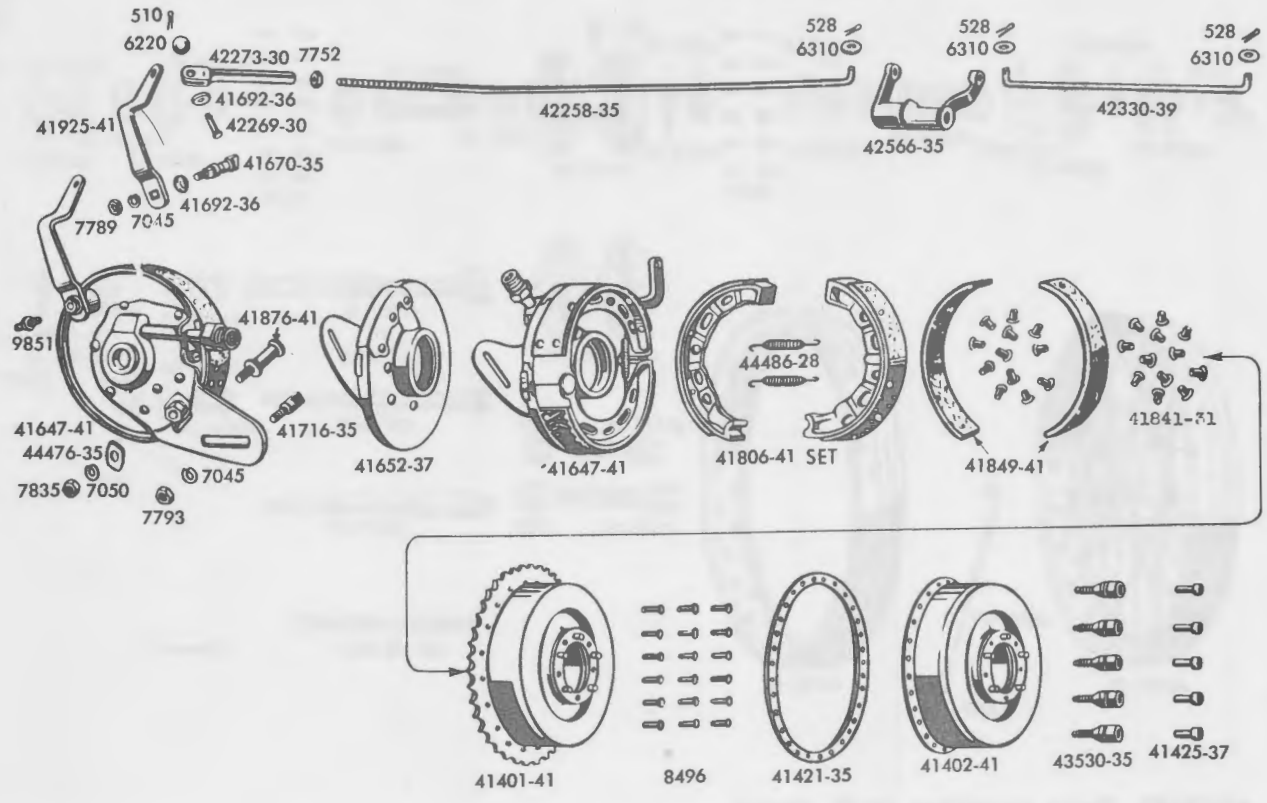


**WHEELS & HUB PARTS
ALL MODELS**

41692-36	Brake operating shaft spring washer	--1935 to 1952--45" solo.
7789	Brake operating shaft nut	--1935 to 1952--45" solo, 1937 to 1954--61", 74" and 80" twins
41716-35	Rear brake arm anchor stud.	--1935 to 1952--45" solo.
7793	Brake arm anchor stud nut	--1935 to 1952--45" solo
44402-36	Set of brake shoes and linings.	--1938 to 1948--74" & 80" side valves
41805-38	Set of brake shoes and linings.	--Later 1938 to 1954--61", 74" and 80" twins.
41806-41	Set of brake shoes and linings.	--1941 to 1952--45" solo.
	Consists of:	
	1 41801-41 Brake shoe and lining, upper.	
	1 41803-41 Brake shoe and lining, lower.	
	1 44486-28 Brake shoe spring	
44484-35	Brake shoe spring (2)	--1937 to 1954--61", 74" & 80" twins, (front), 1937 to 1954--side cars
44486-28	Brake shoe spring (2)	--1935 to 1952--45" solo.
41835-30	Brake spring, lower	--Later 1938 to 1954--61", 74" & 80" twins.
41841-31	Brake lining rivet.	--1931 to 1954--all models except Servi-Cars-rear.
41848-38	Set of rear brake linings and rivets	--Later 1938 to 1954--61", 74" & 80" twins.
41849-41	Set brake linings and rivets.	--1941 to 1952--45" solo.
41870-38	Brake shoe cup, outside	--Later 1938 to 1954--61", 74" & 80" wins.
41872-38	Brake shoe cup, inside.	--Later 1938 to 1954--61", 74" & 80" twins.
41875-38	Brake shoe pivot stud	--Later 1938 to 1954--61", 74" & 80" twins.
41876-41	Brake shoe pivot stud	--1941 to 1952--45" solo.
44475-35	Brake shoe pivot stud plate	--1937 to 1954--61", 74" & 80" twins.
44476-35	Brake shoe pivot stud plate (2)	--1935 to 1952--45" solo.
7835	Brake shoe pivot stud nut	--1935 to 1952--45" solo.
7905	Brake shoe pivot stud nut	--1937 to 1954--61", 74" & 80" twins.

Part No.	NAME	Price Each	Used On
----------	------	------------	---------

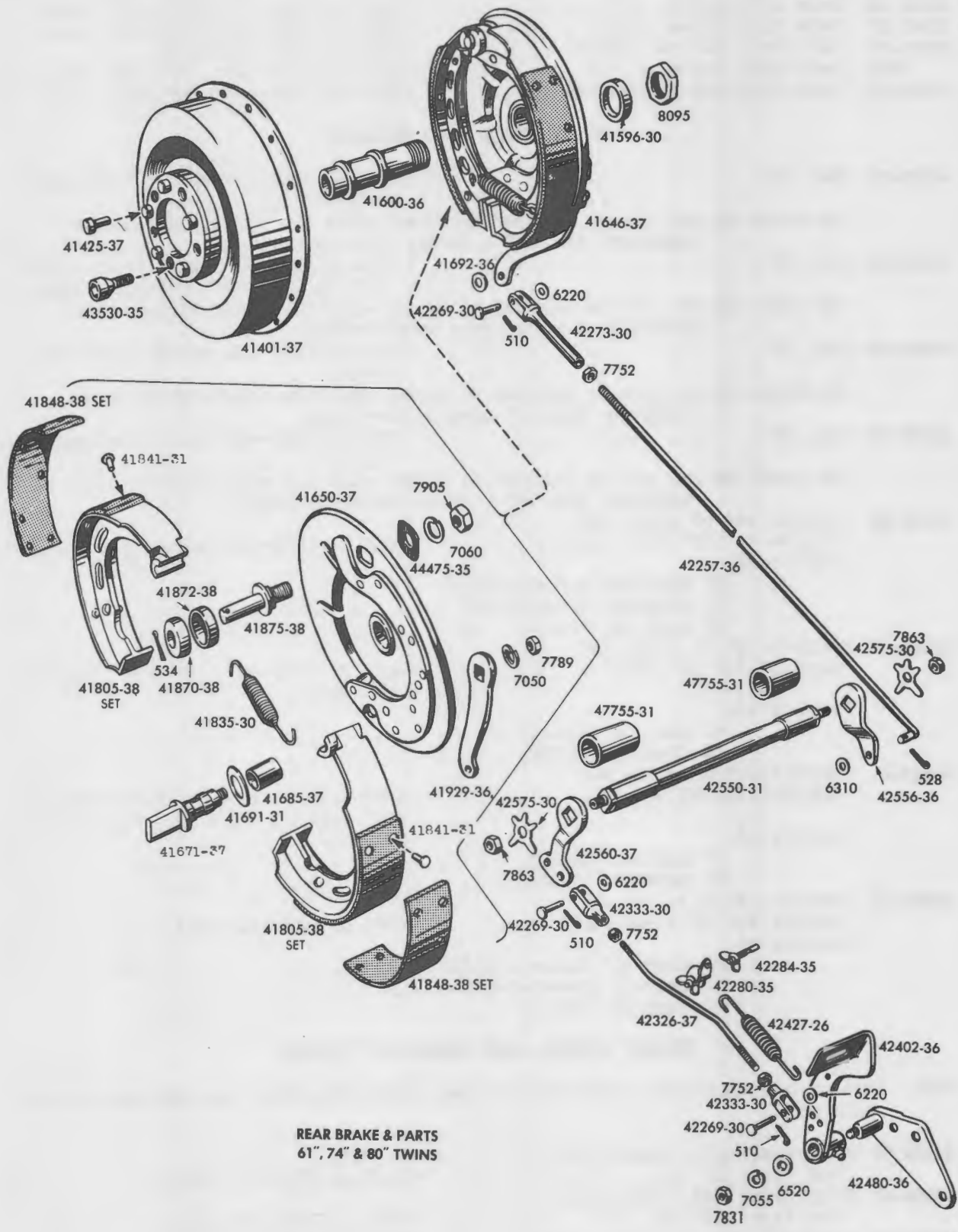
REAR WHEEL BRAKE AND CONTROL PARTS—Continued



REAR WHEEL BRAKE PARTS — 45" MODELS

41925-41	Brake operating lever	--1941 to 1952--45" solo.
41929-36	Brake operating lever	--1937 to 1954--61", 74" & 80" twins.
7789	Brake operating lever nut	--1937 to 1954--61", 74" & 80" twins.
42257-36	Rear brake rod.	--1937 to 1954--61", 74" & 80" twins.
42258-35	Rear brake rod.	--1935 to 1952--45" solo.
7752	Rear brake rod nut.	--1935 to 1952--45" solo, 1937 to 1954--61", 74" & 80" twins
42269-30	Rear brake rod clevis pin	--1935 to 1952--45" twins, 1937 to 1954--61", 74" & 80" twins
41692-36	Rear brake rod clevis pin washer.	--1935 to 1952--45" twins, 1937 to 1954--61", 74" & 80" twins
6310	Rear brake rod washer	--1935 to 1952--45" twins, 1937 to 1954--61", 74" & 80" twins
6220	Rear brake rod clevis pin plain washer	--1935 to 1952--45" twins, 1937 to 1954--61", 74" & 80" twins
42273-30	Rear brake rod clevis	--1935 to 1952--45" twins, 1937 to 1954--61", 74" & 80" twins
42280-35	Brake rod lock.	--1937 to 1954--all models except 45" front & Servi-Cars-rear.
42284-35	Brake rod lock stud with wing nut	--1937 to 1954--all models except 45" front & Servi-Cars-rear.
42326-37	Foot pedal brake rod (front).	--1937 to 1954--61", 74" & 80" twins.
42330-39	Rear wheel brake foot pedal rod with fittings.	--1939 to 1952--45" solo.
42333-30	Foot pedal brake rod clevis, short.	--1937 to 1954--61", 74" & 80" twins.
42402-36	Foot brake lever.	--1937 to 1954--61", 74" & 80" twins.
42427-26	Foot brake lever spring	--1930 to 1954--61", 74" & 80" twins.
6520	Brake lever stud plain washer	--1937 to 1954--61", 74" & 80" twins.
7831	Brake lever stud nut.	--1937 to 1954--61", 74" & 80" twins.
42480-36	Foot brake lever bracket.	--1937 to 1954--61", 74" & 80" twins.
42550-31	Brake crossover shaft	--1931 to 1954--61", 74" & 80" twins.

Part No.	NAME	Price Each	Used On
----------	------	------------	---------



**REAR BRAKE & PARTS
61", 74" & 80" TWINS**

Part No.	NAME	Price Each	Used On
REAR WHEEL BRAKE AND CONTROL PARTS—Continued			
• 47755-31	Crossover shaft bushing (2)	--1931 to 1954--61", 74" & 80" twins.	
• 42556-36	Brake shaft lever, left	--1937 to 1954--61", 74" & 80" twins.	
• 42560-37	Brake shaft lever, right.	--1937 to 1954--61", 74" & 80" twins.	
42566-35	Rear brake rod shaft lever.	--1935 to 1952--45" solo.	
7863	Brake shaft lever nut (2)	--1937 to 1954--61", 74" & 80" twins.	
42575-30	Brake shaft nut lock washer (2)	--1937 to 1954--61", 74" & 80" twins.	

WHEEL RIMS AND SPOKES

43002-30	Rim, 18".	--1930 to 1952--45" twins (front wheel only).	
	The above rim can also be supplied in chrome under the number listed below: 43003-30 Rim, 18" - Chrome (when available).		
• 43004-35	Rim, 18".	--1935 to 1952--45" twins (rear only), 1937 to 1954--61", 74" & 80" twins	
	The above rim can also be supplied in chrome under the number listed below: 43005-35 Rim, 18" drop center-chrome		
43006-40	Rim, 16".	--1940 to 1954--all models except 45" front.	
	The above rim can also be supplied in chrome under the number listed below: 43007-40 Rim, 16" drop center-chrome		
43008-40	Rim, 16".	--1940 to 1952--45" solo (front wheel only).	
	The above rim can also be supplied in chrome under the number listed below: 43009-40 Rim, 16" - Chrome (when available).		
• 43029-30	Complete set of spokes and nipples for 18" front wheel	--1930 to 1952--45" twins	
	Consists of:		
	20 43027-30 Spokes-5-15/16"		
	20 43028-30 Spikes-8-3/8"		
	40 43098-16 Nipples		
• 43030-36	Complete set of spokes and nipples (for 18" wheel)	--1937 to 1954--61", 74" & 80" twins & 45" rear	
	Consists of:		
	40 43031-36 Spokes.		
	40 43099-29 Nipples		
• 43033-40	Complete set of spokes and nipples (for 16" wheel)	--1940 to 1954--61", 74" & 80" twins & 45" rear	
	Consists of:		
	40 43032-40 Spokes.		
	40 43099-29 Nipples		
• 43036-40	Complete set of spokes and nipples for 16" front wheel	--1941 to 1952--45" solo.	
	Consists of:		
	20 43034-40 Spokes-4-11/16"		
	20 43035-40 Spokes-6-7/8"		
	40 43097-35 Nipples		

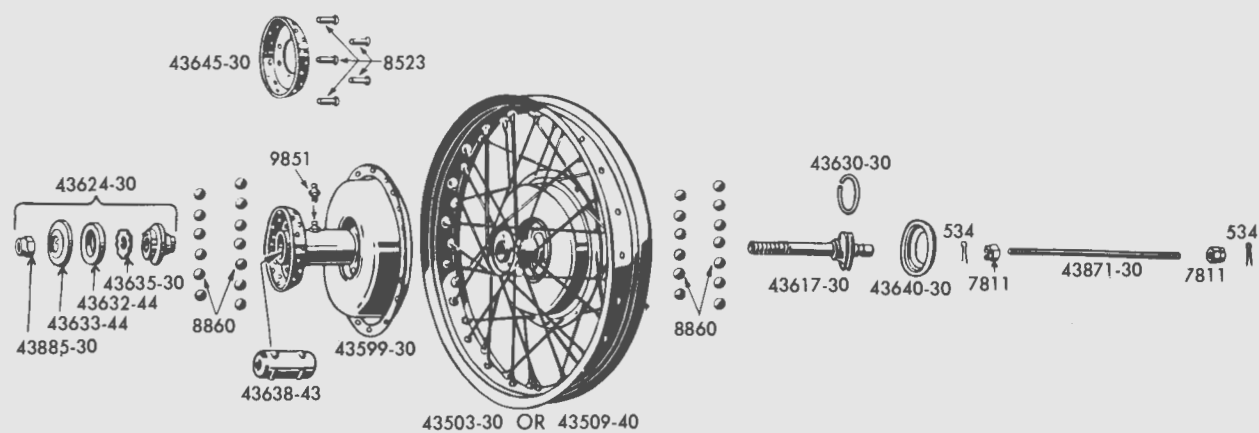
FRONT WHEEL AND PARTS 45" TWINS

NOTE: 1941 to 1954--Servi-Car front wheel is same as Big Twin front and rear wheel and 45" Solo-rear.

43503-30	Front wheel with brake shell, less tire, 18" rim.	--1941 to 1952--45" solo.
43509-40	Front wheel with brake shell, less tire, 16" rim.	--1941 to 1952--45" solo.
43599-30	Front hub cpt. with brake shell.	--1941 to 1952--45" solo.
43601-30	Front hub and brake shell.	--1941 to 1952--45" solo.

Part No.	NAME	Price Each	Used On
----------	------	------------	---------

FRONT WHEEL AND PARTS 45" TWINS—Continued



FRONT WHEEL, HUB AND AXLE PARTS

43624-30	Front wheel hub adjusting cone assembly	--1941 to 1952--45" solo.
	Consists of:	
1	43632-44 Hub bearing cone oil seal	
1	43633-44 Hub bearing cone oil seal retainer.	
1	43635-30 Hub bearing cone lock washer.	
1	43885-30 Hub bearing cone lock nut	
9851	Zerk grease fitting	--1938 to 1952--45" solo.
43638-43	Front wheel hub grease distributor or	--1943 to 1952--45" solo.
43640-30	Left inner dirt guard	--1941 to 1952--45" solo.
43645-30	Spoke flange, right side.	--1941 to 1952--45" solo.

INTERCHANGEABLE WHEEL AND PARTS

For Front and Rear 1937 to 1954--61", 74" & 80" twins, 1937 to 1952--45" solo, rear 1935. To 1954--Servi-Cars, front.

40978-36	Wheel cpt., less tire (18")	--1937 to 1954--61", 74" & 80" twins, 1937 to 1952--45" solo-rear, 1941 to 1951--Servi-Car, front
40981-40	Wheel cpt., less tire (16")	--1937 to 1954--61", 74" & 80" twins, 1937 to 1952--45" solo-rear, 1941 to 1954--Servi-Car, front
	The above wheel also supplied with chrome rim under the number listed below:	
	40982-40 Spare wheel cpt. less tire - chrome rim	
43530-35	Wheel mounting socket screw (5 per wheel)	--1937 to 1954--all models except 45" front & Servi-Car rear
43531-35	Wheel mounting socket screw-oversize	--1937 to 1954--all models except 45" front & Servi-Cars-rear.
43540-36	Hub assembled	--1937 to 1954--all models except 45" front & Servi-Car-rear
43546-36	Hub shell only.	--1937 to 1954--all models except 45" front & Servi-Car-rear
43550-35	Roller bearing sleeve	--1937 to 1954--all models except 45" front & Servi-Car-rear
43552-39	Small retainer thrust washer.	--1939 to 1954--all models except 45" front & Servi-Car-rear
8523	Rivets for brake shell and spoke flange	--1941 to 1952--45" twins
43554-35	Thrust washer retaining lock ring (2 per hub)	--1937 to 1954--all models except 45" front & Servi-Cars-rear.
43556-35	Thrust bearing sleeve	--1937 to 1954--all models except 45" front & Servi-Cars-rear.

Part No.	NAME	Price Each	Used On
INTERCHANGEABLE WHEEL AND PARTS—Continued			
• 43571-35	Cork washer (large) (brake side).		--1937 to 1954--all models except 45" front & Servi-Cars-rear.
43574-35	Inner thrust bearing cover.		--1937 to 1954--all models except 45" front & Servi-Cars-rear.
43576-35	Inner thrust bearing cover gasket		--1937 to 1954--all models except 45" front & Servi-Cars-rear.
43578-35	Roller retainer (large) (brake side).		--1937 to 1954--all models except 45" front & Servi-Cars-rear.
• 9220	Roller (14)		--1937 to 1954--all models except 45" front & Servi-Cars-rear.
24721-30	Roller retainer, small.		--1937 to 1954--all models except 45" front & Servi-Cars-rear.
• 9220	Roller (12 per hub)		--1937 to 1954--all models except 45" front & Servi-Cars-rear.

FRONT AXLES AND FITTINGS^{gs}

43870-40	Front axle set, with bearing and cones.		--1941 to 1952--45" solo.
	Consists of:		
	26 8860	Front wheel hub bearing ball.	
	1 43617-30	Front wheel axle sleeve	
	1 43624-30	Front wheel hub bearing cone.	
	2 43630-30	Front wheel hub bearing cone spring ring. . .	
	1 43635-30	Front wheel hub bearing cone lock washer. . .	
	1 43871-30	Front wheel axle.	
	1 43885-30	Front wheel hub bearing cone lock nut	
• 43872-36	Front axle.		--1941 to 1954--Servi-Cars, 1937 to 1948--61", 74" & 80" twins
43875-48	Front axle.		--1949 to 1954--OHV
7811	Front axle nut.		--1941 to 1952--45" solo.
• 7923	Front axle nut.		--1941 to 1954--Servi-Car, 1937 to 1951--61", 74" & 80" twins
43882-36	Front axle sleeve (brake side).		--1937 to 1948--61", 74" & 80" twins.
43882-48	Front axle sleeve (brake side).		--1949 to 1954--OHV
• 43884-36	Front axle spacer		--1941 to 1954--Servi-Cars, 1937 to 1948--61", 74" & 80" twins
6591	Front axle plain washer		--1949 to 1954--Servi-Cars, 1937 to 1954--61", 74" & 80" twins
• 43886-30	Axle sleeve nut		--1937 to 1954--OHV

FRONT WHEEL BRAKE AND CONTROL PARTS

44097-41	Front brake assembly cpt.		--1941 to 1952--45" solo.
44097-36	Front brake assembly cpt.		--1937 to 1948--61", 74" & 80" twins.
44100-48	Front brake assembly cpt. (Not polished).		--1949 to 1954--OHV
44100-50	Front brake assembly cpt. (polished)		--1950 to 1954--OHV
44111-48	Front brake shell		--1949 to 1954--OHV
44113-36	Front brake shell		--1949 to 1954--sidecar only, 1937 to 1948--61", 74" & 80" twins, 1941 to 1954--Servi-Cars
44122-30	Front brake shell		--1941 to 1952--45" solo.
44141-49	Front brake side cover (Not polished).		--1949 to 1954--OHV
44141-50	Front brake side cover (Polished)		--1950 to 1954--OHV
44145-41	Front brake side cover.		--1941 to 1952--45" solo.
44146-41	Front brake side cover.		--1941 to 1954--Servi-Cars, 1941 to 1948--61", 74" & 80" twins
44165-48	Front brake grease deflector.		--1949 to 1954--OHV (with hydraulic fork)
44180-30	Brake side cover bushing.		--1941 to 1952--45" solo.

Part No.	NAME	Price Each	Used On
FRONT WHEEL BRAKE AND CONTROL PARTS—Continued			
44180-36	Brake side cover bushing.	--	1941 to 1954--Servi-Cars, 1937 to 1948--61", 74" & 80" twins
44182-36	Brake side hub washer, steel.	--	1941 to 1954--Servi-Cars, 1937 to 1948--61", 74" & 80" twins
44183-36	Brake side hub washer, cork	--	1941 to 1954--Servi-Cars, 1937 to 1948--61", 74" & 80" twins
44186-36	Brake side plate spring	--	1941 to 1954--Servi-Cars, 1937 to 1948--61", 74" & 80" twins
44210-40	Front brake shackle	--	1941 to 1954--Servi-Cars, 1940 to 1948--61", 74" & 80" twins
44211-40	Front brake shackle	--	1940 to 1952--45" solo.
44233-28	Front brake shackle bushing (2)	--	1940 to 1952--45" twins, 1953 & 1954-- Servi-Car, 1928 to 1948--61", 74" & 80" twins.
44225-30	Front brake shackle side cover stud	--	1940 to 1952--45" twins, 1953 & 1954-- Servi-Car, 1937 to 1948--61", 74" & 80" twins.
7809	Front brake shackle side cover stud nut	--	1940 to 1952--45" twins, 1953 & 1954-- Servi-Car, 1937 to 1948--61", 74" & 80" twins.
44226-36	Front brake shackle fork stud	--	1940 to 1952--45" twins, 1937 to 1948--61", 74" & 80" twins, 1953 & 1954-- Servi-Car.
6400	Front brake shackle fork stud washer	--	1940 to 1952--45" solo.
6408	Front brake shackle fork stud washer	--	1941 to 1954--Servi-Cars, 1937 to 1948--61", 74" & 80" twins
44229-40	Front brake shackle stud lock washer	--	1940 to 1954--Servi-Cars, 1940 to 1948--61", 74" & 80" twins
44231-38	Front brake shackle stud nut.	--	1940 to 1954--Servi-Car, 1937 to 1948--61", 74" & 80" twins
9851	Front brake shackle grease-nipple	--	1940 to 1954--Servi-Car, 1937 to 1948--61", 74" & 80" twins
44265-31	Brake operating shaft	--	1941 to 1952--45" solo.
44265-36	Brake operating shaft	--	1941 to 1954--Servi-Cars, 1937 to 1948--61", 74" & 80" twins
9852	Brake operating shaft grease nipple	--	1941 to 1952--45" solo.
44231-38	Brake operating shaft nipple extension.	--	1941 to 1952--twins, 1953 & 1954-- Servi-Cars
44250-29	Stabilizer center plate nipple extension.	--	1930 to 1952--45" solo.
9851	Grease fitting.	--	1938 to 1952--45" solo.
44270-36	Brake operating shaft washer.	--	1941 to 1954--Servi-Cars, 1937 to 1948--61", 74" & 80" twins
7789	Brake operating shaft nut	--	1941 to 1954--Servi-Cars, 1937 to 1948--61", 74" & 80" twins
41691-31	Brake operating shaft spring washer	--	1941 to 1954--Servi-Cars, 1937 to 1948--61", 74" & 80" twins
44307-31	Brake operating lever	--	1941 to 1952--45" solo.
44308-36	Brake operating lever	--	1941 to 1954--Servi-Cars, 1937 to 1948--61", 74" & 80" twins
44340-30	Stabilizer center plate	--	1941 to 1952--45" solo.
44342-29	Stabilizer cover.	--	1930 to 1952--45" solo.
44344-29	Stabilizer inner washer	--	1930 to 1952--45" solo.
44346-29	Stabilizer outer washer	--	1930 to 1952--45" solo.
44348-29	Stabilizer spring washer (1).	--	1930 to 1952--45" solo.
44350-30	Stabilizer collar stud (2).	--	1930 to 1952--45" solo.

Part No.	NAME	Price Each	Used On
FRONT WHEEL BRAKE AND CONTROL PARTS—Continued			
7620	Stabilizer stud nut (2)		--1930 to 1952--45" solo.
44401-49	Set of brake shoes and linings.		(Replaced by 44401-49A)
44401-49A	Set of brake shoes and linings.		--1949 to 1954--OHV
44402-36	Set of brake shoes and linings.		--1937 to 1948--(front), 1937 to 1954-- side cars only, 1941 to 1954--Servi-Cars
44402-40	Set of brake shoes & linings.		--1941 to 1952--45" solo.
	Consists of:		
	1 44405-31 Lower brake shoe & lining		
	1 44406-31 Upper brake shoe & lining		
	2 44486-28 Brake shoe spring		
44427-35	Set brake linings and rivets.		--1941 to 1952--45" solo.
41841-31	Brake lining rivet.		--1931 to 1954--all models.
44432-49	Set of brake linings and rivets		--1949 to 1953--OHV
44432-54	Set of brake linings & rivets		--1954--74" OHV
44433-39	Set front brake linings and rivets		--1941 to 1954--Servi-Cars, 1939 to 1948-- 61", 74" & 80" twins
44448-48	Brake shoe pivot stud		--1949 to 1954--OHV
44449-36	Brake shoe pivot stud		--1941 to 1954--Servi-Cars, 1937 to 1948--61", 74" & 80" twins
44450-35	Brake shoe pivot stud		--1941 to 1952--45" solo.
7835	Brake shoe pivot stud nut		--1937 to 1954--61", 74" & 80" twins, 1941 to 1952--45" solo
44454-48	Brake shoe pivot stud washer.		--1949 to 1954--OHV
44475-35	Brake shoe pivot stud plate		--1941 to 1954--Servi-Cars, 1937 to 1948--61", 74" & 80" twins
44476-35	Brake shoe pivot stud plate		--1941 to 1952--45" solo.
44484-35	Brake shoe spring (2)		--1941 to 1954--Servi-Cars.
44486-28	Brake shoe spring (2)		--1941 to 1952--45" solo.
44490-48	Front brake cam lever cpt		--1949 to 1954--OHV
44499-48	Front brake cam stud.		--1949 to 1954--OHV
44505-48	Front brake cam lever bushing		--1949 to 1954--OHV
44524-51	Front brake lever clevis pin.		--1951 to 1954--Servi-Cars.
44525-49	Front brake cam lever clevis pin.		--1949 to 1954--OHV
6375	Front brake cam lever washer.		--1949 to 1954--OHV
45001-51	Hand lever and lock cpt		--1951 to 1954--Servi-Cars.
45001-52	Front brake hand lever and cable cpt.		--1952 to 1954--OHV (footshift) (Speedster Bars)
45001-53	Front brake hand lever & cable cpt.		--1953 & 1954--74" OHV (footshift) (Long Bars).
45002-41	Hand lever and bracket cpt.		--1941 to 1954--all models except 1951 to 1954--Servi-Cars.
45016-51	Brake hand lever.		--1951 to 1954--Servi-Cars.
45017-41	Brake hand lever.		--1941 to 1954--all models except 1951 to 1954--Servi-Car
45020-51	Hand lever bracket.		--1951 to 1954--Servi-Car
45023-41	Hand lever bracket.		--1941 to 1954--all models except 1951 to 1954--Servi-Car
45030-28	Bracket clamp		--1928 to 1954--all models.
1214	Bracket clamp screw (2)		--1941 to 1954--all models.
7620	Bracket clamp screw nut		--1941 to 1954--all models.
45031-41	Hand lever pivot screw.		--1941 to 1954--all models.
7691	Hand lever pivot screw nut.		--1941 to 1954--all models.
45033-41	Hand lever clamp bushing.		--1941 to 1948--all models. --1949 to 1954--all models except 1951 to 1954--Servi-Car.
45033-49	Hand lever clamp bushing.		--1941 to 1954--all models.
6543	Brake hand lever washer		--1941 to 1954--all models.
45036-51	Hand lever pin.		--1951 to 1954--Servi-Cars.
9980	Handlebar clip.		--1938 to 1954--all models.
2775	Handlebar clip bolt		--1928 to 1954--all models.
7691	Handlebar clip bolt nut		--1928 to 1954--all models.
45040-51	Front brake lock pawl ring.		--1951 to 1954--Servi-Cars.

Part No.	NAME	Price Each	Used On
FRONT WHEEL BRAKE AND CONTROL PARTS—Continued			
45045-51	Front brake lock pawl		--1951 to 1954--Servi-Cars.
45047-51	Front brake lock pawl spring. . .		--1951 to 1954--Servi-Cars.
45049-51	Front brake lock pawl plate . . .		--1951 to 1954--Servi-Cars.
45073-51	Control coil assembly		--1951--all models.
45077-49	Control coil assembly		--1949 to 1950--OHV
45079-52	Front brake control coil.		--1952 to 1954--OHV (footshift)
45085-30	Control coil assembly		--Later 1930 to 1952--45" twins, 1930 to 1948--61", 74" & 80" twins.
45102-39	Control coil oil cup kit.		--1939 to 1952--45" solo, 1939 to 1948-- 61", 74" & 80" twins
	Consists of:		
	1 1190 Control coil oil cup body screw		
	1 7638 Control coil oil cup body screw nut		
	1 45103-39 Control coil oil cup body		
	1 45105-39 Control coil oil cup plunger.		
	1 45107-39 Control coil oil cup spring		
45109-30	Control coil ferrule (2).		--Later 1930 to 1952--45" twins, 1953 & 1954--Servi-Car, 1930 to 1948--61", 74" & 80" twins.
45109-49	Control coil ferrule (2).		--1949 to 1954--all models.
45111-41	Felt packing washer		--1941 to 1952--45" twins, 1941 to 1948-- 61", 74" & 80" twins
9967	Coil clip		--1930 to 1952--45" twins, 1953 & 1954-- Servi-Car.
9968	Coil clip, to fork.		--1937 to 1952--45" twins, 1953 & 1954-- Servi-Car, 1937 to 1948--61", 74" & 80" twins.
1190	Coil clip screw		--1937 to 1948--61", 74" & 80" twins.
9974	Control coil clamp.		--1940 to 1952--45" twins
45111-51	Control coil felt packing		--1951 to 1954--Servi-Cars.
45135-53	Front brake control cable		--1953 & 1954--OHV (footshift) (Long Bars).
45144-51	Front brake control cable		--1951 to 1954--all models (Speedster Bars).
45150-49	Front brake control cable		--1949 & 1950--OHV.
45153-28	Control cable		--1928 to 1952--45" twins, 1928 to 1948-- 61", 74" & 80" twins
45158-15	Control cable end		--1928 to 1952--45" twins, 1928 to 1948-- 61", 74" & 80" twins
45159-49	Control coil adjusting screw. . .		--1949--OHV
45159-50	Control coil adjusting screw. . .		--1950 to 1954--OHV
45162-41	Control coil adjusting screw. . .		--1941 to 1952--45" solo, 1941 to 1948-- 61", 74" & 80" twins
45162-51	Front brake adjusting screw . . .		--1951 to 1954--Servi-Cars.
7748	Control coil adjusting screw nut. .		--1941 to 1952--45" twins, 1941 to 1948-- 61", 74" & 80" twins
7675	Control coil adjusting screw nut. .		--1949--OHV
7744	Control coil adjusting screw nut. .		--1950 to 1954--OHV
45172-28	Control cable lower connection. . .		--1928 to 1950--45" twins, 1928 to 1948-- 61", 74" & 80" twins
45174-51	Front brake cable clevis.		--1951 to 1954--Servi-Cars.
7725	Front brake cable clevis nut. . .		--1951 to 1954--Servi-Cars.
45175-49	Front brake cable clevis.		--1949 to 1954--OHV
45182-29	Lower connection clamp nut. . . .		--1929 to 1952--45" twins, 1929 to 1948-- 61", 74" & 80" twins
490	Clevis pin.		--1928 to 1952--45" twins, 1928 to 1950-- 61", 74" & 80" twins
6220	Clevis pin washer		--1928 to 1954--all models.
45202-50	Front brake cable tube.		--1949 to 1954--OHV
45205-49	Front brake cable tube fitting. . .		--1949 to 1954--OHV
45207-49	Front brake cable tube seat . . .		--1949 to 1954--OHV
45210-49	Front brake cable tube bushing. . .		--1949--OHV
45216-49	Front brake cable clevis clamp. . .		--1949 to 1954--OHV & 1951 to 1954-- Servi-Car.
7725	Front brake clevis clamp nut. . . .		--1949 to 1954--OHV

Part No.	NAME	Price Each	Used On
FRONT WHEEL BRAKE AND CONTROL PARTS—Continued			
45217-49	Front brake cable tube clip . . .	--1949--OHV	
45217-50	Front brake cable tube clip . . .	Replaced by 9963.	
9963	Front brake cable tube clip . . .	--1950 to 1954--OHV	
2675	Cable tube clip screw	--1949 to 1954--OHV	

SPRING FORK GROUP

45515-36	Set of forks cpt. (black)	--1937 to early 1946--61", 74" & 80" twins.	
45515-46	Set of forks cpt, (black)	--Later 1946 to 1948--61", 74" & 80" twins (solo model only).	
45516-46	Set of forks cpt. (black)	--Later 1947 to 1948--61", 74" & 80" twins (side cars only)	
45517-40	Set of forks cpt. (black)	--1940 to 1952--45" twins, solo	
45518-41	Set of forks cpt. (black)	--1941 to 1954--Servi-Cars, 1942 & 1943-45--Model WLC	
45525-36	Rigid fork (black).	--1937 to early 1946--61", 74" & 80" twins.	
45525-46	Rigid fork (black).	--Later 1946 to 1948--61", 74" & 80" twins.	
45526-40	Rigid fork (black).	--1940 to 1952--45" twins, solo	
45527-40	Rigid fork (see note following)	1940 to 1941--45 Model WLA.	
45527-41	Rigid fork (black).	--1941 to 1954--Servi-Cars, 1942 & 1943--45" Model WLC.	
45609-36	Spring fork (black)	--1941 to 1954--Servi-Cars, 1942 & 1943--Model WLC 1937 to 1948--61", 74" & 80" twins.	
45610-40	Spring fork (black)	--1940 to 1952--45" twins, solo	
45611-40	Spring fork (see note following).	1940 & 1941--45" Model WLA.	

NOTE: When either Fork (45527-40 Rigid, or 45611-40 Spring) is requested for repair, replace the following three parts. These part numbers provide the necessary change-over to install the 1942 style shorter forks on previous WLA models:

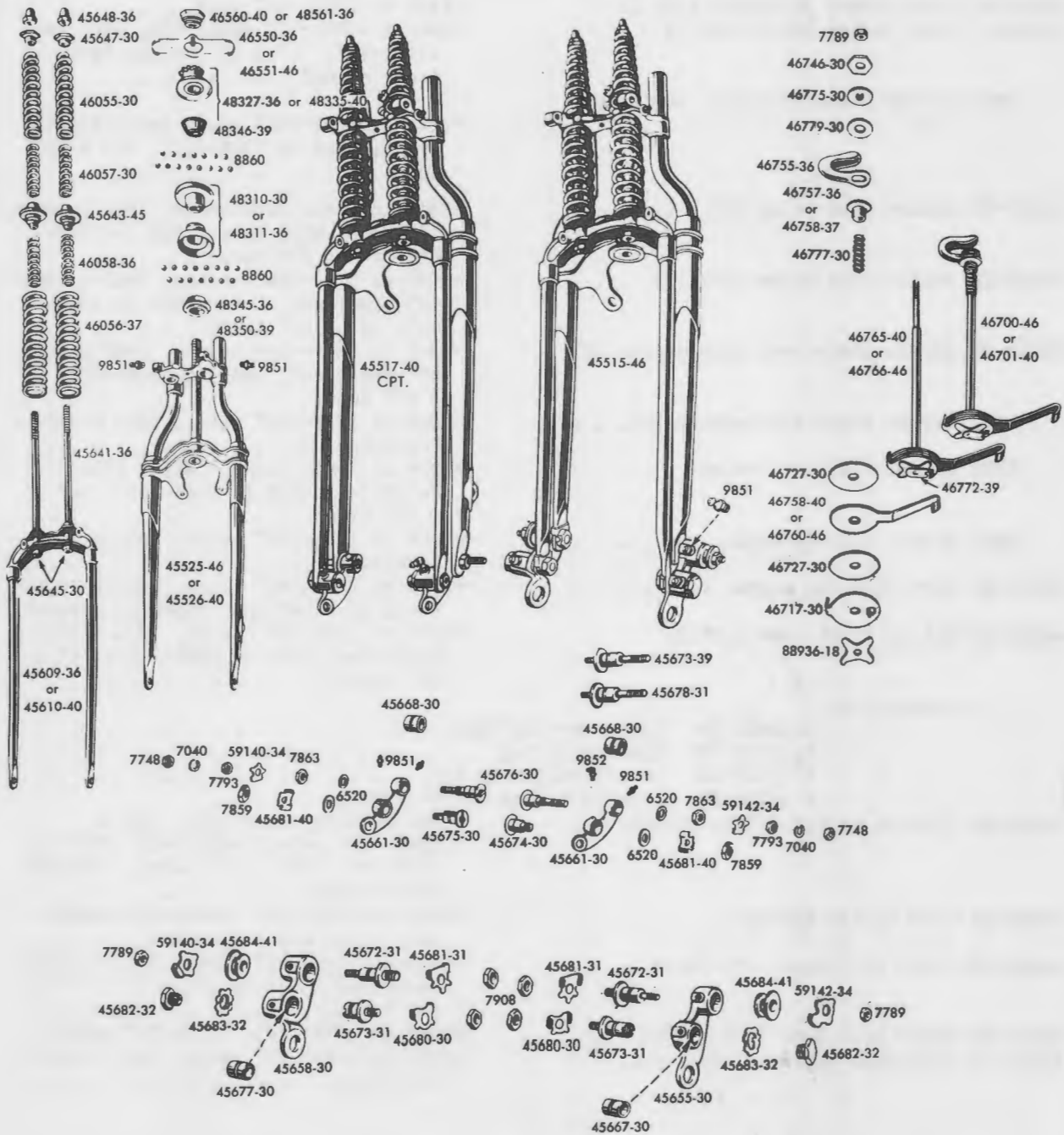
	1 45526-40 Rigid fork.	
	1 45610-40 Spring fork	
	1 69120-36 Horn lower bracket.	
45641-36	Spring rod.	--1940 to 1952--45" twins, 1953 & 1954--Servi-Cars 1937 to 1948--61", 74" & 80" twins.
45643-31	Spring rod bushing.	--1931 to 1945--all twins
45643-45	Spring rod bushing.	--1946 to 1952--45" twins, 1953 & 1954--Servi-Cars, 1946 to 1948--61", 74" & 80" twins.
45645-30	Spring rod nut, lower end (2)	--1930 to 1952--45" twins, 1953 & 1954--Servi-Cars, 1930 to 1948--61", 74" & 80" twins.
45648-36	Spring rod lock nut (2)	--1936 to 1952--45" twins, 1953 & 1954--Servi-Car, 1936 to 1948--61", 74" & 80" twins.
45647-30	Spring rod nut, upper end	--1930 to 1952--45" twins, 1953 & 1954--Servi-Car, 1930 to 1948--61", 74" & 80" twins.
45655-30	Left rocker plate	--1941 to 1954--Servi-Cars, 1942 & 1943--45" Model WLC, 1930 to 1948--61", 74" & 80" twins.
45658-30	Right rocker plate.	--1941 to 1954--Servi-Cars, 1942 & 1943--45" Model WLC, 1930 to 1948--61", 74" & 80" twins.
45661-30	Rocker plate.	--1930 to 1952--45" twins

Part No.	NAME	Price Each	Used On
----------	------	------------	---------

SPRING FORK GROUP—Continued

45670-36 Set of rocker plate studs and bushings --1930 to 1952--45" sold.
 Consists of:

4	6520	Front rocker plate stud washer.
2	7793	Rear rocker plate stud nut.
2	7859	Rear rocker plate stud nut, large
2	7863	Rear stud spacer nut.
4	45668-30	Rocker plate stud bushing
1	45674-30	Left front rocker plate stud.
1	45675-30	Right front rocker plate stud
2	45676-30	Rear rocker plate stud.
2	45680-30	Front rocker plate stud nut lock.
2	45681-40	Front rocker plate stud nut lock.



FRONT FORK — HEAD FITTINGS — STEERING DAMPER

Part No.	NAME	Price Each	Used On
SPRING FORK GROUP—Continued			
• 45671-36	Set of rocker plate studs and bushings		--1941 to 1954--Servi-Cars, 1942 & 1943--45" model WLC, 1937 to 1948--61", 74" & 80" twins.
	Consists of:		
	2 7789 Rocker plate stud nut		
	4 7908 Rocker plate stud nut, inside		
	4 45667-30 Rocker plate stud bushing		
	2 45672-31 Rear rocker plate stud.		
	2 45673-31 Front rocker plate stud		
	2 45680-30 Front rocker plate stud nut lock.		
	2 45681-31 Rear rocker plate stud nut lock.		
45673-39	Towbar stud (2)		--1940 to 1954--Servi-Cars, 1940 to 1948--61", 74" & 80" twins
45677-30	Front stand or towbar stud (2).		--1930 to 1952--45" solo.
45678-31	Rear rocker plate stud (2).		--1942 & 1943--45" model WLC, 1931 to 1948--61", 74" & 80" twins, (with front stand)
7809	Rocker plate stud nut, castellated.		--1931 to 1952--45" twins (with front stand) 1931 to 1948--61", 74" & 80" twins.
45682-32	Rocker stud screw (2)		--1941 to 1954--Servi-Cars, 1942 & 1943--45" model WLC, Later 1932 to 1948--61", 74" & 80" twins
45683-32	Rocker stud screw lock (2).		--1941 to 1954--Servi-Cars, 1942 & 1943--45" model WLC, Later 1932 to 1948--61", 74" & 80" twins
45684-41	Rocker plate rear stud spacer (2)		--1941 to 1954--Servi-Cars, 1942 & 1943--45" model WLC, 1941 to 1948--61", 74" & 80" twins.
6520	Rocker plate stud washer (4).		--1930 to 1952--45" twins, 1953 & 1954--Servi-Car.
9851	Grease fitting-straight		--1938 to 1952--twins, 1953 & 1954--Servi-Car, 1938 to 1948--61", 74" & 80" twins.
9852	Grease fitting-angle.		--1938 to 1952--45" twins, 1953 & 1954--Servi-Car.
45571-40	Fork stem cap screw		--1940 to 1952--45" twins, 1953 & 1954--Servi-Cars (without steering damper)
• 46053-36	Set of front fork springs		--1940 to 1952--45" twins, 1953 & 1954--Servi-Car, 1937 to 1948--61", 74" & 80" twins.
	Consists of:		
	2 46055-30 Upper fork spring		
	2 46056-37 Cushion spring.		
	2 46057-30 Recoil bumper spring.		
	2 46058-36 Cushion spring buffer spring.		
46059-39	Cushion spring buffer spring.		--1939 to 1954--Servi-Car, 1942 & 1943--45" twins, model WLC, 1939 to 1948--61", 74" & 80" twins, (Sidecar models only)
46060-48	Fork buffer spring.		--1948 to 1952--45" twins, solo models only using shock absorber.
46550-36	Upper head cone lock plate.		--1940 to 1952--45" twins, 1953 & 1954--Servi-Car, 1937 to 1945--61", 74" & 80" twins.
46551-46	Upper head cone lock plate.		--1946 to 1948--61", 74" & 80" twins.
• 46560-40	Handlebar and cone clamp nut.		--1940 to 1952--45" twins, 1953 & 1954--Servi-Car.

Part No.	NAME	Price Each	Used On
STEERING DAMPER AND PARTS (Spring Fork Models)			
46700-41	Steering damper assembly cpt. . . .		--1941 to 1945--61", 74" & 80" twins. . . .
46700-46	Steering damper assembly cpt. . . .		--1946 to 1948--61", 74" & 80" twins. . . .
46701-40	Steering damper assembly cpt. . . .		--1940 to 1952--45" twins, 1953 & 1954-- Servi-Cars
46717-30	Steel disc.		--1930 to 1952--45" twins, 1953 & 1954-- Servi-Cars, 1930 to 1948--61", 74" & 80" twins.
46727-30	Fibre friction washer (2)		--1930 to 1952--45" twins, 1953 & 1954-- Servi-Cars, 1930 to 1948--61", 74" & 80" twins.
46746-30	Adjusting nut		--1930 to 1952--45" twins, 1953 & 1954-- Servi-Cars, 1930 to 1948--61", 74" & 80" twins.
7789	Rod lock nut.		--1930 to 1952--45" twins, 1953 & 1954-- Servi-Cars, 1930 to 1948--61", 74" & 80" twins.
46755-36	Steering damper lever		--1940 to 1952--45" twins, 1953 & 1954-- Servi-Cars, 1937 to 1948--61", 74" & 80" twins.
46757-36	Steering damper screw		--1937 to 1948--61", 74" & 80" twins. . . .
46758-37	Steering damper screw		--1937 to 1952--45" twins, 1953 & 1954-- Servi-Cars
46758-40	Frame head bracket.		--1940 to 1952--45" twins, 1953 & 1954-- Servi-Cars
46760-41	Frame head bracket.		--1941 to 1945--61", 74" & 80" twins. . . .
46760-46	Steering damper rigid disc.		--1946 to 1948--61", 74" & 80" twins. . . .
46765-40	Steering damper rod and friction plate.		--1940 to 1952--45" twins, 1953 & 1954-- Servi-Cars
46766-41	Steering damper rod and friction plate.		--1941 to 1945--61", 74" & 80" twins. . . .
46766-46	Steering damper rod and friction plate.		--1946 to 1948--61", 74" & 80" twins. . . .
46772-39	Steering damper rod plate		--1939 to 1952--45" twins, 1953 & 1954-- Servi-Cars, 1939 to 1948--61", 74" & 80" twins.
46775-30	Adjusting washer.		--1930 to 1952--45" twins, 1953 & 1954-- Servi-Cars, 1930 to 1948--61", 74" & 80" twins.
46777-30	Release spring.		--1930 to 1952--45" twins, 1953 & 1954-- Servi-Cars, 1930 to 1948--61", 74" & 80" twins.
46779-30	Steering damper bakelite washer		--1930 to 1952--45" twins, 1953 & 1954-- Servi-Cars, 1930 to 1948--61", 74" & 80" twins.
88936-18	Spider friction washer.		--1937 to 1952--45" twins, 1953 & 1954-- Servi-Cars, 1937 to 1948--61", 74" & 80" twins.

1949 to 1954—HYDRA-GLIDE FORK PARTS

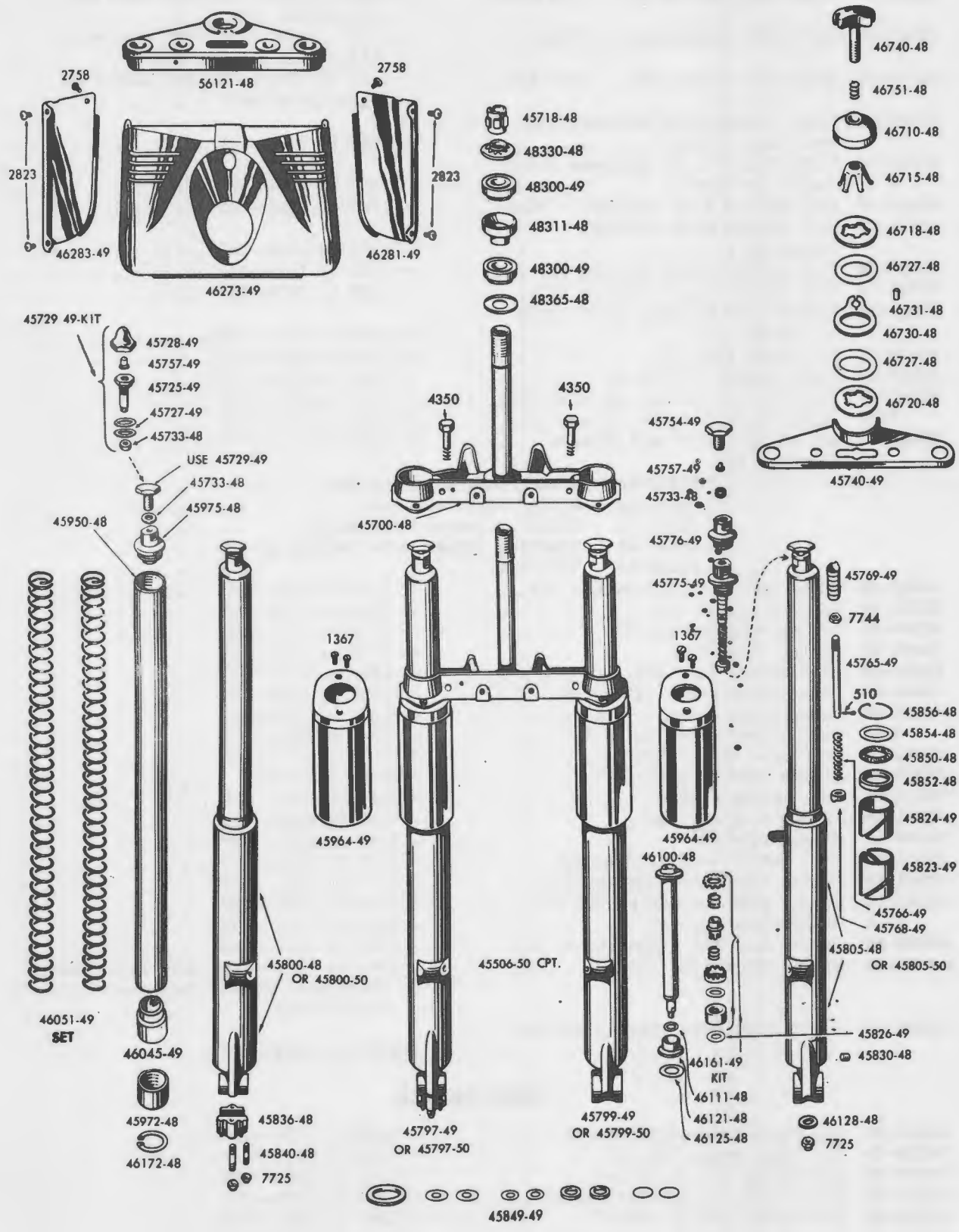
45506-49	Set of forks cpt. (Chrome covers & black sliders)		--1949 to 1954--OHV twins (Not used with adjustable fork)
45506-50	Set of forks cpt. (Chrome covers & polished sliders).		--1950 to 1954--OHV twins (Not used with adjustable fork)
45512-50	Set of forks cpt. adjustable (chrome covers and polished sliders)		--1950 to 1954--sidecar models only

Part No.	NAME	Price Each	Used On
FORK BRACKET			
45697-50A	Fork bracket with stem.		--1950 to 1954--OHV twins (Used with adjustable fork)
45700-48	Fork bracket with stem.		--1949 to 1954--OHV (Not used with adjustable fork)
45708-50	Fork bracket.		--1950 to 1954--OHV (Used with adjustable fork).
45710-48	Fork bracket clamping stud (2). . .		Replaced by 4350.
4350	Fork bracket clamping stud (2). . .		--1949 to 1954--OHV (Not used with adjustable fork)
7804	Fork bracket clamping stud nut (2).		--1949--OHV (Not used with adjustable fork).
45710-50	Fork bracket bolt washer (2). . .		(Replaced by 45710-50A)
45710-50A	Fork bracket bolt washers		--1950 to 1954--OHV (Used only with adjustable fork)
45711-50	Fork bracket bolt (2)		Replaced by 45711-51.
45711-51	Fork bracket bolt		--1950 to 1954--OHV (Used only with adjustable fork)
45718-48	Fork stem nut		--1949 to 1954--OHV
45725-49	Fork upper bracket bolt		--Early 1949--OHV
45727-49	Fork upper bracket bolt shim. . .		--Early 1949--OHV
45728-49	Fork upper bracket bolt cover . . .		--Early 1949--OHV
45729-49	Fork upper bracket bolt kit		--Early 1949--OHV
45733-48	Tube plug oil seal (2).		--1949 to 1954--OHV
45730-48	Tube plug cap bolt (2).		Use 45729-49.
45740-49	Fork upper bracket cover (chrome)		--1949 to 1954--OHV (Not used with adjustable fork)
45741-50	Fork upper bracket cover (chrome)		--1950 to 1954--OHV (Used only with adjustable fork)
45752-50	Fork upper bracket bolt washer (2).		--1950 to 1954--OHV (Used only with adjustable fork)
45753-50	Fork upper bracket bolt (2)		--1950 to 1954--OHV (Used only with adjustable fork)
45754-49	Fork upper bracket bolt and valve cpt.		--1949 to 1954--OHV (Not used with adjustable fork)
45757-49	Fork breather valve cpt		--1949 to 1954--OHV
45765-49	Fork baffle stud.		--1949 to 1954--OHV
45766-49	Fork baffle stud spring		--1949 to 1954--OHV
45768-49	Fork lower baffle cup		--1949 to 1954--OHV
45769-49	Fork upper baffle cup		--1949 to 1954--OHV
45775-49	Slider tube plug cpt.		--1949 to 1954--OHV (Not used with adjustable fork)
45775-50	Slider tube plug cpt.		--1950 to 1954--OHV (Adjustable fork only).
45776-49	Fork tube plug.		--1949 to 1954--OHV (Not used with adjustable fork)
45777-50	Fork tube plug.		--1950 to 1954--OHV (Adjustable fork only).
7744	Fork tube plug lock nut		--1949 to 1954--OHV
45778-50	Fork filler screw and valve cpt . .		--1950 to 1954--OHV (Adjustable fork only).
6649	Fork filler screw washer (12) . . .		--1950 to 1954--OHV (Adjustable fork only).

FORK SLIDERS AND TUBES

45793-50	Right fork slider cpt. - polished		--1950 to 1954--OHV (for adjustable fork)
45794-50	Left fork slider cpt. - polished.		--1950 to 1954--OHV (for adjustable fork)
45975-50	Right fork slider cpt. - black. . .		--1950 to 1954--OHV (for adjustable fork)
45796-50	Left fork slider cpt. - black . . .		--1950 to 1954--OHV (for adjustable fork)
45797-49	Right fork slider cpt. - black. . .		--1949 to 1954--OHV (Not used with adjustable fork)

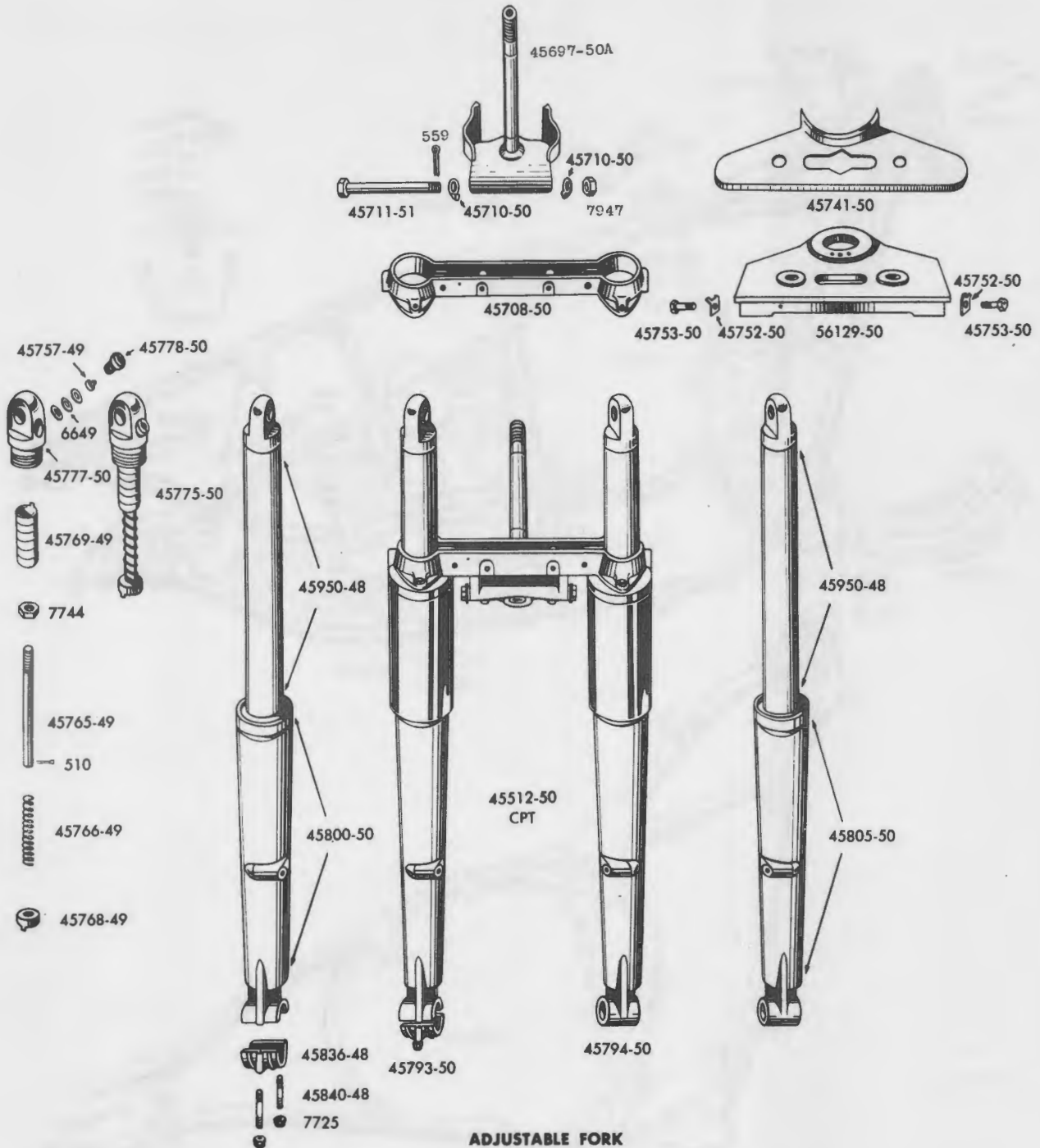
Part No.	NAME	Price Each	Used On
----------	------	------------	---------



HYDRA-GLIDE — FORK PARTS

Part No.	NAME	Price Each	Used On
FORK SLIDERS AND TUBES—Continued			
45797-50	Right fork slider cpt. - polished	--1950 to 1954--	OHV (Not used with adjustable fork)
45799-49	Left fork slider cpt. - black . .	--1949 to 1954--	OHV (Not used with adjustable fork)
45799-50	Left fork slider cpt. - polished.	--1950 to 1954--	OHV (Not used with adjustable fork)
45800-48	Right slider with bushings and end cap - black.	--1949 to 1954--	OHV
45800-50	Right slider with bushings & end cap - polished	--1950 to 1954--	OHV
45805-48	Left slider with bushings - black	--1949 to 1954--	OHV
45805-50	Left slider with bushings - polished	--1950 to 1954--	OHV
45823-49	Fork slider lower bushing (2) . .	--1949 to 1954--	OHV
45824-49	Fork slider upper bushing (2) . .	--1949 to 1954--	OHV
45826-49	Fork slider bushing spacer shim (1 to 6)	--1949 to 1954--	OHV
45830-48	Oil drain plug (2).	--1949 to 1954--	OHV
45836-48	Right slider bottom cap	--1949 to 1954--	OHV
45840-48	Right slider bottom cap stud (2).	--1949 to 1954--	OHV
7725	Right slider bottom cap nut (2) .	--1949 to 1954--	OHV
45849-49	Set of oil seals and gaskets. . .	--1949 to 1954--	OHV
	Consists of:		
	2 45733-48	Slider tube plug oil seal	
	2 45852-48	Slider upper oil seal	
	2 46111-48	Steering damper tube gasket	
	2 46125-48	Steering damper tube bushing gasket	
	2 96200-49	"O" ring.	
45850-48	Upper oil seal felt washer (2). .	--1949 to 1954--	OHV
45852-48	Upper oil seal (2).	--1949 to 1954--	OHV
45854-48	Spring ring washer (2).	--1949 to 1954--	OHV
45856-48	Spring ring (2)	--1949 to 1954--	OHV
45950-48	Fork slider tube (2).	--1949 to 1954--	OHV
45964-49	Fork slider cover, stainless (2).	--1949 to 1954--	OHV
45965-48	Fork slider cover, black (2). . .	--1949 to 1954--	OHV
1367	Fork slider cover screw (4) . . .	--1949 to 1954--	OHV
45972-48	Fork tube taper bushing	--1949 to 1954--	OHV
45975-48	Slider tube plug (2).	-- Early 1949	OHV.
46045-49	Fork spring spacer.	--1950 to 1954--	OHV
46051-49	Set of fork springs	--1949 to 1954--	OHV
46100-48	Damper tube (2)	--1949 to 1954--	OHV
46111-48	Fork damper tube stud gasket. . .	--1949 to 1954--	OHV
46121-48	Damper tube lower bushing (2) . .	--1949 to 1954--	OHV
46125-48	Damper tube bushing gasket (2). .	--1949 to 1954--	OHV
7725	Damper tube nut (2)	--1949 to 1954--	OHV
46128-48	Damper tube nut plain washer (2).	--1949 to 1954--	OHV
46161-49	Damper tube valve kit (2)	--1949 to 1954--	Fits only late damper tubes with square corner-no radius on valve seat).
46172-48	Slider tube snap ring (lower end) (2).	--1949 to 1954--	OHV
FORK PANELS			
46273-49	Top front panel (Stainless) . . .	--1949 to 1954--	OHV
46274-49	Top front panel (Black)	--1949 to 1954--	OHV
46280-48	Back panel - L.H. (Black)	--1949 to 1954--	OHV
46281-49	Back panel - L.H. (Stainless) . . .	--1949 to 1954--	OHV
46282-48	Back panel - R.H. (Black)	--1949 to 1954--	OHV
46283-49	Back panel - R.H. (Stainless) . . .	--1949 to 1954--	OHV
2823	Side panel screw (4).	--1949 to 1954--	OHV
2758	Back panel screw (2).	--1949 to 1954--	OHV

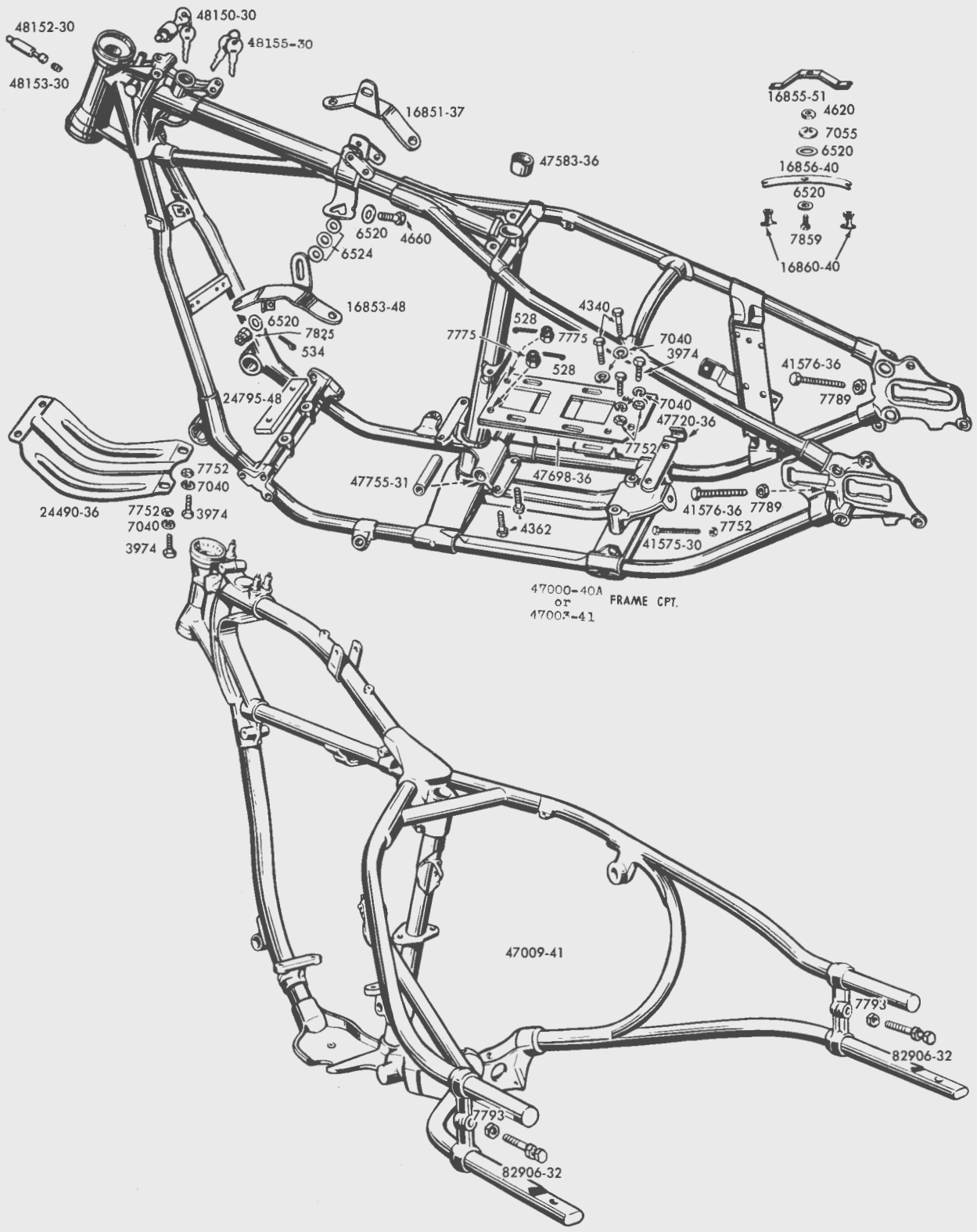
Part No.	NAME	Price Each	Used On
----------	------	------------	---------



STEERING DAMPER GROUP—1949 to 1954

46700-49	Steering damper cpt	--1949 to 1954--OHV
46710-48	Steering damper spider spring cover.	--1949 to 1954--OHV
46715-48	Steering damper spider spring	--1949 to 1954--OHV
46718-48	Steering damper pressure disc	--1949 to 1954--OHV
46720-48	Steering damper lower pressure disc	--1949 to 1954--OHV
46727-48	Steering damper friction washer (2).	--1949 to 1954--OHV
46730-48	Steering damper anchor plate.	--1949 to 1954--OHV
46731-48	Anchor plate pin.	--1949 to 1954--OHV
46740-48	Steering damper adjusting screw	--1949 to 1954--OHV
46751-48	Steering damper adjusting screw spring	--1949 to 1954--OHV

Part No.	NAME	Price Each	Used On
----------	------	------------	---------



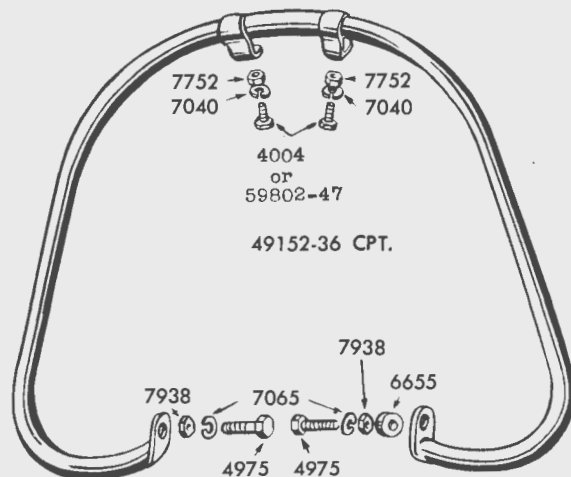
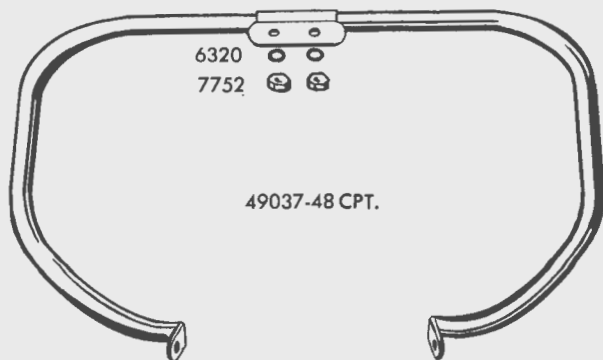
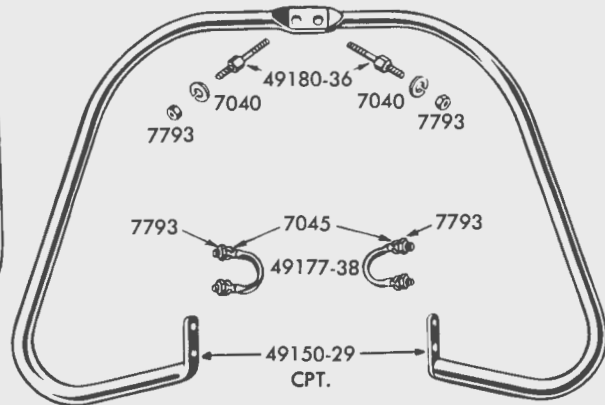
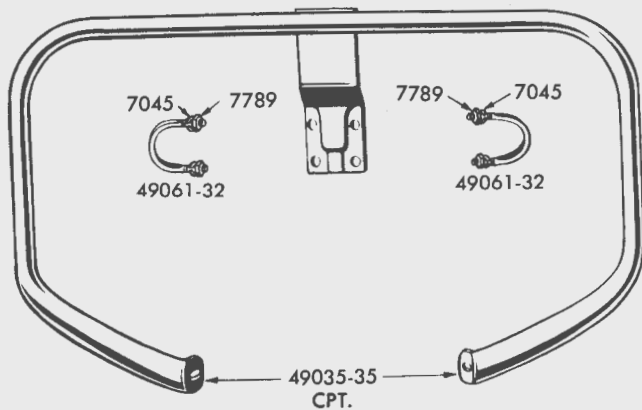
FRAME & FITTINGS

Part No.	NAME	Price Each	Used On
FRAME AND FITTINGS			
* 47000-40A	Frame (Black)	--1940 to 1954--61", 74" & 80" twins.	
47003-41	Frame (Black)	1941 to 1952--45" twins	
47009-41	Frame (Black)	--1941 to 1954--Servi-Cars.	
47375-52	Tool box mounting bracket	--1952 to 1954--OHV	
47386-41	Tool box mounting bracket	--1940 to 1951--61", 74" & 80" twins.	
47583-36	Seat post bushing	--1937 to 1954--61", 74" & 80" twins.	
47698-36	Transmission sub-mounting base plate.	--1937 to 1954--61", 74" & 80" twins.	
4362	Sub-mounting plate front bolt (2)	--1937 to 1954--61", 74" & 80" twins.	
7809	Front bolt nut (2).	--1937 to 1948--61", 74" & 80" twins.	
7775	Front bolt nut (2).	--1949 to 1954--OHV	
4340	Sub-mounting plate rear bolt (2).	--1937 to 1954--61", 74" & 80" twins.	
24490-36	Crank case guard.	--1937 to 1954--61", 74" & 80" twins.	
3974	Crankcase guard rear bolt (2) . .	--1937 to 1954--61", 74" & 80" twins.	
7752	Guard rear bolt nut (2)	--1937 to 1954--61", 74" & 80" twins.	
47720-36	Transmission adjusting screw support	--1937 to 1954--61", 74" & 80" twins.	
3974	Support to mounting plate adjusting bolt (2)	--1937 to 1954--61", 74" & 80" twins.	
7752	Adjusting support bolt nut (2). .	--1937 to 1954--61", 74" & 80" twins.	
* 47755-31	Brake crossover shaft bushing (2)	--1937 to 1954--61", 74" & 80" twins.	
9852	Grease fitting - angle (brake shaft)	--1938 to 1954--61", 74" & 80" twins.	
HEAD FITTINGS			
48150-30	Steering head lock.	--1948 to 1954--61" & 74" twins	
48152-30	Steering head lock plunger.	--1948 to 1954--61" & 74" twins	
48153-30	Steering head lock plunger spring	--1948 to 1954--61" & 74" twins	
48154-30	Steering head lock pin.	--1948 to 1954--61" & 74" twins	
48155-30	Head lock key (Specify letter & number).	--1948 to 1954--61" & 74" twins	
48300-49	Head bearing cpt. (2)	--1949 to 1954--OHV	
48302-49	Head bearing spacer	--1949--OHV (Side car models)	
48311-48	Head cup (2).	--1949 to 1954--OHV	
* 48315-48	Head bearing cup (Timken) (2) . .	--1949 to 1954--OHV	
48330-48	Upper head bearing seat	--1949 to 1954--OHV	
* 48301-40	Set of head cups, cones and bearings	--1940 to 1952--45" twins, 1953 & 1954--Servi-Cars	
	Consists of:		
	30 - 8860 Head cup ball		
	2 - 48310-30 Head cup, upper and lower		
	1 - 48335-40 Upper head cone		
	1 - 48350-39 Lower head cone		
* 48325-36	Set of head cups, cones and bearings	--1937 to 1948--61", 74" & 80" twins.	
	Consists of:		
	34 - 8860 Head cup balls.		
	2 - 48311-36 Head cup, upper & lower		
	1 - 48327-36 Upper head cone assembly.		
	1 - 48345-36 Lower head cone assembly.		
* 48345-38	Upper and lower head cone	--1937 to 1948--61", 74" & 80" twins.	
* 48350-39	Lower head cone (race and body) . .	--1930 to 1952--45" twins, 1953 & 1954--Servi-Cars	
* 48346-39	Upper or lower head cone (race only).	--1939 to 1952--45" twins, 1953 & 1954--Servi-Cars	
* 48361-38	Head cone bearing guard	--1938 to 1948--61", 74" & 80" twins.	
* 48363-40	Head cone bearing guard	--1940 to 1952--45" twins, 1953 & 1954--Servi-Cars	
48365-48	Lower head bearing guard.	--1949 to 1954--OHV	
* 46561-36	Handlebar and cone clamp nut. . .	--1937 to 1948--61", 74" & 80" twins.	

Part No.	NAME	Price Each	Used On
----------	------	------------	---------

SAFETY GUARDS AND FITTINGS

49035-35	Front safety guard - black. . . .		--1932 to 1952--45" twins, 1953 & 1954--Servi-Cars
49036-35	Front safety guard - chrome		--1932 to 1952--45" twins, 1953 & 1954--Servi-Cars
49037-36	Front safety guard - black. . . .		--1937 to 1947--61", 74" & 80" twins. . . .
49037-48	Front safety guard with fittings - black.		--1948 to 1954--61" & 74" twins
49038-48	Front safety guard with fittings - chrome		--1948 to 1954--61" & 74" twins
49059-48	Front safety guard spacer (2)		--1948 to 1950--61" & 74" twins
49061-32	Safety guard U-bolt with nut & lock washer.		--1932 to 1952--45" twins, 1953 & 1954--Servi-Cars
7789	Safety guard U-bolt nut (4)		--1932 to 1952--45" twins, 1953 & 1954--Servi-Cars
49064-36	Safety guard U-bolt		--1937 to 1947--61", 74" & 80" twins. . . .
7793	Safety guard U-bolt nut (4)		--1937 to 1947--61", 74" & 80" twins. . . .
4000	Front safety guard bolt (2)		--1951 to 1954--OHV
4051	Front safety guard bolt (2)		--1948 to 1950--61" & 74" twins
6320	Front safety guard bolt washer (2).		--1948 to 1954--61" & 74" twins
7752	Front safety guard bolt nut (2)		--1948 to 1954--61" & 74" twins
49150-29	Rear safety guard - black		--1930 to 1952--45" solo.
49151-29	Rear safety guard - chrome.		--1930 to 1952--45" solo.
49152-36	Rear safety guard - black		--1937 to 1954--61", 74" & 80" twins. . . .
49153-36	Rear safety guard - chrome.		--1937 to 1954--61", 74" & 80" twins. . . .
49154-41	Rear safety guard		--1941 to 1954--61", 74" & 80" twins (Used on Radio equipped machines only)



SAFETY GUARDS

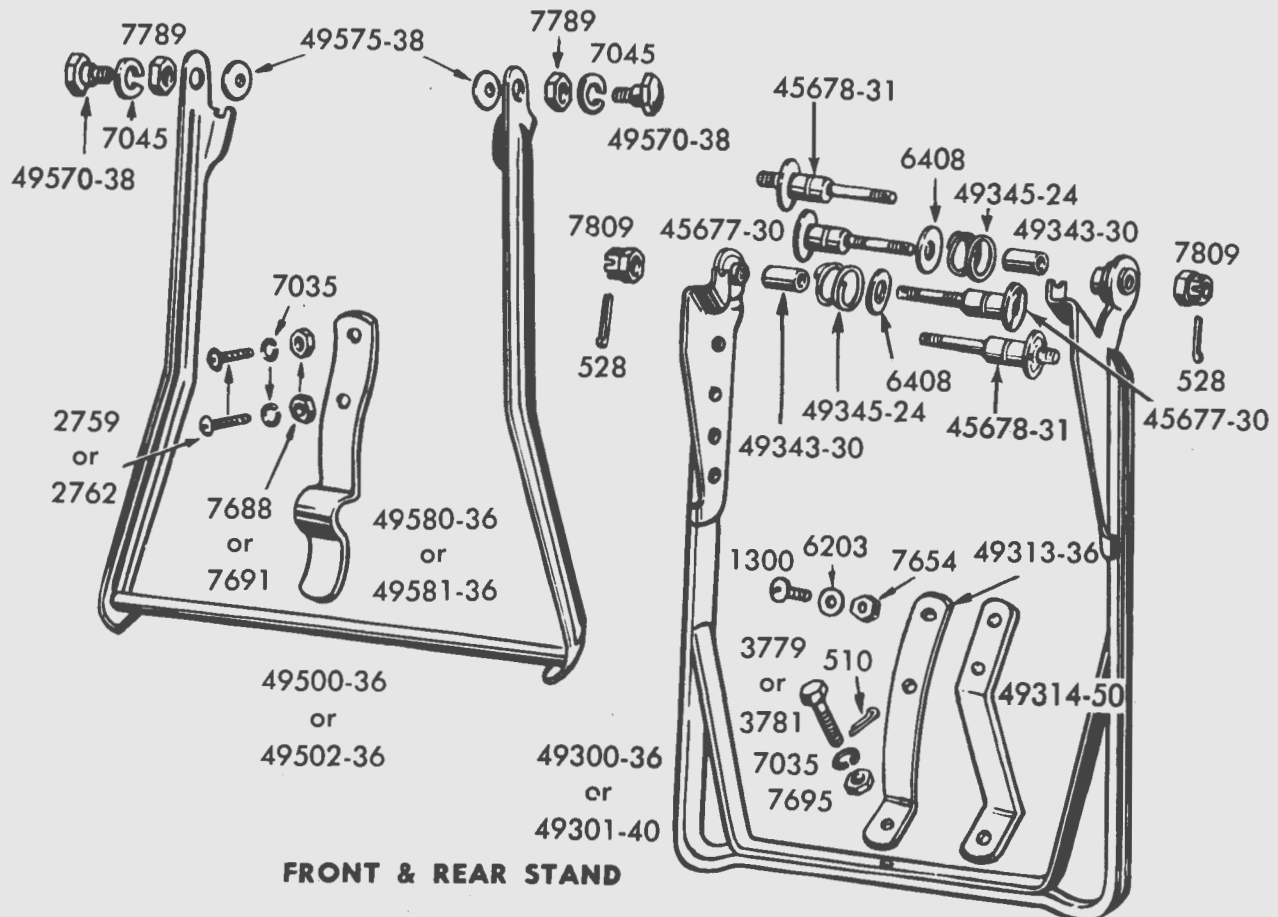
Part No.	NAME	Price Each	Used On
----------	------	------------	---------

SAFETY GUARDS AND FITTINGS—Continued

4004	Rear safety guard upper bolt.	--1937 to 1951--61", 74" & 80" twins.
59802-47	Rear safety guard upper bolt (2).	--1952 to 1954--OHV
7752	Upper bolt nut.	--1937 to 1954--61", 74" & 80" twins.
4975	Rear safety guard lower bolt.	--1937 to 1954--61", 74" & 80" twins.
7938	Rear safety guard lower bolt nut.	--1937 to 1954--61", 74" & 80" twins.
6655	Rear safety guard spacer.	--1937 to 1954--61", 74" & 80" twins.
49177-38	Rear safety guard U-bolt with nut & lock washer.	--1930 to 1952--45" twins, solo
7793	Safety guard U-bolt nut	--1930 to 1952--45" twins, solo
49180-36	Rear safety guard clamp bolt (2).	--1930 to 1952--45" twins, solo
7793	Safety guard clamp bolt nut (2)	--1930 to 1952--45" twins, solo
52584-41	Rear safety guard spacer.	--1930 to 1941--45" twins, solo

FRONT AND REAR STAND GROUP

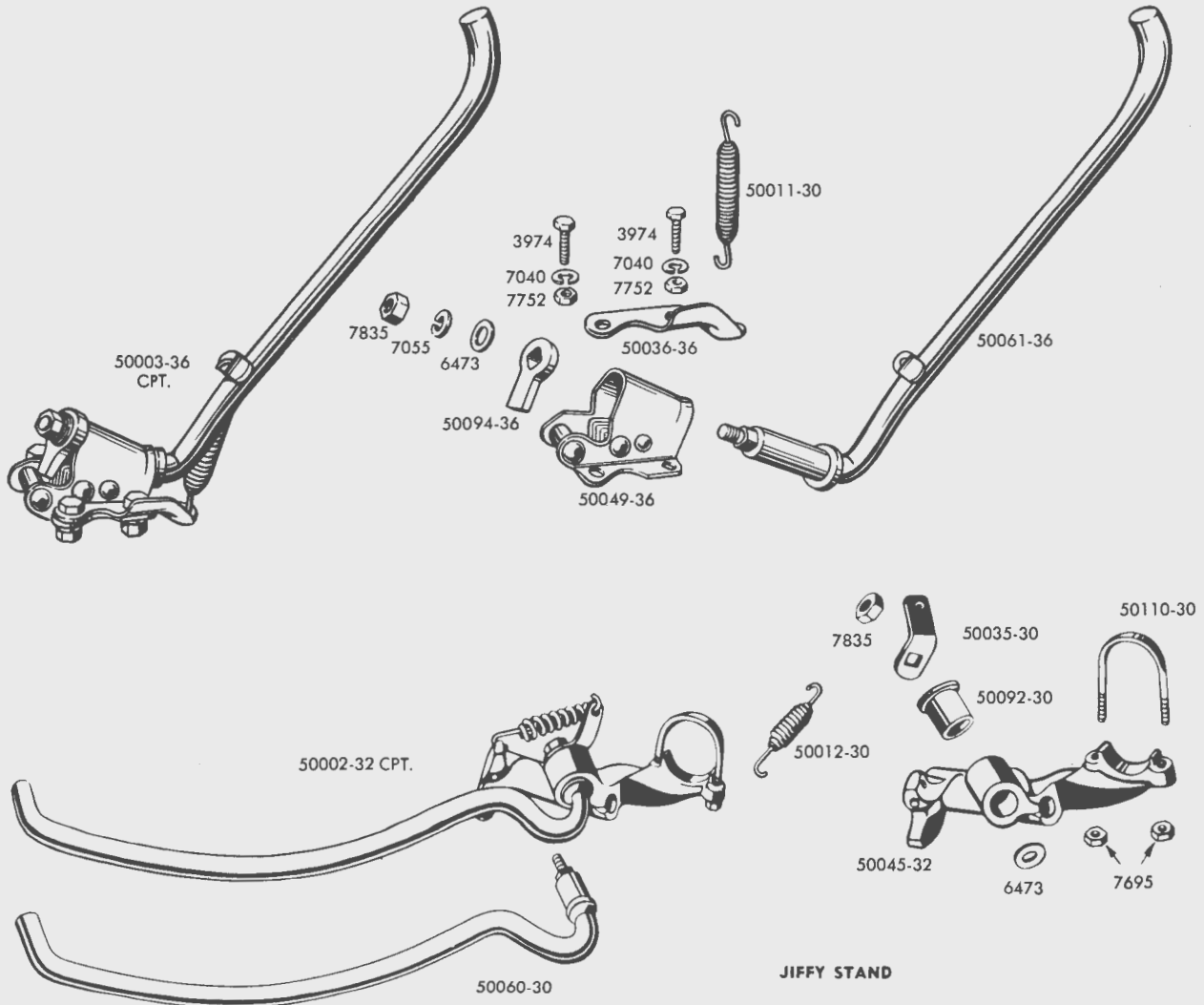
49300-36	Front stand with fittings	--1937 to 1948--61", 74" & 80" twins.
49301-40	Front stand with fittings	--1940 to 1952--45" twins
49313-36	Front stand catch	--1937 to 1948--all twins, 1949--45" twins.
49314-50	Front stand catch	--1950 to 1952--45" twins
1300	Front stand catch bolt (2).	--1925 to 1948--all twins, 1949 to 1952--45" twins.
6203	Front stand catch bolt washer (2)	--1925 to 1948--61", 74" & 80" twins.
7654	Front stand catch bolt nut (2).	--1925 to 1948--all twins, 1949 to 1952--45" twins.
3781	Front stand catch fastening bolt.	--1934 to 1952--45" twins
3779	Front stand catch fastening bolt.	--1937 to 1948--61", 74" & 80" twins.
7695	Fastening bolt nut.	--1934 to 1948--all twins, 1949 to 1952--45" twins.
9343-30	Front stand collar.	--1930 to 1948--all twins, 1949 to 1952--45" twins.
7809	Front stand castellated nut (2)	--1930 to 1948--all twins, 1949 to 1952--45" twins.



Part No.	NAME	Price Each	Used On
FRONT AND REAR STAND GROUP—Continued			
49345-24	Front stand spring.		--1930 to 1948--all twins, 1949 to 1952--45" twins.
6408	Front stand spring washer (2)		--1930 to 1948--all twins, 1949 to 1952--45" twins.
45677-30	Front stand stud (2).		--1930 to 1952--45" twins
45678-31	Front stand stud (2).		-1937 to 1948--61", 74" & 80" twins.
49500-36	Rear stand with fittings.		-1937 to 1954--61", 74" & 80" twins.
49502-36	Rear stand with fittings.		-1936 to 1952--45" twins
49570-38	Stand shoulder bolt (2)		--1939 to 1954--all twins
7789	Stand shoulder bolt nut (2)		--1930 to 1954--all twins
49575-38	Stand shoulder bolt washer (2).		--1939 to 1954--all twins
49580-36	Stand catch		--1937 to 1954--61", 74" & 80" twins.
49581-36	Stand catch		--1936 to 1952--45" twins
2759	Stand catch screw (2)		--1936 to 1952--45" twins
2762	Stand catch screw (2)		--1925 to 1954--61", 74" & 80" twins.
7688	Stand catch screw nut (2)		--1936 to 1952--45" twins
7691	Stand catch screw nut (2)		--1925 to 1954--61", 74" & 80" twins.

JIFFY STAND PARTS

50002-32	Jiffy stand complete.		--1932 to 1952--45" twins
50003-36	Jiffy stand complete.		--1937 to 1954--61", 74" & 80" twins.
50003-52	Jiffy stand complete.		--1952 to 1954--0HV (Equipped with rear wheel sirens only)
50011-30	Leg spring.		--1937 to 1954--61", 74" to 80" twins
50012-30	Spring.		--1930 to 1952--45" twins
50035-30	Spring plate.		--1930 to 1952--45" twins



JIFFY STAND

Part No.	NAME	Price Each	Used On
JIFFY STAND PARTS—Continued			
50036-36	Spring plate	--1937 to 1954--61", 74" & 80" twins . . .	
50045-32	Leg bracket	--1932 to 1952--45" twins	
50049-36	Leg bracket	--1937 to 1954--61", 74" & 80" twins . . .	
3974	Leg bracket mounting bolt (4)	--1937 to 1954--61", 74" & 80" twins . . .	
7752	Mounting bolt nut (4)	--1937 to 1954--61", 74" & 80" twins . . .	
50060-30	Leg	--1930 to 1952--45" twins	
50061-36	Leg	--1937 to 1954--61", 74" & 80" twins . . .	
50061-52	Leg	--1952 to 1954--OHV (Equipped with rear wheel sirens only)	
7835	Leg nut	--1930 to 1954--all models	
6473	Leg washer	--1930 to 1954--all models	
50092-30	Leg bushing	--1930 to 1952--45" twins	
50094-36	Leg stop	--1937 to 1954--61", 74" & 80" twins . . .	
50110-30	U-bolt	--1932 to 1952--45" twins	
7695	U-bolt nut	--1932 to 1952--45" twins	

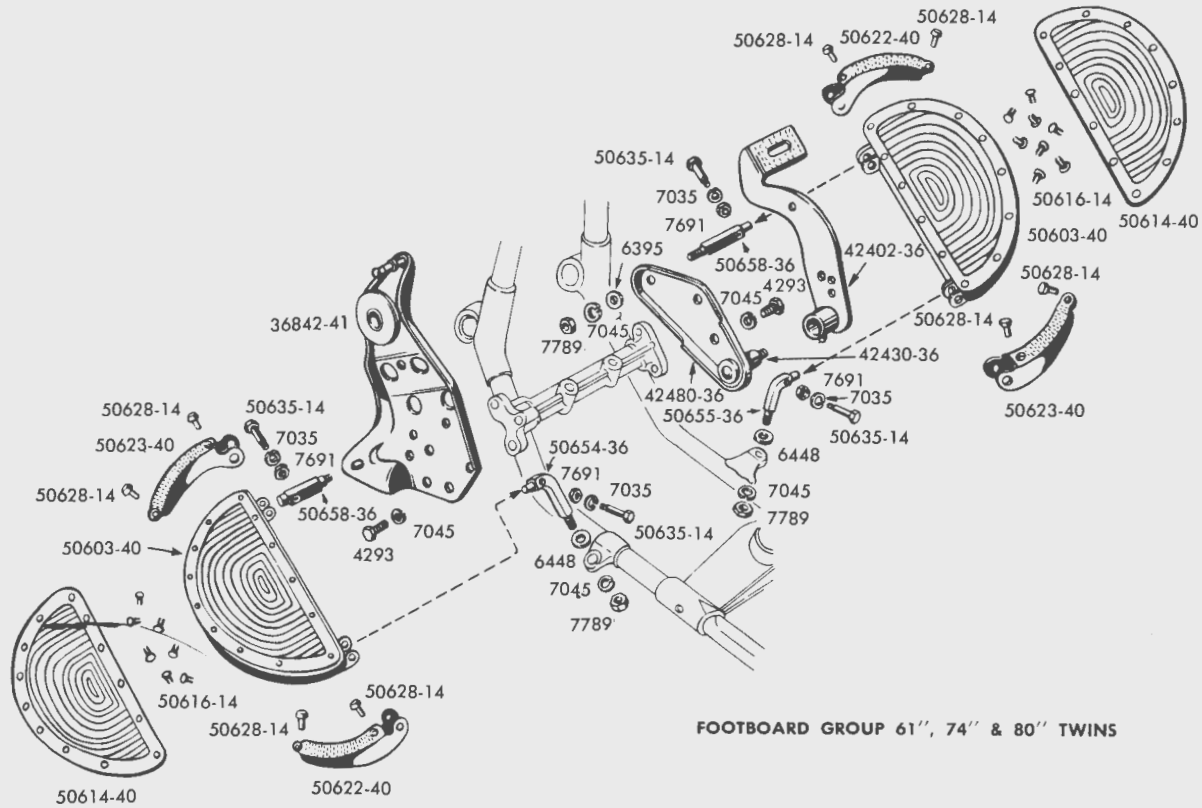
FOOTBOARD GROUP

50510-38	Front footboard support rod	--1938 to 1952--45" twins, 1953 & 1954--Servi-Cars	
50511-32	Rear footboard support rod	--1932 to 1950--45" & Servi-Cars, 1951 & 1952--45" solo	
50511-51	Rear footboard support rod	--1951 to 1954--Servi-Cars	
8038	Footboard support rod nut, large	--1930 to 1952--45" twins, 1953 & 1954--Servi-Cars	
50516-32	Rear footboard support rod nut	--1932 to 1952--45" twins, 1953 & 1954--Servi-Cars	
50517-38	Front footboard support rod nut	--1938 to 1952--45" twins, 1953 & 1954--Servi-Cars	
50528-39	Right footboard sidebar	--1939 to 1952--45" twins, 1953 & 1954--Servi-Cars	
50543-38	Left footboard sidebar	--1938 to 1952--45" solo, 1938 to 1946--Servi-Cars	
50550-47	Left footboard sidebar	--1947 to 1954--Servi-Cars	
7789	Sidebar clamp nut	--1929 to 1952--45" twins, 1953 & 1954--Servi-Cars	
50603-40	Footboard cpt	--1940 to 1954--all twins	
50613-40	Set of footboard pads and rivets. Consists of:	--1940 to 1954--all twins	
	2 50614-40 Footboard pad		
	28 50616-14 Footboard pad rivet		
50622-40	Footboard hinge right front & left rear (2)	--1940 to 1954--all twins	
50623-40	Footboard hinge left front & right rear (2)	--1940 to 1954--all twins	
50628-14	Footboard hinge rivet	--1914 to 1954--all twins	
50635-14	Footboard hinge bolt (4)	--1914 to 1954--all twins	
7691	Footboard hinge bolt nut	--1914 to 1954--all twins	
50650-24	Footboard stud, (left rear) 2-15/32".	--1930 to 1952--45" twins, 1953 & 1954--Servi-Cars	
50650-51	Footboard stud, (right rear)	--1951 to 1954--Servi-Cars	
50651-35	Footboard stud, (left front) 2-5/8" (1)	--1935 to 1952--45" twins, 1953 & 1954--Servi-Cars	
50652-35	Footboard stud, (right rear) 2-29/32"	--1935 to 1950--45" & Servi-Cars, 1951 & 1952--45" solo	
50653-35	Footboard stud, (right front) 3-7/32"	--1935 to 1952--45" twins, 1953 & 1954--Servi-Cars	
50654-36	Footboard stud, left rear	--1937 to 1954--61", 74" & 80" twins . . .	
50655-36	Footboard stud, right rear	--1937 to 1954--61", 74" & 80" twins . . .	
50658-36	Footboard stud, front (2)	--1937 to 1954--61", 74" & 80" twins . . .	
6400	Footboard stud washer (4)	--1935 to 1952--45" twins	
6448	Footboard stud plain washer (2)	--1937 to 1954--61", 74" & 80" twins . . .	

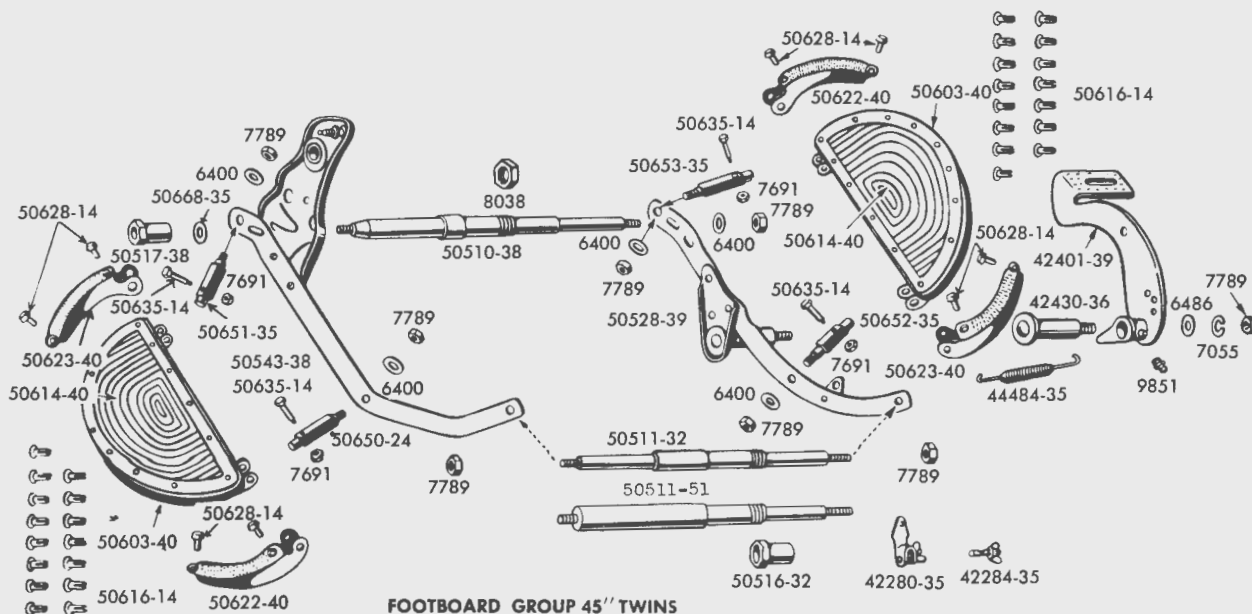
Part No.	NAME	Price Each	Used On
----------	------	------------	---------

FOOTBOARD GROUP—Continued

50668-35	Footboard stud spacing washer (2)		--1935 to 1952--45" twins, 1953 & 1954-- Servi-Cars
50669-37	Footboard stud spacer (2)		--1937 to 1954--61", 74" & 80" twins.
7789	Footboard stud nut (4)		--1914 to 1954--all twins
9851	Grease fitting		--1938 to 1954--all twins
50672-51	Rear footboard support stud extension		--1951 to 1954--Servi-Cars

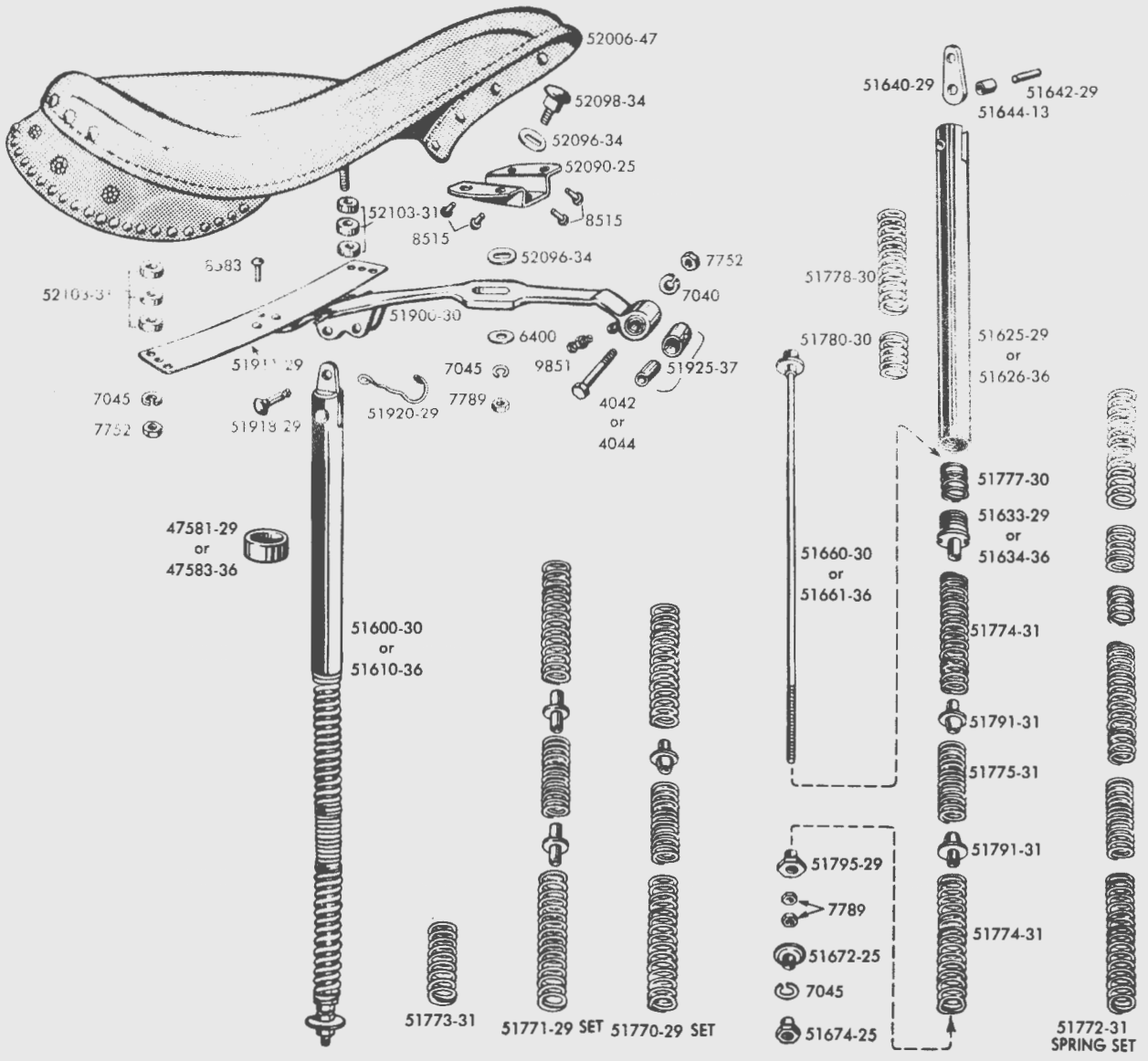


FOOTBOARD GROUP 61", 74" & 80" TWINS



FOOTBOARD GROUP 45" TWINS

Part No.	NAME	Price Each	Used On
SEAT POST GROUP			
51600-30	Seat plunger assembly, std. (150 to 220 lbs.)		--1930 to 1952--45" twins, 1953 & 1954--Servi-Cars
51601-30	Seat plunger assembly, 130 to 150 lbs.		--1930 to 1952--45" twins, 1953 & 1954--Servi-Cars
51602-30	Seat plunger assembly, 130 lbs. or less.		--1930 to 1952--45" twins, 1953 & 1954--Servi-Cars
51603-30	Seat plunger assembly, over 230 lbs.		--1930 to 1952--45" twins, 1953 & 1954--Servi-Cars
51610-36	Seat plunger assembly, std. (150 to 220 lbs.)		--1937 to 1954--61", 74" & 80" twins. . .
51611-36	Seat plunger assembly, 130 lbs. or less.		--1937 to 1954--61", 74" & 80" twins. . .
51612-36	Seat plunger assembly, 130 to 150 lbs.		--1937 to 1954--61", 74" & 80" twins. . .



SEAT POST & SADDLE

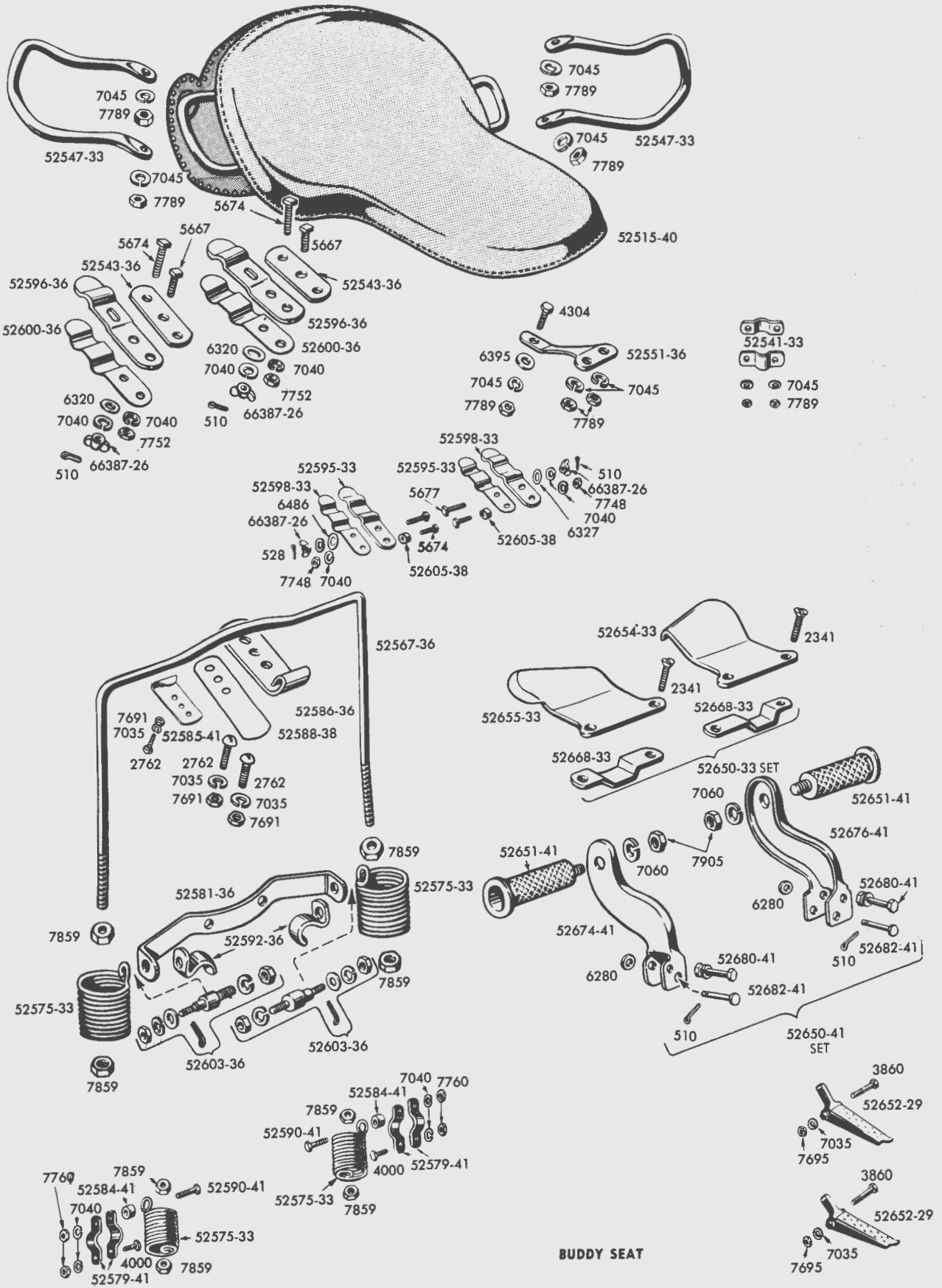
Part No.	NAME	Price Each	Used On
SEAT POST GROUP—Continued			
51614-36	Seat plunger assembly, over 220 lbs.	--1937 to 1954--61", 74" & 80" twins.	
51625-29	Seat post plunger	--1929 to 1952--45" twins, 1953 & 1954--Servi-Cars	
51626-36	Seat post plunger	--1937 to 1954--61", 74" & 80" twins.	
51633-29	Plunger lock nut.	--1929 to 1952--45" twins, 1953 & 1954--Servi-Cars	
51634-36	Plunger lock nut.	--1937 to 1954--61", 74" & 80" twins.	
51640-29	Plunger link.	--1929 to 1954--all twins	
51642-29	Plunger link rivet.	--1929 to 1954--all twins	
51644-13	Plunger link bushing.	--1929 to 1954--all twins	
51660-30	Seat post rod	--1930 to 1952--45" twins, 1953 & 1954--Servi-Cars	
51661-36	Seat post rod	--1937 to 1954--61", 74" & 80" twins.	
51672-25	Seat post rod nut	--1925 to 1954--all twins	
51674-25	Seat post rod lock nut.	--1925 to 1954--all twins	
47581-29	Seat post bushing	--1929 to 1952--45" twins, 1953 & 1954--Servi-Cars	
47583-36	Seat post bushing	--1937 to 1954--61", 74" & 80" twins.	
51770-29	Set of lower springs - std.	--1931 to 1954--all twins	
	Consists of:		
	2 51774-31 Cushion spring.		
	1 51775-31 Cushion spring.		
	1 51791-31 Guide collar.		
51771-29	Set of lower springs - heavy.	--1931 to 1954--all twins	
	Consists of:		
	1 51773-31 Cushion spring & collar		
	2 51774-31 Cushion spring.		
	2 51790-29 Guide collar.		
51772-31	Set of seat post springs - cpt.	--1931 to 1954--all twins	
	Consists of:		
	2 51774-31 Cushion spring, flat wire (5-1/8").		
	1 51775-31 Cushion spring (2-13/16")		
	1 51777-30 Seat post recoil spring		
	1 51778-30 Seat post auxiliary spring (3")		
	1 51780-30 Seat post auxiliary spring (2-3/4")		
51773-31	Cushion spring and collars for riders over 230 lbs.	--1931 to 1954--all twins	
51790-29	Cushion spring guide collar, 1-3/8" long (2).	--1930 to 1954--all twins	
51791-31	Guide collar (2).	--1931 to 1954--all twins	
51795-29	Spring adjusting nut (13/16" O.D.).	--1929 to 1954--all twins	
7789	Adjusting nut lock nut (2).	--1929 to 1954--all twins	
51900-30	Seat bar.	--1937 to 1954--all twins except later 1952 & 1953 Servi-Cars	
51901-41	Seat bar.	--Late 1952 to 1954--Servi-Cars	
47066-26	Seat bar bracket.	--1929 to 1952--45" twins, 1953 & 1954--Servi-Cars	
8583	Seat bar rivet (3).	--1929 to 1954--all twins	
51911-29	Seat bar plate.	--1929 to 1954--all twins, except Late 1952 & 1953--Servi-Cars.	
51918-29	Seat bar clevis pin	--1929 to 1954--all twins	
51920-29	Clevis pin spring	--1932 to 1954--all twins except Late 1952 & 1953 Servi-Cars	
51925-37	Set of seat bar bushings.	--1937 to 1954--all twins	
4042	Seat bar bolt	--1929 to 1952--45" twins, 1953 & 1954--Servi-Cars	
4044	Seat bar bolt	--1937 to 1954--61", 74" & 80" twins.	
7752	Seat bar bolt nut	--1937 to 1954--all twins	
9851	Grease fitting - straight	--1938 to 1954--all twins	

Part No.	NAME	Price Each	Used On
SADDLE GROUP			
52004-25	Saddle top, black, standard . . .	\$ 16.10	--1925 to 1954--all twins
52006-47	DeLuxe solo saddle.	23.50	--1947 to 1954--all twins
52090-25	Saddle pommel75	--1925 to 1954--all twins
8515	Pommel rivets01	--1925 to 1954--all twins
52092-34	Rear saddle stud (2).30	--1934 to 1954--all twins
52103-31	Rear stud spacer.06	--1931 to 1954--all twins
7752	Rear stud nut (2)08	--1934 to 1954--all twins
52096-34	Front bolt curved washer (2). . .	.20	--1934 to 1954--all twins
6400	Front bolt plain washer08	--1934 to 1954--all twins
7789	Front bolt nut.08	--1934 to 1954--all twins
52098-34	Front saddle bolt45	--1934 to 1954--all twins

BUDDY SEAT AND PARTS

52501-29	Buddy seat complete - DeLuxe. . .	\$ 36.40	--1933 to 1952--45" twins
52503-36	Buddy seat complete - DeLuxe. . .	36.40	--1937 to 1954--61", 74" & 80" twins. . .
52510-33	Set of buddy seat fittings. . . .	12.30	--1933 to 1952--45" twins
52510-36	Set of buddy seat fittings. . . .	12.30	--1937 to 1954--61", 74" & 80" twins. . .
52511-33	Set of buddy seat fittings with footboard extensions	12.30	--1933 to 1950--
52515-40	Buddy seat top.	25.95	--1938 to 1954--all twins
52541-33	Seat bar clamp (2).40	--1933 to 1952--45" twins
7789	Seat bar clamp nut (2).08	--1933 to 1952--45" twins
52543-36	Seat bar mounting plate (2)50	--1937 to 1954--61", 74" & 80" twins. . .
52547-33	Handle (2).	2.45	--1933 to 1954--all twins
7789	Handle stud nut (4)08	--1933 to 1954--all twins
52551-36	Buddy seat front bracket.	1.55	--1937 to 1954--61", 74" & 80" twins. . .
4304	Front bracket to seat bar bolt. .	.20	--1937 to 1954--61", 74" & 80" twins. . .
6395	Bolt plain washer08	--1937 to 1954--61", 74" & 80" twins. . .
7789	Seat bar stud and front bracket bolt nut (3)08	--1937 to 1954--61", 74" & 80" twins. . .
52560-36	Spring yoke and bracket assembly cpt.	6.70	--1937 to 1954--61", 74" & 80" twins. . .
	Consists of:		
	1 510	Mounting stud cotter pin.	\$.005
	1 6320	Mounting stud plain washer.03
	1 7040	Mounting stud lock washer01
	1 7045	Mounting stud lock washer01
	1 7752	Mounting stud nut08
	1 7793	Mounting stud nut08
	4 7859	Spring yoke mounting nut.15
	1 52567-36	Auxiliary spring yoke	2.00
	1 52575-33	Auxiliary spring.75
	1 52581-36	Auxiliary spring support bracket.	1.95
	2 52592-36	Auxiliary spring yoke frame bracket50
	2 52603-36	Auxiliary spring mounting stud with fittings.65
52562-33	Spring yoke and clamp assembly cpt.	6.70	--1933 to 1952--45" solo.
	Consists of:		
	3 2762	Spring yoke hook to mdgd. screw	\$.05
	2 4000	Spring clamp bolt15
	3 7035	Spring yoke hook to mdgd. screw lock washer01
	2 7040	Shoulder bolt lock washer01
	2 7040	Spring clamp bolt lock washer01
	2 7691	Spring yoke hook to mdgd. screw nut05
	2 7760	Shoulder bolt nut08
	2 7760	Spring clamp bolt nut08
	4 7859	Spring yoke mounting nut.15
	1 52565-41	Auxiliary spring yoke	2.00
	2 52575-33	Auxiliary spring.75
	2 52579-41	Auxiliary spring clamp.45
	2 52584-41	Auxiliary spring yoke spacer.21
	1 52585-41	Auxiliary spring yoke hook.50
	2 52590-41	Auxiliary spring shoulder bolt.45

Part No.	NAME	Price Each	Used On
----------	------	------------	---------



BUDDY SEAT

Part No.	NAME	Price Each	Used On
BUDDY SEAT AND PARTS—Continued			
52586-36	Auxiliary spring yoke hook.	--1937 to 1954--61", 74" & 80" twins.	
52588-38	Spring yoke hook plate.	--1937 to 1947--61", 74" & 80" twins.	
2762	Spring yoke hook to fender screw (2).	--1937 to 1954--61", 74" & 80" twins.	
2768	Spring yoke hook to fender screw.	--1937 to 1954--61", 74" & 80" twins.	
7691	Spring yoke hook to fender screw nut (2).	--1937 to 1954--61", 74" & 80" twins.	
52595-33	Auxiliary spring clip, heavy (2).	--1933 to 1952--45" solo.	
52596-36	Auxiliary spring clip, heavy (2).	--1937 to 1954--61", 74" & 80" twins.	
52598-33	Auxiliary spring clip, light (2).	--1933 to 1952--45" solo.	
52600-36	Auxiliary spring clip, light (2).	--1937 to 1954--61", 74" & 80" twins.	
52603-36	Auxiliary spring mounting stud with fittings (2).	--1937 to 1954--61", 74" & 80" twins.	
5674	Auxiliary spring clip bolt.	--1933 to 1954--all twins.	
5677	Auxiliary spring clip bolt, long.	--1933 to 1952--45" twins.	
5667	Auxiliary spring clip bolt, short (2).	--1937 to 1954--61", 74" & 80" twins.	
6320	Clip bolt plain washer (2).	--1937 to 1954--61", 74" & 80" twins.	
6327	Clip bolt plain washer (2).	--1933 to 1952--45" solo.	
7748	Clip bolt nut (2).	--1933 to 1952--45" solo.	
7752	Clip bolt nut (2).	--1937 to 1954--61", 74" & 80" twins.	
66387-26	Clip bolt wing nut (2).	--1933 to 1954--all models.	
3986	Auxiliary spring support bracket bolt (2).	--1937 to 1954--61", 74" & 80" twins.	
7752	Support bracket bolt nut (2).	--1933 to 1954--61", 74" & 80" twins.	
52605-38	Auxiliary spring bracket spacer (4).	--1938 to 1952--45" solo.	
52650-33	Set of footboard extensions cpt. (2).	--1933 to 1950--all twins.	
	Consists of:		
	4 2341 Footrest strap bolt		
	1 52654-33 Left footboard footrest		
	1 52655-33 Right footboard footrest.		
	2 52668-33 Footrest strap.		
52650-41	Set of buddy seat footrests and fittings.	--1937 to 1954--61", 74" & 80" twins.	
	Consists of:		
	2 510 Buddy seat footrest bracket pin cotter pin.		
	2 6280 Buddy seat footrest bracket pin washer.		
	2 7035 Buddy seat footrest bracket bolt lock washer.		
	2 7060 Buddy seat footrest lock washer		
	2 7695 Buddy seat footrest bracket bolt nut.		
	2 7905 Buddy seat footrest nut		
	2 52651-41 Buddy seat footrest		
	1 52674-41 Buddy seat footrest bracket - R.H.		
	2 52676-41 Buddy seat footrest bracket - L.H.		
	2 52680-41 Buddy seat footrest bracket bolt.		
	2 52682-41 Buddy seat footrest bracket pin		
52652-29	Footrest assembly (2).	--1929 to 1952--45" twins.	
3860	Footrest stud bolt (2).	--1929 to 1952--45" twins.	
7695	Footrest stud bolt nut (2).	--1929 to 1952--45" twins.	

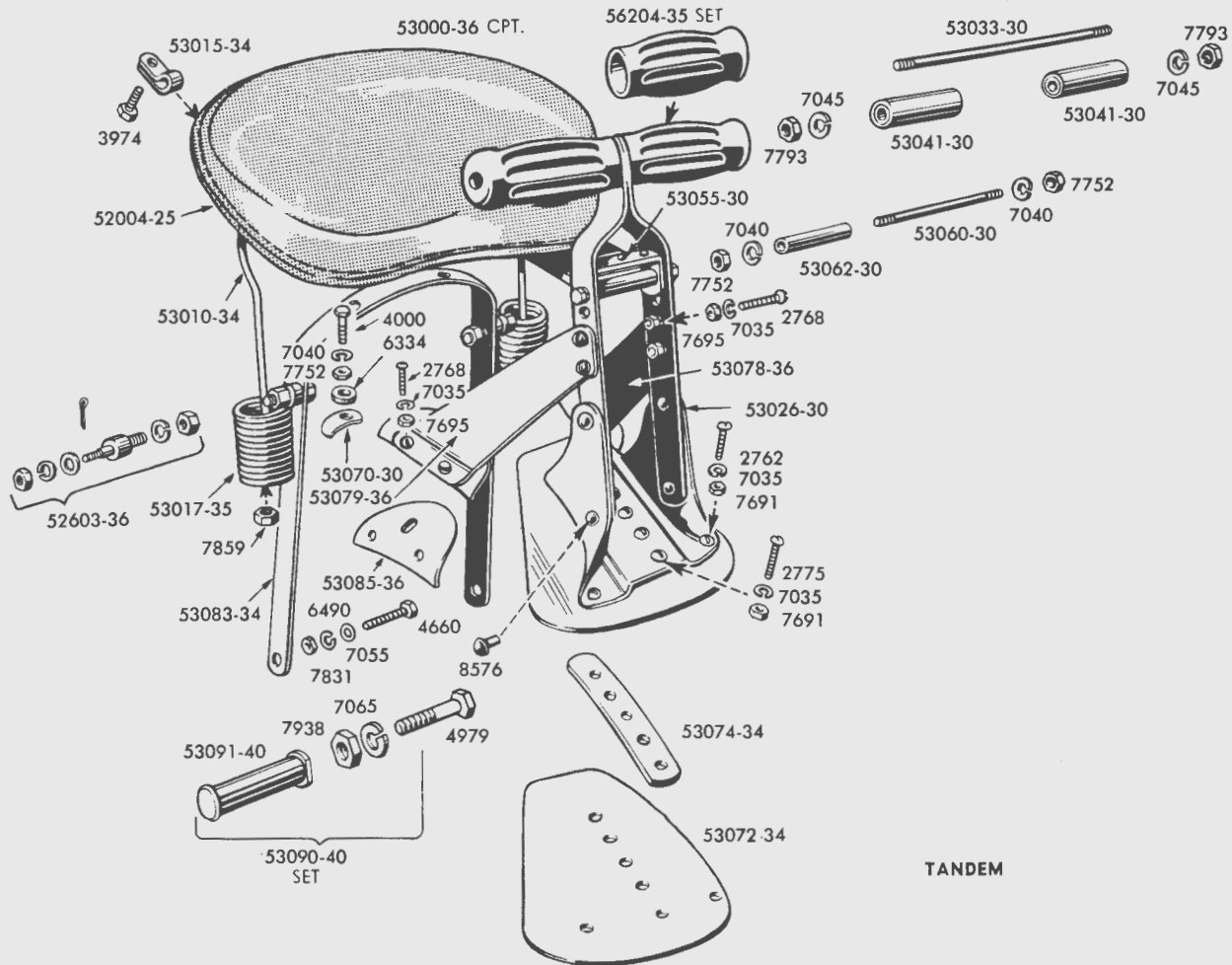
TANDEM AND PARTS

53000-36	Tandem complete	--1937 to 1954--all models.	
52004-25	Saddle top.	--1934 to 1954--all models.	
53010-34	Saddle yoke	--1934 to 1954--all models.	
53015-34	Yoke clip (2).	--1934 to 1954--all models.	
3974	Yoke clip screw (2).	--1934 to 1954--all models.	
7859	Saddle yoke nut (4).	--1934 to 1954--all models.	
53017-35	Saddle spring, standard (2).	--1934 to 1954--all models.	
53026-30	Handle bracket assembly	--1934 to 1954--all models.	
2762	Handle bracket front screw.	--1934 to 1954--all models.	
2775	Handle bracket center screw	--1934 to 1954--all models.	
7691	Handle bracket screw nut (5).	--1934 to 1954--all models.	
8576	Handle bracket rivet (4).	--1934 to 1954--all models.	

Part No.	NAME	Price Each	Used On
----------	------	------------	---------

TANDEM AND PARTS—Continued

56204-35	Handlebar grip-black (rubber) . . .		--1934 to 1954--all models.
53033-30	Handle rod.		--1934 to 1954--all models.
53038-44	Tandem grip spacer.		--1934 to 1946--all models.
53041-30	Handle grip ferrule (2)		--1934 to 1954--all models.
7793	Handle rod nut.		--1934 to 1954--all models.
53055-30	Front seat connection		--1934 to 1954--all models.
53060-30	Connection stud		--1934 to 1954--all models.
7752	Connection stud nut (2)		--1934 to 1954--all models.
53062-30	Connection stud spacer.		--1934 to 1954--all models.
53070-30	Fender reinforcement plate (2).		--1934 to 1954--all models.
53072-34	Handle reinforcement.		--1934 to 1954--all models.
53074-34	Handle spacer		--1934 to 1954--all models.
53078-36	Handle side bar brace - L.H.		--1937 to 1954--all models.
53079-36	Handle side bar brace - R.H.		--1937 to 1954--all models.
2768	Handle side bar brace screw		--1937 to 1954--all models.
7695	Handle bar side bar brace screw nut.		--1937 to 1954--all models.
53083-34	Rear brace.		--1934 to 1954--all models.
53085-36	Handle side bar brace reinforcement		--1937 to 1954--all models.
4000	Rear brace upper bolt		--1934 to 1954--all models.
7752	Upper bolt nut (2).		--1934 to 1954--all models.
6334	Upper bolt spacer		--1934 to 1954--all models.
4660	Rear brace lower bolt		--1934 to 1954--all models.
7831	Rear brace lower bolt nut		--1934 to 1954--all models.
6490	Rear brace lower bolt washer.		--1937 to 1954--all models.
52603-36	Spring mounting stud with fittings		--1937 to 1954--all models.



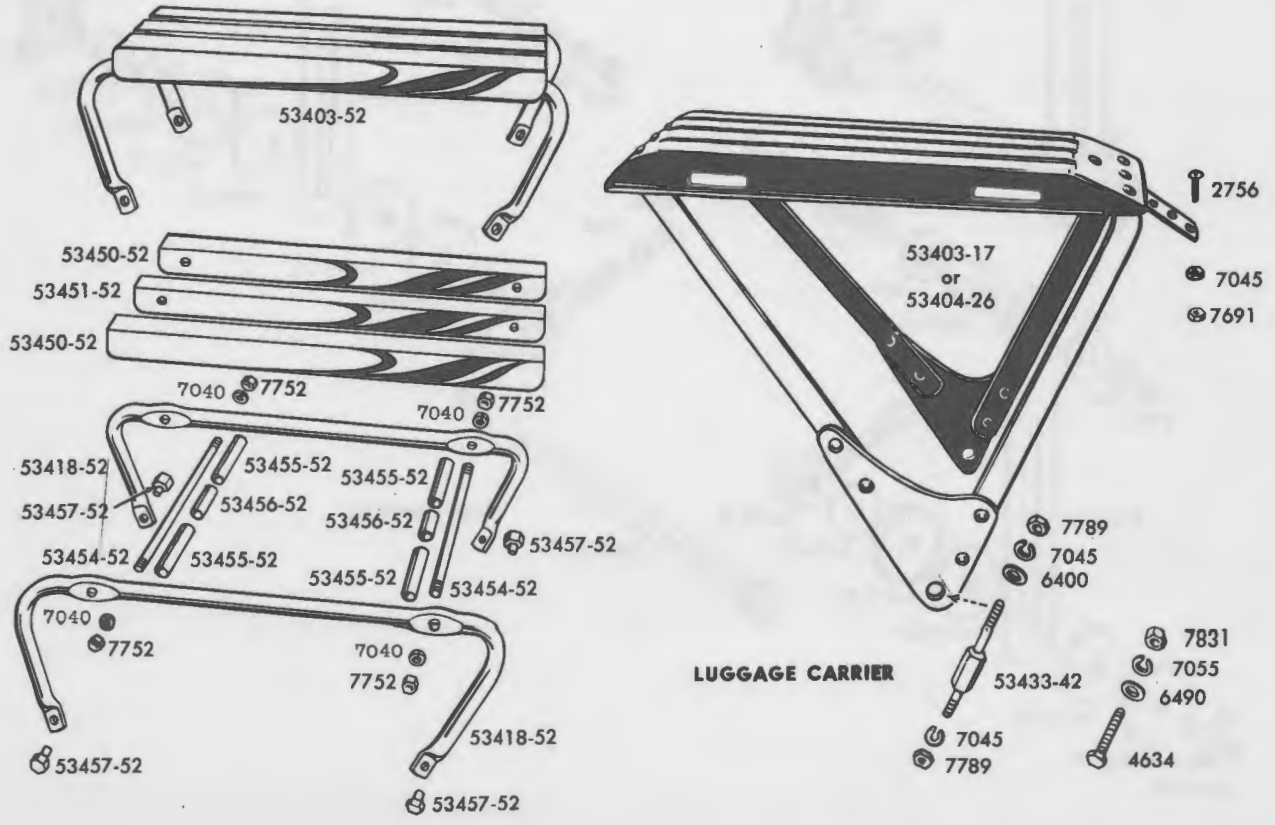
Part No.	NAME	Price Each	Used On
----------	------	------------	---------

TANDEM AND PARTS—Continued

53090-40	Set of tandem footrests and fittings		--1940 to 1954--all models.
	Consists of:		
2	4979	Footrest bolt	
2	7065	Footrest bolt lock washer	
2	7938	Footrest bolt nut	
2	53091-40	Footrests	

LUGGAGE CARRIERS

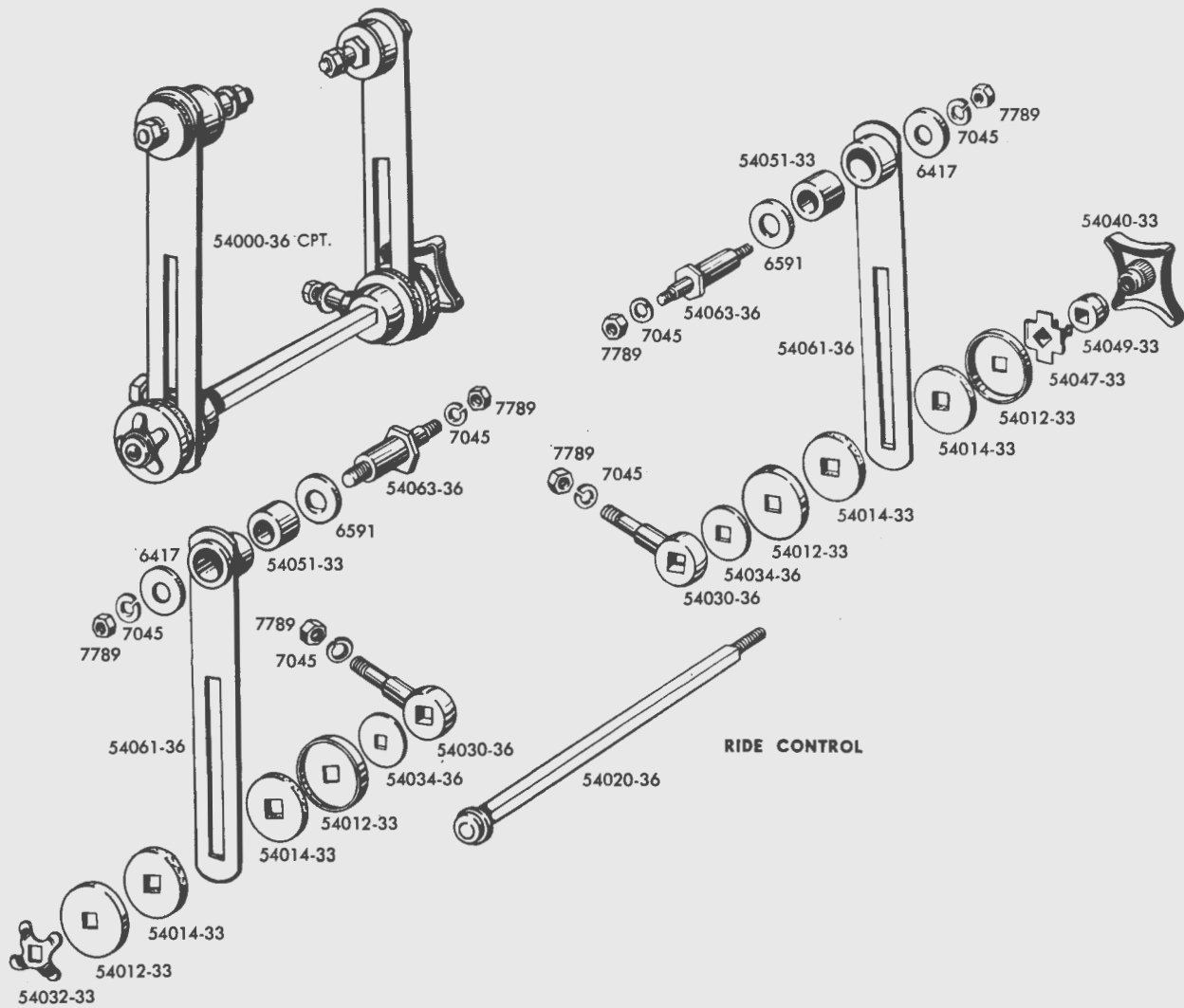
53403-17	Luggage carrier	--1917 to 1953--61", 74" & 80" twins.
53403-52	Luggage carrier (new style)	--1949 to 1954--all models.
53404-26	Luggage carrier	--1929 to 1952--45" solo.
53406-36	Luggage carrier	--1937 to 1954--61", 74" & 80" twins (mounts on fender)
53418-52	Luggage carrier brace (2)	--1949 to 1954--all models.
53433-42	Luggage carrier stud (2)	--1942 to 1952--45" solo.
6400	Luggage carrier stud plain washer (2)	--1942 to 1952--45" twins
7789	Luggage carrier stud nut.	--1929 to 1952--45" twins
4634	Luggage carrier bolt.	--1930 to 1954--61", 74" & 80" twins.
6490	Luggage carrier bolt plain washer (2)	--1935 to 1954--61", 74" & 80" twins.
7831	Luggage carrier bolt nut (2)	--1930 to 1954--61", 74" & 80" twins.
2756	Luggage carrier clamp screw (3)	--1929 to 1954--all twins
7691	Luggage carrier clamp screw nut (3)	--1929 to 1954--all twins
53450-52	Luggage carrier outer channel (2)	--1949 to 1954--all models.
53451-52	Luggage carrier center channel.	--1949 to 1954--all models.
53454-52	Luggage carrier stud (2)	--1949 to 1954--all models.
7752	Luggage carrier stud nut (4)	--1949 to 1954--all models.
53455-52	Luggage carrier spacer (4)	--1949 to 1954--all models.
53456-52	Luggage carrier spacer (short) (2)	--1949 to 1954--all models.
53457-52	Luggage carrier nut (4)	--1949 to 1954--all models.



Part No.	NAME	Price Each	Used On
----------	------	------------	---------

RIDE CONTROL AND PARTS

54000-36	Ride control cpt.		--1940 to 1945--45" twins, 1937 to 1947--61", 74" & 80" twins
54012-33	Friction disc cup (4)		--1933 to 1945--all twins, 1946 & 1947--61" & 74" twins.
54014-33	Friction disc (4)		--1933 to 1945--all twins, 1946 & 1947--61" & 74" twins.
54020-36	Adjusting rod		--1940 to 1945--45" twins, 1937 to 1947--61", 74" & 80" twins.
54030-36	Rod & bracket stud (2).		--1939 to 1945--45" twins, 1937 to 1947--61", 74" & 80" twins
7789	Bracket stud nut (2).		--1939 to 1945--45" twins, 1937 to 1947--61", 74" & 80" twins
54032-33	Adjusting rod spring washer		--1933 to 1945--all twins, 1946 & 1947--61" & 74" twins.
54034-36	Rod plain friction washer (2)		--1939 to 1945--45" twins, 1937 to 1947--61", 74" & 80" twins
54040-33	Adjusting wheel		--1933 to 1945--all twins, 1946 & 1947--61" & 74" twins.
54047-33	Adjusting wheel spring clip		--1933 to 1945--all twins, 1946 & 1947--61" & 74" twins.
54049-33	Adjusting wheel collar.		--1933 to 1945--all twins, 1946 & 1947--61" & 74" twins.
54051-33	Bracket bushing (rubber) (2).		--1933 to 1945--all twins, 1946 & 1947--61" & 74" twins.
54060-39	Ride control friction plate		--1939 to 1947--61", 74" & 80" twins.



RIDE CONTROL

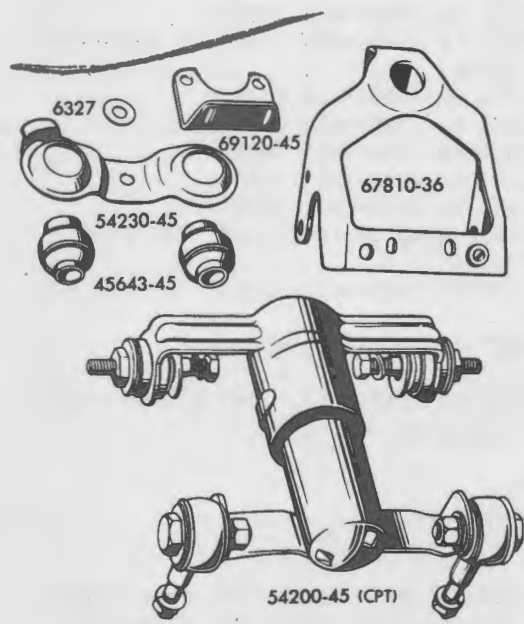
Part No.	NAME	Price Each	Used On
----------	------	------------	---------

RIDE CONTROL AND PARTS—Continued

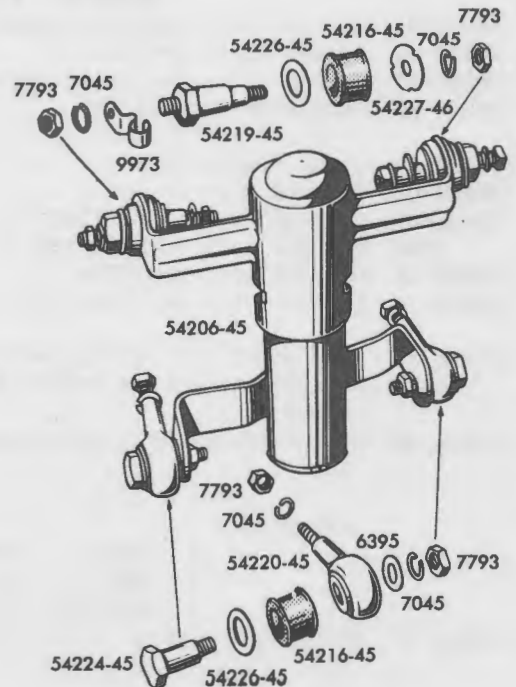
54061-36	Side plate (2)		--1940 to 1945--45" twins, 1937 to 1947--61", 74" & 80" twins
6591	Side plate steel washer		--1940 to 1945--45" twins, 1937 to 1947--61", 74" & 80" twins
54063-36	Side plate stud (2)		--1940 to 1945--45" twins, 1937 to 1947--61", 74" & 80" twins
6417	Plate stud plain washer		--1940 to 1945--all twins, 1946 & 1947--61" & 74" twins
7789	Side plate stud nut		--1933 to 1945--all twins, 1946 & 1947--61" & 74" twins

FRONT FORK SHOCK ABSORBER AND FITTINGS

54200-45	Front fork shock absorber cpt		--1946 to 1954--models with spring fork
54206-45	Front shock absorber only		--1946 to 1954--models with spring fork
54216-45	Shock absorber rubber bushing (4)		--1946 to 1954--models with spring fork
54219-45	Shock absorber upper stud (2)		--1946 to 1954--models with spring fork
54220-45	Shock absorber lower stud (2)		--1946 to 1954--models with spring fork
7793	Lower stud nut (2)		--1946 to 1954--models with spring fork
54224-45	Lower stud shoulder bolt (2)		--1946 to 1954--models with spring fork
54226-45	Shock absorber upper and lower stud plain washer (4)		--1946 to 1954--models with spring fork
6395	Lower stud shoulder bolt washer		--1946 to 1954--models with spring fork
54227-46	Shock absorber upper stud washer		--1946 to 1954--models with spring fork
7793	Upper stud nut (2)		--1946 to 1954--models with spring fork
45643-45	Fork spring rod ball bushing (2)		--1946 to 1954--models with spring fork
54230-45	Fork spring ball bushing retainer plate		--1946 to 1954--models with spring fork
67810-36	Headlamp & horn bracket		--1946 to 1954--models with spring fork
9973	Front fork wire clamp (2)		--1946 to 1954--models with spring fork
69120-45	Lower horn bracket		--1946 to 1954--models with spring fork



SHOCK ABSORBER AND FITTINGS



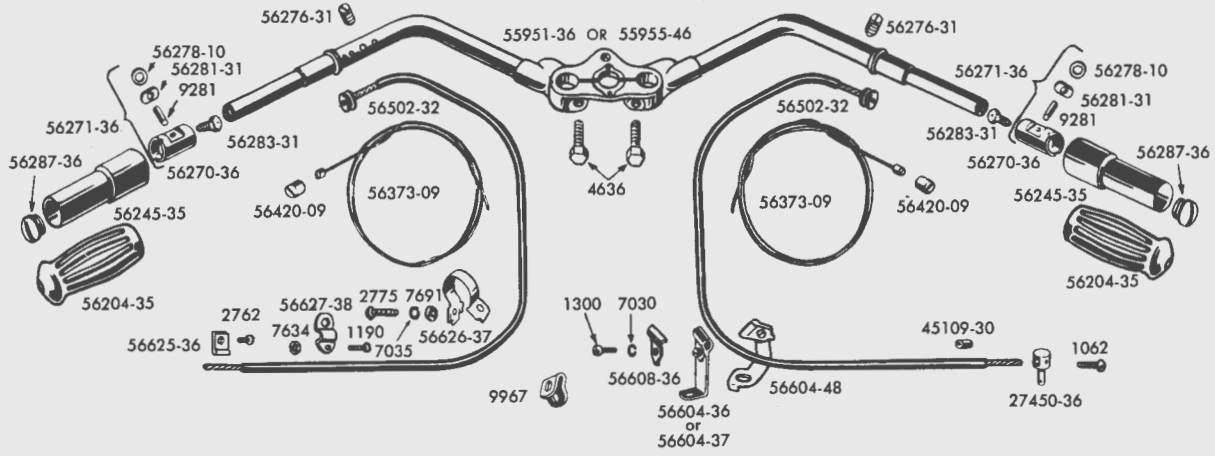
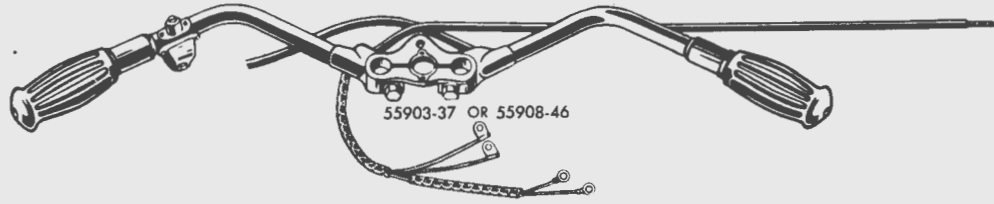
Part No.	NAME	Price Each	Used On
HANDLEBAR AND CONTROLS (TO 1948)			
55901-37	Standard handlebars cpt. (black).	--1937 to 1945--61", 74" & 80" twins, 1940 to 1948--45" twins.	
55903-37	Speedster handlebars cpt. (black)	--1937 to 1945--61", 74" & 80" twins, 1940 to 1948--45" twins.	
55908-46	Speedster handlebars cpt. (black)	--1946 to 1948--61" & 74" twins	
56010-46	Standard handlebars cpt. (black).	--1946 to 1948--61" & 74" twins	
55950-36	Standard handlebars, bare (black)	--1937 to 1945--61", 74" & 80" twins, 1940 to 1948--45" twins.	
55951-36	Speedster handlebars, bare (black).	--1937 to 1945--61", 74" & 80" twins, 1940 to 1948--45" twins.	
55954-46	Standard handlebars, bare (black)	--1946 to 1948--61" & 74" twins	
55955-46	Speedster handlebars, bare (black).	--1946 to 1948--61" & 74" twins	
4636	Handlebar bolt (2).	--1935 to 1948--all models.	
56204-35	Handlebar grip, black (rubber).	--1935 to 1948--all models.	
56205-35	Pair of handlebar grips, black (plastic).	--1935 to 1948--all models.	
56206-35	Pair of handlebar grips, red (plastic).	--1935 to 1948--all models.	
56207-35	Pair of handlebar grips, yellow	--1935 to 1948--all models.	
56208-35	Pair of handlebar grips, royal blue (plastic).	--1935 to 1948--all models.	
56245-35	Handlebar spiral (2) (for standard control).	--1935 to 1948--all models.	
56246-35	Handlebar spiral (2) (for left hand throttle).	--1935 to 1948--all models.	
56271-36	Handlebar plunger kit	--1937 to 1948--61", 74" & 80" twins, 1940 to 1948--45" twins.	
Consists of:			
	1 9281	Plunger pin	
	1 56270-36	Handlebar plunger	
	1 56278-10	Plain roller.	
	1 56281-31	Roller block.	
56276-31	Control coil plug set screw (2)	--1931 to 1948--all models.	
56282-31	Roller block oversize	--1931 to 1948--all models.	
56283-31	Control wire fastening screw (2).	--1931 to 1948--all models.	
56287-36	Handlebar end nut (2)	--1937 to 1948--OHV, 1940 to 1948--45" twins.	
56373-09	Control wire (2).	--1911 to 1948--all models.	
56420-09	Control wire end (2).	--1911 to 1948--all models.	
56495-26	Control coil clamp (left)	--1929 to 1948--45" models.	
1190	Control coil clamp screw.	--1937 to 1948--45" models.	
56502-32	Control coil and plug	--1932 to 1948--all models.	
45109-30	Control coil ferrule (2).	--Later 1930 to 1948--61", 74" & 80" twins.	
27450-36	Carburetor control connection	--1937 to 1948--all models.	
1062	Carburetor control connection screw.	--1937 to 1948--all models.	
56604-36	Carburetor control coil bracket cpt.	--1936 to 1946--OHV, 1947 & 1948--side- cars only.	
Includes:			
	1 1300	Bracket clamp screw	
	1 7030	Bracket clamp screw lock washer	
	1 56608-36	Bracket clamp	
56604-37	Carburetor control coil bracket cpt.	--1937 to 1946--45" 's with iron heads, 1937 to 1948--74" & 80" sidecars	
Includes:			
	1 1300	Control bracket clamp screw	
	1 7030	Control bracket clamp screw lock washer	
	1 56608-36	Control bracket clamp	

Part No.	NAME	Price Each	Used On
HANDLEBAR AND CONTROLS (TO 1948)—Continued			
56604-48	Carburetor control coil bracket	--1948--61" & 74" OHV	
	Includes:		
	1 1300 Control bracket clamp screw		
	1 7030 Control bracket clamp screw lock washer		
	1 56608-36 Control bracket clamp		
56625-36	Spark control coil clip	--1936 to 1948--61" & 74" OHV	
2762	Control coil clip screw	--1936 to 1948--61" & 74" OHV	
56626-37	Spark control coil frame clamp.	--1938 to 1948--61", 74" & 80" twins.	
2775	Control coil frame clamp bolt	--1937 to 1948--61", 74" & 80" twins.	
7691	Clamp bolt nut.	--1937 to 1948--61", 74" & 80" twins.	
56627-38	Spark control coil cylinder clamp (2).	--1938 to 1948--74" & 80" side valves	
1190	Control coil clamp screw.	--1938 to 1948--74" & 80" side valves	
7634	Control coil clamp screw nut.	--1938 to 1948--74" & 80" side valves	
32736-37	Timer control bracket	--1937 to 1946--45" twins	
9967	Timer and carburetor control coil clamp.	--1930 to 1948--45" twins (with aluminum heads)	

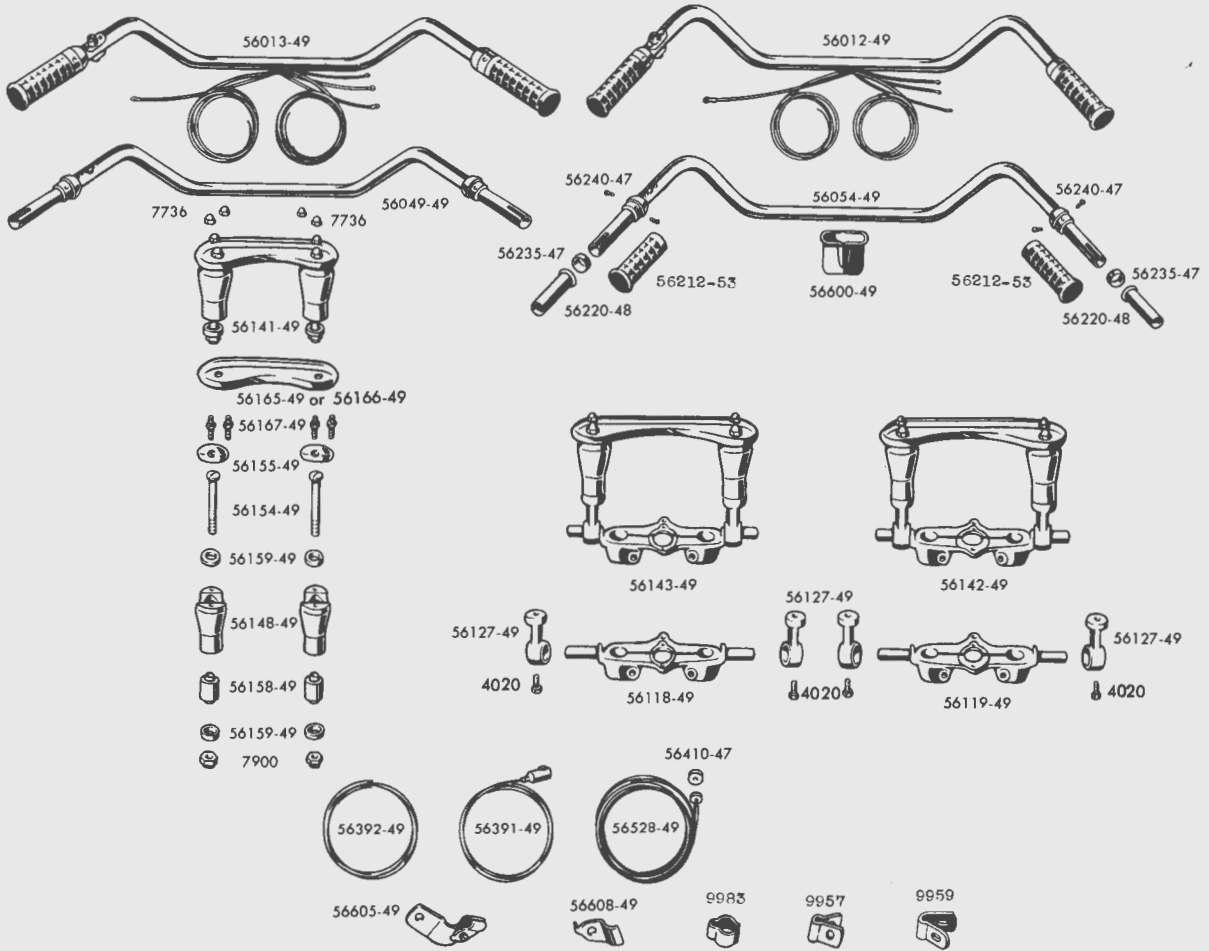
HANDLEBAR AND CONTROL (1949 TO 1954)

56000-49	Short speedster handlebar cpt. black.	(Replaced by 56000-49A)
56000-49A	Short speedster handlebar cpt., black.	--1949 to 1954--OHV
56003-49	Long buckhorn handlebar cpt., black.	(Replaced by 56003-49A)
56003-49A	Long buckhorn handlebar cpt., black.	--1949 to 1954--OHV
56005-49A	Short speedster handlebar cpt., chrome	--1954--OHV twins
56006-49	Long buckhorn handlebar cpt., black.	--1949 to 1952--solid mounting, 45" twins, 1953 & 1954--Servi-Cars
56007-49	Short speedster handlebar cpt., black.	--1949 to 1952--solid mounting, 45" twins.
56008-49A	Long buckhorn handlebar cpt., chrome	--1954--OHV twins
56012-49	Long buckhorn handlebar cpt., (chrome)	--1949 to 1953--rubber mounted, 45" & OHV twins.
56013-49	Short speedster handlebars cpt., (chrome)	--1949 to 1953--rubber mounted, 45" & OHV twins.
56049-49	Short speedster handlebar (bare) (chrome)	--1949 to 1953--rubber mounted, 45" & OHV twins.
56049-54	Short speedster handlebar (bare) (chrome)	--1954--OHV twins
56050-49	Short speedster handlebar (bare) (black).	--1949 to 1953--OHV
56050-54	Short speedster handlebar (bare) (black).	--1954--OHV twins
56053-49	Long buckhorn handlebar (bare) (black).	--1949 to 1953--OHV
56053-54	Long buckhorn handlebar (bare) (black).	--1954--OHV twins
56054-49	Long buckhorn handlebar (bare) (chrome)	--1949 to 1953--rubber mounted, 45" & OHV twins.

Part No.	NAME	Price Each	Used On
----------	------	------------	---------



HANDLE BARS — OLD STYLE



HANDLE BARS — NEW STYLE

Part No.	NAME	Price Each	Used On
HANDLEBAR AND CONTROL (1949 TO 1954)—Continued			
56054-54	Long buckhorn handlebar (bare) (chrome)		--1954--OHV twins
56056-49	Long buckhorn handlebar (bare) (black).		--1949 to 1952--solid mounting, 45" twins, 1953 & 1954--Servi-Cars
56057-49	Short speedster handlebar (bare) (chrome)		--1949 to 1952--solid mounting, 45" twins.
56118-49	Handlebar triple clamp.		--Later 1946 to 1948--61", 74" twins, rubber mounted bars.
56119-49	Handlebar triple clamp.		--1937 to Early 1946--61", 74" & 80" twins, 1949 to 1952--45" twins
56121-48	Handlebar and fork bracket.		--1949 to 1954--OHV (Not used with adjustable fork)
56123-49	Handlebar riser bracket (2)		--1937 to 1948--rubber mounted bars and early 1949--61", 74" & 80" twins
56127-49	Handlebar riser bracket (2)		--Later 1949 to 1953--45" & OHV twins (all rubber mounted bar)
4020	Handlebar riser bracket bolt (2).		--1949 to 1954--45" twins, 1937 to 1948--61", 74" & 80" twins (rubber mounted).
56129-50	Handlebar & fork bracket.		--1950 to 1954--OHV (with adjustable fork).
56141-49	Set of rubber mounts cpt.		--1949 to 1954--OHV (hydraulic forks)
56142-49	Set of rubber mounts cpt.		--For 1937 to Early 1946--61", 74" & 80" twins, 1940 to 1952--45" twins
56143-49	Set of rubber mounts cpt.		--For Later 1946 to 1948--61" & 74" twins.
56148-49	Handlebar riser with rubber bushing (2).		--1949 to 1954--rubber mounted, 45" & OHV twins.
56151-49	Handlebar riser-solid (2)		--1949 to 1954--OHV
56154-49	Handlebar riser mounting screw (2).		--1949 to 1954--45" & OHV twins, rubber mounted.
7900	Handlebar riser mounting screw nut (2).		--1949 to 1954--45" & OHV twins, rubber mounted.
56155-49	Handlebar riser cap - black (2)		--1949 to 1954--45" & OHV twins, rubber mounted.
56156-49	Handlebar riser cap - chrome (2).		--1949 to 1954--45" & OHV twins, rubber mounted.
4001	Handlebar riser cap screw (4)		--1949 to 1954--45" & OHV twins, rubber mounted.
56158-49	Handlebar riser rubber bushing (2).		--1949 to 1954--45" & OHV twins, rubber mounted.
56159-49	Handlebar riser screw rubber washer (4)		--1949 to 1954--45" & OHV twins, rubber mounted.
56163-49	Complete set of handlebar riser links & fittings		--1949 to 1954--OHV (Hydraulic fork only)
56165-49	Handlebar riser link.		--1949 to 1954--OHV
56166-49	Handlebar riser link.		--1949 to 1952--45" & OHV twins, (Spring fork with rubber mounting)
56167-49	Handlebar riser link mounting stud (4)		--1949 to 1954--45" & OHV twins, rubber mounted.
7736	Handlebar riser link mounting stud nut (4)		--1949 to 1954--45" & OHV twins, rubber mounted.
56210-47	Handlebar grip (black) (2).		Replaced by 56212-53.
56212-49	Pair of handlebar grips (white)		--1949 to 1954--OHV
56212-53	Handlebar grips, pair, black.		--1949 to 1954--all models.
56220-48	Handlebar grip sleeve (2)		--1949 to 1953--all models.

Part No.	NAME	Price Each	Used On
HANDLEBAR AND CONTROL (1949 TO 1954)—Continued			
56220-53	Handlebar grip sleeve	--1954--OHV twins	
56235-47	Handlebar grip retainer (2)	--1949 to 1953--all models, 1954--Servi-Cars	
56239-53	Handlebar grip plug (2)	--1954--OHV twins	
56240-47	Handlebar grip screw (4)	--1949 to 1953--all models, 1954--Servi-Cars	
56383-54	Control wire & plunger	--1954--OHV twins	
56391-49	Control wire & plunger (2)	--1949 to 1953--all models, rubber mounted, 1954--Servi-Cars	
56392-49	Control wire (2)	--1949 to 1953--all models, rubber mounted, 1954--Servi-Cars	
56400-53	Control coil-plunger only	--1954--OHV twins	
56410-47	Control coil plug (2)	--1949 to 1953--all models, rubber mounted, 1954--Servi-Cars	
56410-53	Control coil plug	--1954--OHV twins	
56502-54	Control coil & plug	--1954--OHV twins	
56528-49	Control coil and plug (2)	--1949 to 1953--all models, rubber mounted, 1954--Servi-Cars	
56529-49	Control coil only (2)	Replaced by 56528-49	
56600-49	Handlebar to fork cable cover	--1949 to 1954--OHV	
56605-49	Carburetor control coil bracket	--1949 to 1954--OHV	
56608-49	Carburetor control coil bracket clamp	--1949 to 1953--OHV	
9959	Carburetor control coil clip (2)	--1949 to 1952--45" twins, 1953 & 1954--Servi-Cars	
9983	Carburetor control coil clip	--1949 to 1954--OHV	
9957	Spark control coil clip	--1950 to 1954--OHV	
56628-54	Spark control coil clamp bracket	--1954--OHV twins	

ALL-PLASTIC-SHIELDS

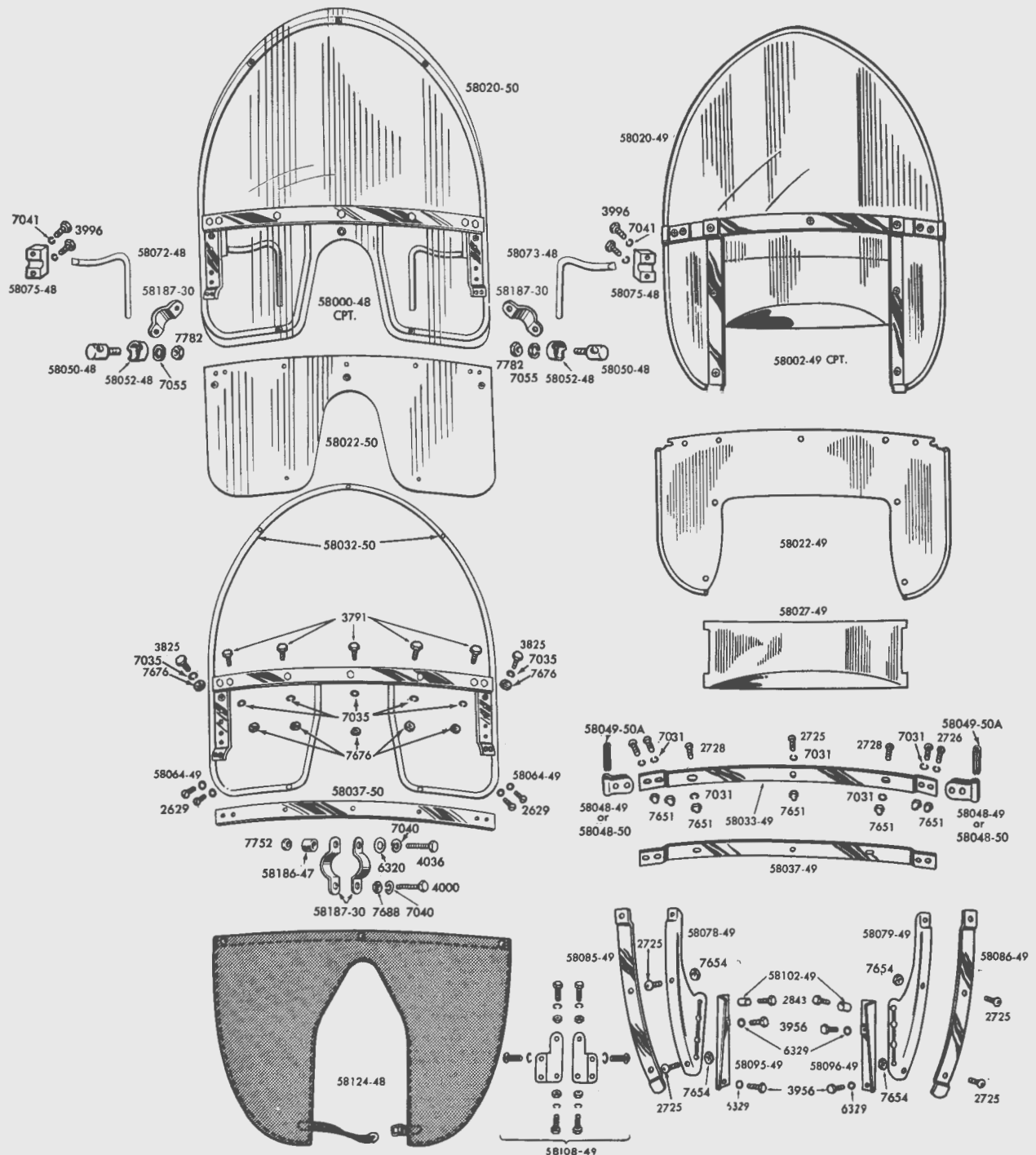
58000-48	Windshield complete	--1940 to 1954--all models with spring fork	
58001-49	Windshield complete	--1940 to 1949--all models, 1950 to 1952--45" twins (Models having spring fork and rubber mounted handlebars)	
58002-49	Windshield complete	--1949 to 1954--OHV (Hydraulic fork models only)	
58020-48	Windshield upper window	--1940 to 1949--all models, 1950--45" twins (Models with spring fork)	
58020-49	Windshield upper window	--1949 to 1954--OHV (with hydraulic fork)	
58020-50	Windshield upper window	--1951 to 1952--45" twins, 1953 & 1954--Servi-Cars (Models with spring fork)	
58022-48	Windshield lower window	--1940 to 1949--all models, 1950--45" twins (Models with spring fork)	
58022-49	Windshield lower window	--1949 to 1954--OHV (with hydraulic fork)	
58022-50	Windshield lower window	--1951 to 1952--45" twins, 1953 & 1954--Servi-Cars (Models with spring fork)	
3825	Upper window to inner brace bolt (2)	--1940 to 1949--all models, 1950 to 1952--45" twins, 1953 & 1954--Servi-Cars (Models with spring fork)	
3791	Upper window to inner brace bolt (2)	--1940 to 1949--all models, 1950 to 1952--45" twins, 1953 & 1954--Servi-Cars (Models with spring fork)	
7676	Upper window to inner brace bolt nut (2)	--1940 to 1949--all models, 1950 to 1952--45" twins, 1953 & 1954--Servi-Cars (Models with spring fork)	
58027-49	Windshield adjustable window	--1949 to 1954--OHV (with hydraulic fork)	
2725	Windshield adjustable window screw (5)	--1949 to 1954--OHV (with hydraulic fork)	
7651	Windshield adjustable window screw nut (5)	--1949 to 1954--OHV (with hydraulic fork)	

Part No.	NAME	Price Each	Used On
ALL-PLASTIC-SHIELDS—Continued			
58032-48	Windshield inner brace.	--1940 to 1949--all models, 1950--45"	twins (Models with spring fork).
58032-50	Windshield inner brace.	--1951 to 1952--45" twins, 1953 & 1954--	Servi-Cars (Models with spring fork)
58033-49	Windshield inner brace.	--1949 to 1954--OHV (with hydraulic fork)	
58037-48	Windshield outer brace.	--1940 to 1949--all models, 1950--45"	twins (Models with spring fork).
58037-49	Windshield outer brace.	--1949 to 1954--OHV (with hydraulic fork)	
58037-50	Windshield outer brace.	--1951 to 1952--45" twins, 1953 & 1954--	Servi-Cars (Models with spring fork)
2629	Windshield inner brace screw (4).	--1940 to 1949--all models, 1950 to	1952--45" twins, 1953 & 1954--Servi-
		Cars (Models with spring fork)	
2726	Windshield outer brace screw (4).	--1949 to 1954--OHV (with hydraulic fork)	
7651	Windshield outer brace screw		
	nut (4).	--1949 to 1954--OHV (with hydraulic fork)	
58048-49	Windshield moulding clamp (2)	--1949--OHV (with hydraulic fork)	
58048-50	Windshield moulding clamp (2)	--1950 to 1954--OHV (with hydraulic fork)	
58049-50	Windshield moulding rubber		
	bushing (2).	Replaced by 58049-50A	
58049-50A	Windshield moulding rubber		
	bushing (2).	--1950 to 1954--OHV (with hydraulic fork)	
58047-48	Windshield handlebar clamp (2).	Replaced by 58187-30.	
58187-30	Windshield handlebar clamp (2).	--1940 to 1949--all models, 1950 to	1952--45" twins, 1953 & 1954--Servi-
		Cars.(Models with spring fork)	
58045-49	Windshield handlebar clamp (2).	--1949 & 1952--45" twins, 1949--OHV twins	(Spring fork with rubber mounting)
58050-48	Handlebar clamp stud (2).	--1940 to 1949--all models, 1950 to	1952--45" twins, 1953 & 1954--Servi-
		Cars (Models with spring fork)	
58052-48	Handlebar clamp stud spacer (2)	--1940 to 1949--all models, 1950 to	1952--45" twins, 1953 & 1954--Servi-
		Cars (Models with spring fork)	
7782	Handlebar clamp stud nut (2).	--1940 to 1949--all models, 1950 to	1952--45" twins, 1953 & 1954--Servi-
		Cars (Models with spring fork)	
58064-49	Windshield brace screw rubber		
	washer	--1940 to 1949--all models, 1950 to	1952--45" twins, 1953 & 1954--Servi-
		Cars (Models with spring fork)	
58072-48	Windshield support, right	--1940 to 1949--all models, 1950 to	1952--45" twins, 1953 & 1954--Servi-
		Cars (Models with spring fork)	
58073-48	Windshield support, left.	--1940 to 1949--all models, 1950 to	1952--45" twins, 1953 & 1954--Servi-
		Cars (Models with spring fork)	
58075-48	Windshield support bracket (2).	--1940 to 1949--all models, 1950 to	1952--45" twins, 1953 & 1954--Servi-
		Cars (Models with spring fork)	
3996	Windshield support bracket bolt		
	(4).	--1940 to 1949--all models, 1950 to	1952--45" twins, 1953 & 1954--Servi-
		Cars (Models with spring fork)	
58078-49	Windshield adjustment bracket		
	(right).	--1949 to 1954--OHV (with hydraulic fork)	
58079-49	Windshield adjustment bracket		
	(left)	--1949 to 1954--OHV (with hydraulic fork)	
2728	Adjustment bracket screw (2).	--1949 to 1954--OHV (with hydraulic fork)	
7654	Adjustment bracket screw nut (2).	--1949 to 1954--OHV (with hydraulic fork)	
58085-49	Windshield outer strip, right	--1949 to 1954--OHV (with hydraulic fork)	
58086-49	Windshield outer strip, left.	--1949 to 1954--OHV (with hydraulic fork)	
58095-49	Windshield bracket, right	--1949 to 1954--OHV (with hydraulic fork)	

Part No.	NAME	Price Each	Used On
----------	------	------------	---------

ALL-PLASTIC-SHIELDS—Continued

58096-49	Windshield bracket, left.	--1949 to 1954--	OHV (with hydraulic fork)
3956	Windshield fork bracket bolt (4).	--1949 to 1954--	OHV (with hydraulic fork)
6329	Windshield fork bracket bolt washer (4)	--1949 to 1954--	OHV (with hydraulic fork)
2843	Windshield bracket bolt (2)	--1949 to 1954--	OHV (with hydraulic fork)
58102-49	Windshield bracket bolt spacer (2)	--1949 to 1954--	OHV (with hydraulic fork)



WINDSHIELDS — PLASTIC

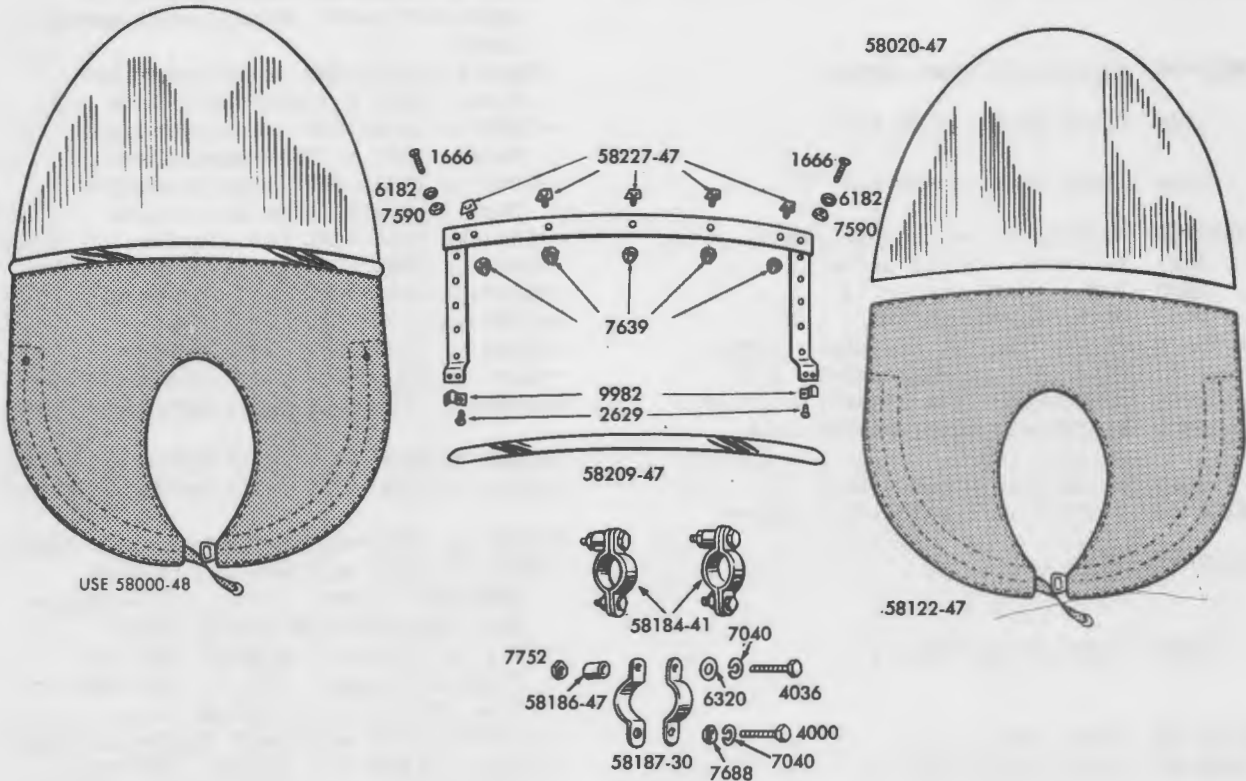
Part No.	NAME	Price Each	Used On
----------	------	------------	---------

ALL-PLASTIC-SHIELDS—Continued

58108-49	Set of windshield extensions and fittings		--1949 to 1954--OHV (with hydraulic fork)
	Consists of:		
2	2843	Extension screw	
4	3974	Extension bolt.	
8	7041	Extension bolt lock washer.	
4	7744	Extension bolt nut.	
1	58106-49	Right extension	
1	58107-49	Left extension.	
58124-48	Windshield apron.		--1940 to 1949--all models, 1950 to 1952--45" twins, 1953 & 1954--Servi-Cars (Models with spring fork)

WINDSHIELD PART—OLD STYLE

58012-41	Frame only, sport shield.		--1941 to Early 1947--all models.
58020-41	Window less moulding.		--1941 to 1946--all models.
58020-47	Window less moulding.		--1947 & 1948--all models
58046-42	Window support clips.		--1941 to 1947--all models.
58122-41	Apron		--1941 to Early 1947--all models.
58122-47	Apron		--Later 1947 & 1948--all models
	9982	Apron coil clip (2)	--1941 to 1948--all models.
	2629	Apron coil clip screw (2)	--1941 to 1948--all models.
58184-41	Set of handlebar clamps with fittings		--1941 to 1948--all models.
	Consists of:		
2	4000	Bracket bolt.	
2	4036	Handlebar clamp bolt.	
2	6320	Handlebar clamp bolt washer	
2	7040	Bracket bolt lock washer.	
1	7688	Handlebar clamp bolt nut.	
4	7752	Bracket bolt nut.	
2	58186-47	Handlebar clamp spacer.	
4	58187-30	Handlebar clamps.	



WINDSHIELD — OLD STYLE

Part No.	NAME	Price Each	Used On
WINDSHIELD PART—OLD STYLE—Continued			
58208-41	Windshield lower molding.		--1941 to Early 1947--all models.
58209-47	Windshield molding.		--Later 1947 & 1948--all models
58220-41	Windshield lower molding retainer		--1941 to Early 1947--all models.
1658	Windshield molding screw (3) (7/16").		--1941 to Early 1947--all models.
1666	Windshield molding screw (2).		--1941 to 1948--all models.
6182	Windshield molding screw washer (2).		--1947 & 1948--all models
7590	Windshield molding nut (2).		--1941 to 1948--all models.
58227-47	Windshield molding screw (5).		--Later 1947 & 1948--all models
7639	Windshield acorn nut (5).		--Later 1947 & 1948--all models

WINTER WINDSHIELDS

58007-36	Winder windshield cpt. less leg- shields.		--1937 to 1949--all models, 1950 to 1952--45" twins, 1953 & 1954--Servi- Cars (Models with spring fork)
58007-50	Winter windshield cpt. less leg- shields.		--1949 to 1954--OHV (with hydraulic fork)
58009-37	Winter windshield cpt. with leg- shields.		--1937 to 1949--61", 74" & 80" twins (Models with spring fork).
58009-38	Winter windshield cpt. with leg- shields.		--1938 to 1952--45" twins, 1953 & 1954-- Servi-Cars (Models with spring fork) .
58009-50	Winter windshield cpt. with leg- shields.		--1949 to 1954--OHV (with hydraulic fork)
58010-50	Apron frame		--1949 to 1954--OHV (with hydraulic fork)
58011-41	Apron frame		--1941 to 1949--all models, 1950 to 1952 --45" twins, 1953 & 1954--Servi-Cars (Models with spring fork).
58023-50	Window only		--1949 to 1954--OHV (with hydraulic fork), 1953 & 1954--Servi-Cars
58024-41	Window only		--1941 to 1949--all models, 1950 to 1952--45" twins (Models with spring fork).
58040-50	Windshield upper brace.		--1949 to 1954--OHV (with hydraulic fork), 1953 & 1954--Servi-Cars
2726	Upper brace screw (5)		--1949 to 1954--OHV (with hydraulic fork), 1953 & 1954--Servi-Cars
7654	Upper brace screw nut (5)		--1949 to 1954--OHV (with hydraulic fork), 1953 & 1954--Servi-Cars
58059-50	Windshield adjustable plate		--1949 to 1954--OHV (with hydraulic fork)
2721	Adjustable plate screw.		--1949 to 1954--OHV (with hydraulic fork)
6203	Plate screw washer (4).		--1949 to 1954--OHV (with hydraulic fork)
7654	Plate screw nut (4)		--1949 to 1954--OHV (with hydraulic fork)
58095-49	Windshield fork bracket, right.		--1949 to 1954--OHV (with hydraulic fork)
58096-49	Windshield fork bracket, left		--1949 to 1954--OHV (with hydraulic fork)
3956	Windshield fork bracket bolt (4).		--1949 to 1954--OHV (with hydraulic fork)
6329	Windshield fork bracket bolt washer (4)		--1949 to 1954--OHV (with hydraulic fork)
4010	Windshield bracket bolt (2)		--1949 to 1954--OHV (with hydraulic fork)
58102-49	Windshield bracket bolt spacer (2).		--1949 to 1954--OHV (with hydraulic fork)
58123-41	Apron only.		--1941 to 1949--all models, 1950 to 1952--45" twins, 1953 & 1954--Servi- Cars (Models with spring fork)
1190	Apron screw (6)		--1941 to 1949--all models, 1950 to 1952--45" twins, 1953 & 1954--Servi- Cars (Models with spring fork)
58125-50	Apron only.		--1949 to 1954--OHV (with hydraulic fork)
58143-31	Apron spring (2).		--1931 to 1949--all models, 1950 to 1952--45" twins, 1953 & 1954--Servi- Cars (Models with spring fork)

Part No.	NAME	Price Each	Used On
----------	------	------------	---------

WINTER WINDSHIELDS—Continued

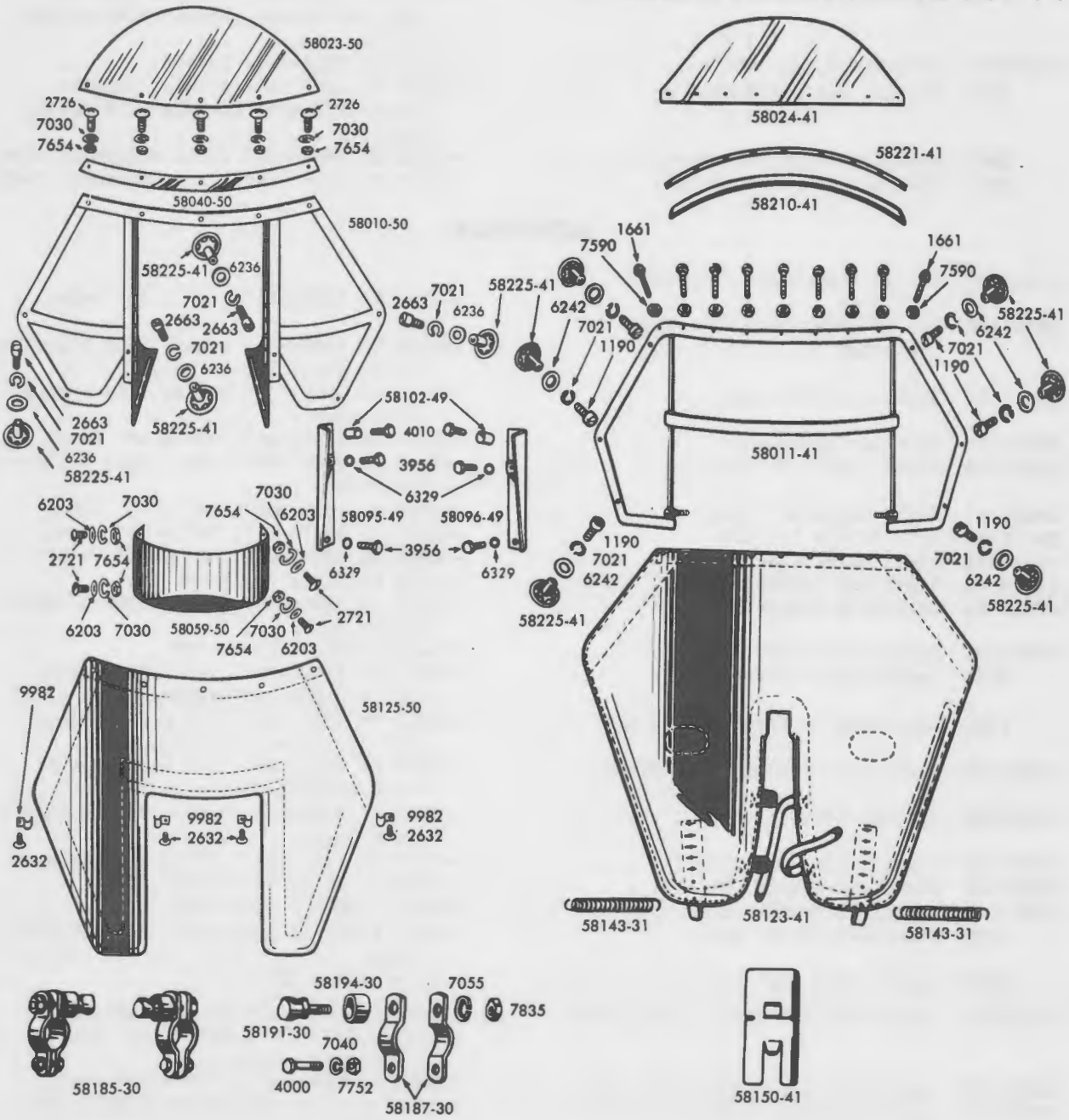
58185-30 Set of two clamps with eyebolts
cpt. --1930 to 1949--all models, 1950 to
1952--45" twins, 1953 & 1954--Servi-
Cars (Models with spring fork)

Consists of:

- 2 **4000** Bracket bolt.
- 2 **7040** Bracket bolt lock washer.
- 2 **7752** Bracket bolt nut.
- 2 **7835** Bracket eye bolt nut.
- 4 **58187-30** Handlebar clamps.
- 2 **58191-30** Bracket eye bolt.
- 2 **58194-30** Bracket eye bolt spacer

58186-47 Windshield clamp spacer --1947 & 1948--all models

58210-41 Windshield molding. --1941 to 1942--all models, 1950 to
1952--45" twins (Models with spring
fork).



Part No.	NAME	Price Each	Used On
WINTER WINDSHIELDS—Continued			
9982	Control coil clip (4)	--1949 to 1954--OHV (with hydraulic fork).	
2632	Coil clip screw (4)	--1949 to 1954--OHV (with hydraulic fork).	
58150-41	Fork spring apron guard	--1941 to 1949--all models, 1950 to 1952--45" twins, 1953 & 1954--Servi-Cars (Models with spring fork)	
58221-41	Molding retainer.	--1941 to 1948--all models, 1950 to 1952--45" twins (Models with spring fork).	
1658	Windshield molding screw (9).	--1941 to 1943--all models (with spring fork).	
1661	Windshield molding screw (9).	--1944 to 1949--all models, 1950 to 1952--45" twins (Models with spring fork).	
7590	Windshield molding screw nut (9).	--1941 to 1949--all models, 1950 to 1952--45" twins (Models with spring fork).	
58225-41	Windshield tee nut (6).	--1941 to 1954--all models.	
6242	Tee nut plain washer (6).	--1941 to 1949--all models, 1950 to 1952--45" twins (Models with spring fork).	
2663	Windshield tee nut screw (4).	--1949 to 1954--OHV (with hydraulic fork)	
6236	Tee nut screw washer (4).	--1949 to 1954--OHV (with hydraulic fork)	

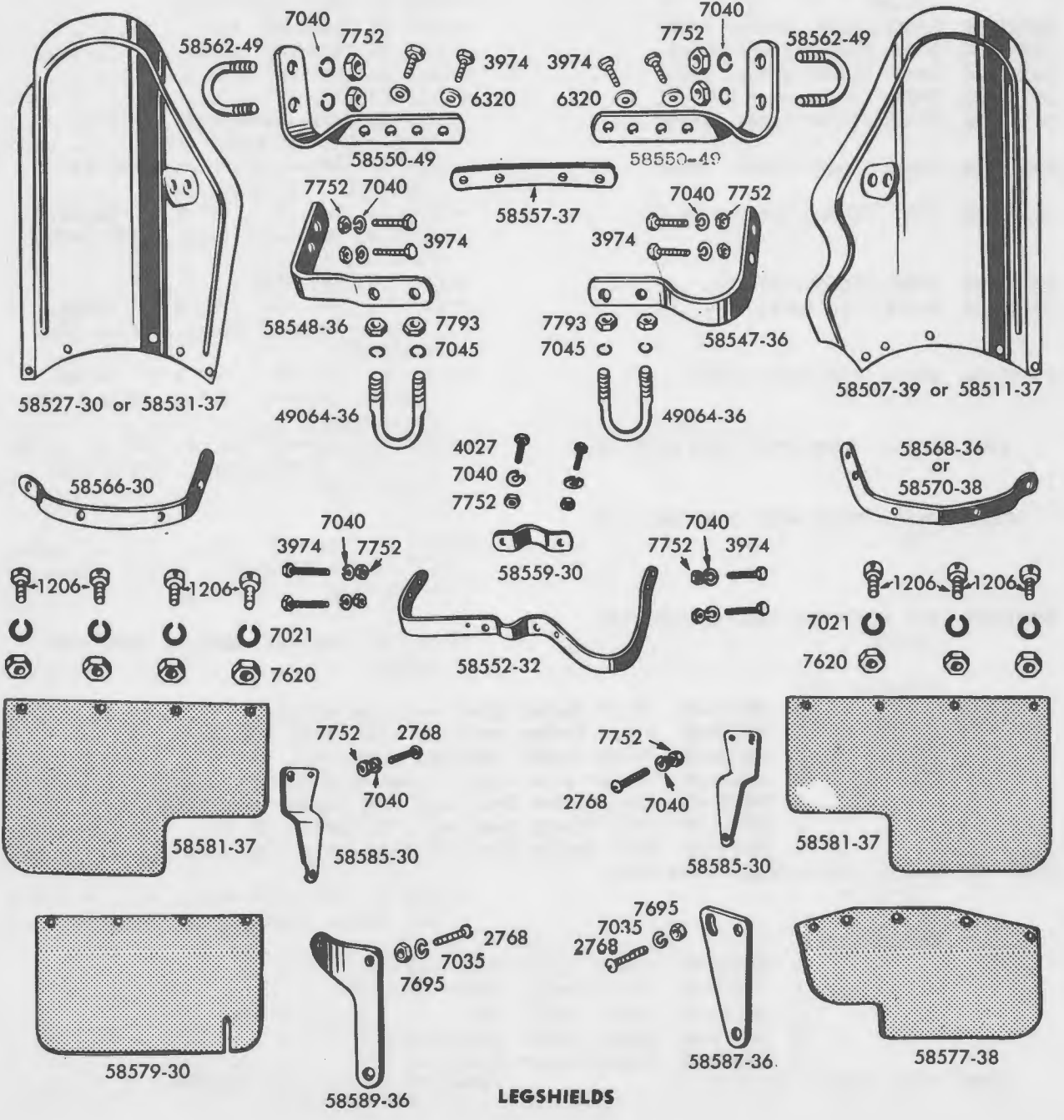
LEGSHIELDS

58500-37	Set of legshields cpt. with fittings	--1937 to 1954--61", 74" & 80" twins.	
58501-38	Set of legshields cpt. with fittings	--1938 to 1952--45" twins, 1953 & 1954--Servi-Cars	
58507-39	Left legshield only	--1939 to 1952--45" twins, 1953 & 1954--Servi-Cars	
58511-37	Left legshield only	--1937 to 1954--61", 74" & 80" twins.	
58527-30	Right legshield only.	--1937 to 1952--45" twins, 1953 & 1954--Servi-Cars	
58531-37	Right legshield only.	--1937 to 1954--61", 74" & 80" twins.	
58547-36	Left shield bracket	--1937 to 1947--61", 74" & 80" twins.	
58548-36	Right shield bracket.	--1937 to 1947--61", 74" & 80" twins.	
58550-49	Legshield bracket (2)	--1949 to Early 1951--OHV	
58552-32	Legshield bracket	--1932 to 1952--45" twins, 1953 & 1954--Servi-Cars	
58554-51	Legshield bracket (2)	--Later 1951 to 1954--OHV	
3974	Legshield to bracket bolt.	--1930 to 1954--61", 74" & 80" twins, 1937 to 1952--45" twins.	
7752	Legshield to bracket bolt nut	--1930 to 1954--61", 74" & 80" twins, 1947 to 1952--45" twins.	
58557-37	Legshield bracket frame clamp	--1937 to 1954--61", 74" & 80" twins (Used without safety guard).	
58559-30	Bracket clamp	--1930 to 1952--45" twins, 1953 & 1954--Servi-Cars	
49064-36	Frame clamp U-bolt (2).	--1937 to 1947--61", 74" & 80" twins.	
58562-49	Legshield U-bolt (2).	--1948 to Early 1951--OHV	
58563-51	Legshield U-bolt (2).	--Later 1951 to 1954--OHV	
7793	Legshield U-bolt nut.	--1937 to Early 1951--61", 74" and 80" twins.	
7676	Legshield U-bolt nut.	--Later 1951--OHV	
58566-30	Legshield flap strip, right side.	--1930 to 1952--45" twins, 1937 to 1954--61", 74" & 80" twins, 1953 & 1954--Servi-Cars	
58568-36	Legshield flap strip, left side	--1937 to 1954--61", 74" & 80" twins.	
58570-38	Legshield flap strip, left side	--1938 to 1952--45" twins, 1953 & 1954--Servi-Cars	

Part No.	NAME	Price Each	Used On
----------	------	------------	---------

LEGSHIELDS—Continued

58577-38	Rubber flap, left		--1930 to 1952--45" twins, 1953 & 1954-- Servi-Cars
58579-30	Rubber flap, right.		--1930 to 1952--45" twins, 1953 & 1954-- Servi-Cars
58581-37	Rubber flap (2)		--1937 to 1954--61", 74" & 80" twins.
1206	Flap screw.		--1930 to 1954--all twins
7620	Flap screw nut.		--1930 to 1954--all twins
58585-30	Lower bracket (2)		--1930 to 1952--45" twins, 1953 & 1954-- Servi-Cars
58587-36	Left lower guard bracket.		--1937 to 1954--61", 74" & 80" twins.
58589-36	Right lower guard bracket		--1937 to 1954--61", 74" & 80" twins.
2768	Lower bracket bolt (2).		--1930 to 1954--all twins
7695	Bracket bolt nut (2).		--1930 to 1954--all twins
4027	Bracket clamp bolt.		--1930 to 1952--45" twins, 1953 & 1954-- Servi-Cars
7752	Bracket clamp bolt nut.		--1930 to 1952--45" twins, 1953 & 1954-- Servi-Cars



LEGSHIELDS

Part No.	NAME	Price Each	Used On
LEGSHIELDS—Continued			
58760-36	Lap cover complete.		--1937 to 1954--all twins
	Includes:		
	6 58766-41 Lap apron clamp		
	6 58768-41 Lap apron fastener.		
	6 88540-36 Lap apron eyelets with washer		
FENDER GROUP			
59000-36	Front fender less flap (Prime color)		--1941 to 1949--Servi-Cars, 1937 to 1948--61", 74", & 80" twins.
59000-48	Front fender only (Prime color)		--1949 to 1954--OHV
59007-50	Front fender less flap (Prime color)		--1940 to 1952--45" solo only
59012-40	Front fender less flap (Prime color)		Replaced by 59007-50.
59012-50	Front fender less flap (Prime color)		--1950 to 1954--Servi-Cars.
59105-40	Front fender brace, lower		--1940 to 1949--45" solo.
59105-50	Front fender front brace.		--1950 to 1952--45" solo.
59107-40	Front fender brace, upper		--1940 to 1949--45" solo
59107-50	Front fender rear brace		--1950 to 1952--45" solo
59117-36	Front fender brace, lower		--1941 to 1949--Servi-Cars, 1937 to 1948--61", 74" & 80" twins
59118-36	Front fender brace, upper		--1941 to 1949--Servi-Cars, 1937 to 1948--61", 74" & 80" twins
59135-36	Front fender brace clip (2)		--1937 to 1948--61", 74" & 80" twins, 1940 to 1952--45" twins, 1953 Servi-Cars
59135-48	Front fender bracket.		--1948 to 1954--OHV
59140-34	Brace clip lock, left		--1937 to 1948--61", 74" & 80" twins, 1940 to 1952--45" twins, 1953 & 1954 Servi-Cars
59142-34	Brace clip lock, right.		--1937 to 1948--61", 74" & 80" twins, 1940 to 1952--45" twins, 1953 & 1954 Servi-Cars
2404	Front fender oval head bolt (2)		--1940 to 1952--45" twins, 1937 to 1948--61", 74", & 80" twins, 1953 & 1954 Servi-Cars
7752	Front fender oval head bolt nut (2).		--1940 to 1952--45" twins, 1937 to 1948--61", 74" & 80" twins, 1953 & 1954--Servi-Cars
59200-39	Set of fender side strips complete.		--1940 to 1948--all models, 1949--45" twins.
	Consists of:		
	2 59205-39 Front fender front end side strip		
	1 59209-39 Front fender rear end side strip - R. H.		
	1 59212-39 Front fender rear end side strip - L. H.		
	25 59225-39 Fender side strip fastening clips		
	2 59881-39 Rear fender front end side strip.		
	1 59883-39 Rear fender rear end side strip - R. H.		
	1 59884-39 Rear fender rear end side strip - L. H.		
59204-49	Set of front fender trim with fittings		--1949 to 1954--OHV twins, 1950 to 1952--45" twins, 1953 & 1954--Servi-Cars
	Consists of:		
	2 59205-49 Front fender side trim.		
	1 59207-49 Front fender lower end trim		
	1 59215-49 Front fender tip.		
	3 59895-49 Front fender trim clip 9/16		
	6 59896-49 Front fender trim clip 5/8.		
7608	Front fender tip nut (2).02	--1949 to 1954--all models.

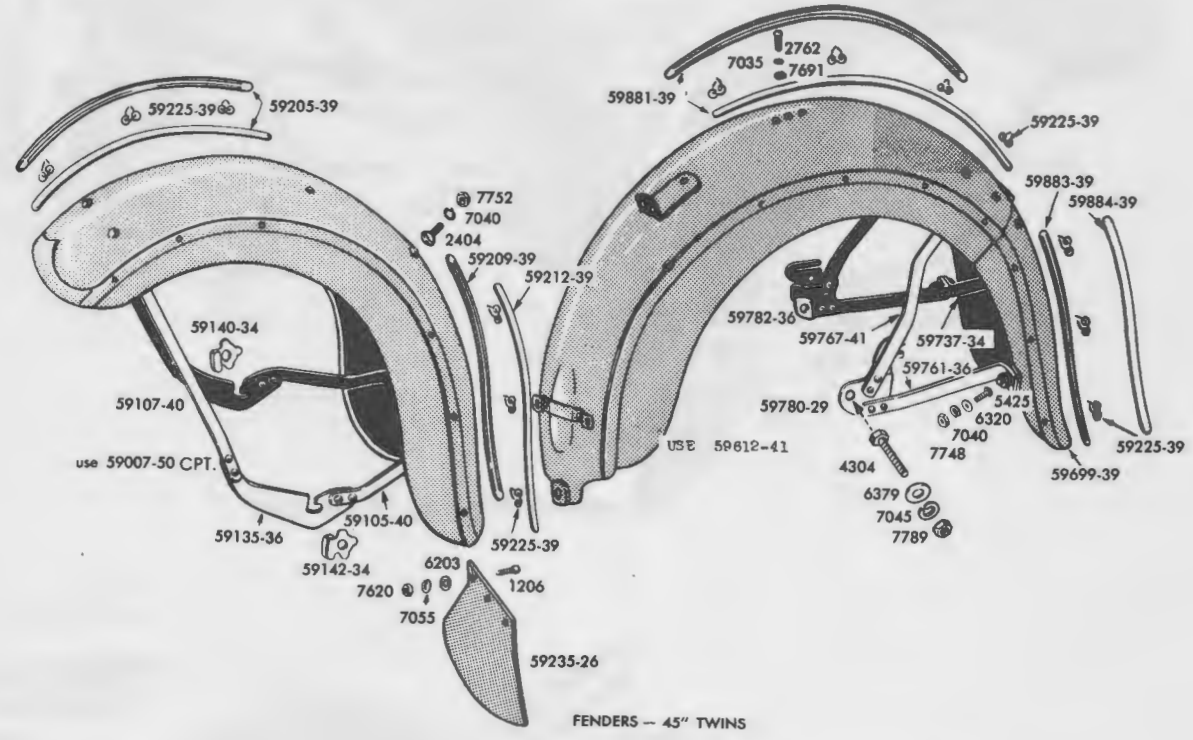
Part No.	NAME	Price Each	Used On
----------	------	------------	---------

FENDER GROUP—Continued

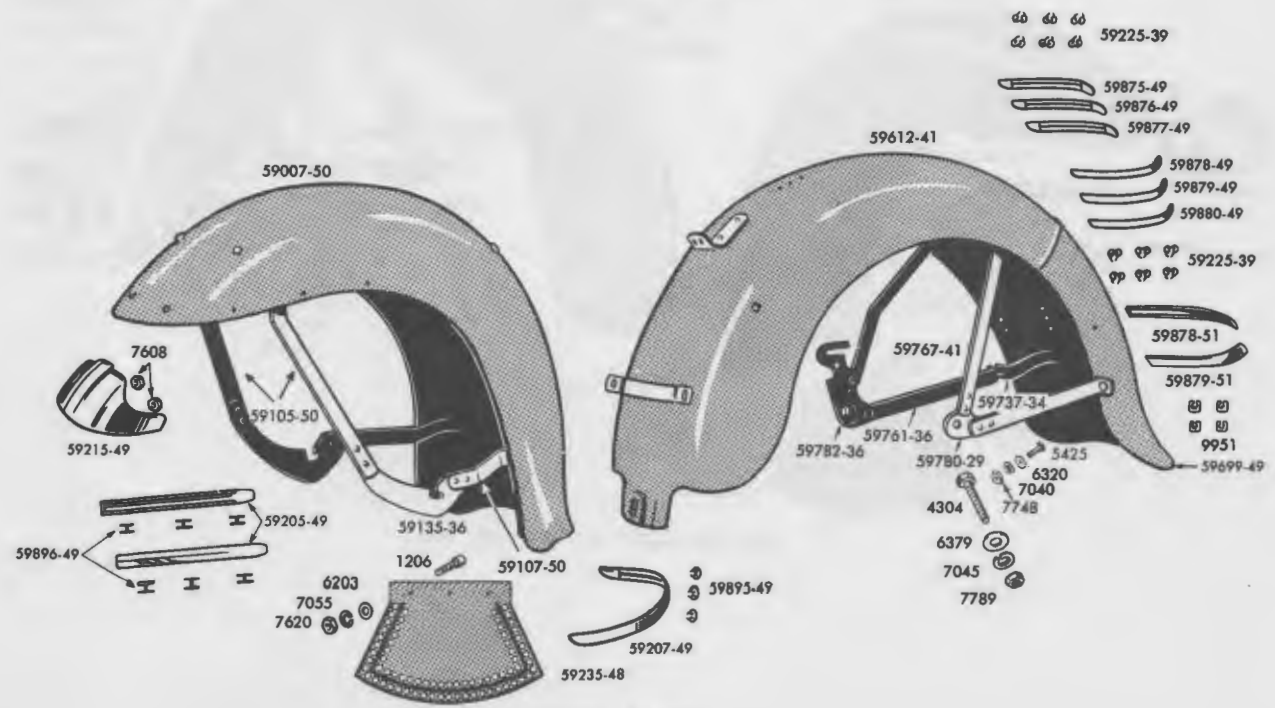
59207-39 Set of front side strips complete --1940 to 1948--all models, 1949-45"
twins & sidecar only

Consists of:

- 2 59205-39 Front fender front end side strip
- 1 59209-39 Front fender rear end side strip-R.H.
- 1 59212-39 Front fender rear end side strip-L.H.
- 25 59225-39 Fender side strip fastening clip.

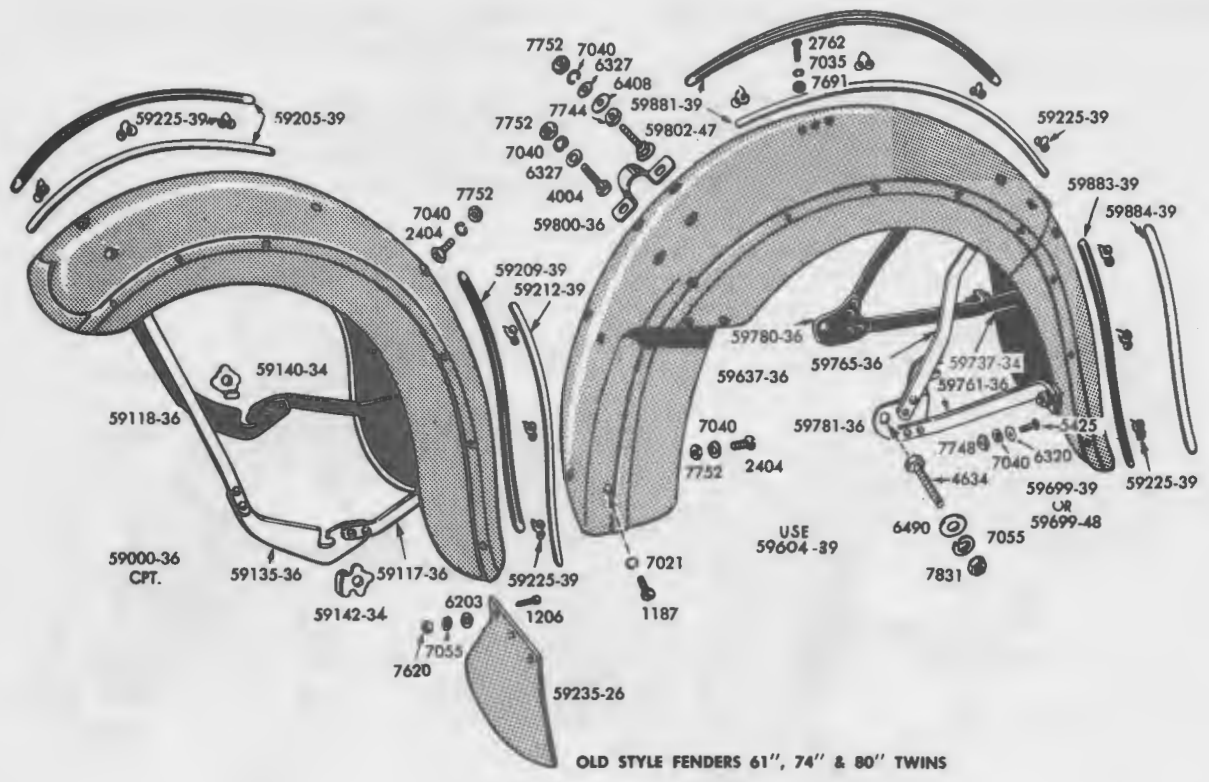


FENDERS — 45" TWINS

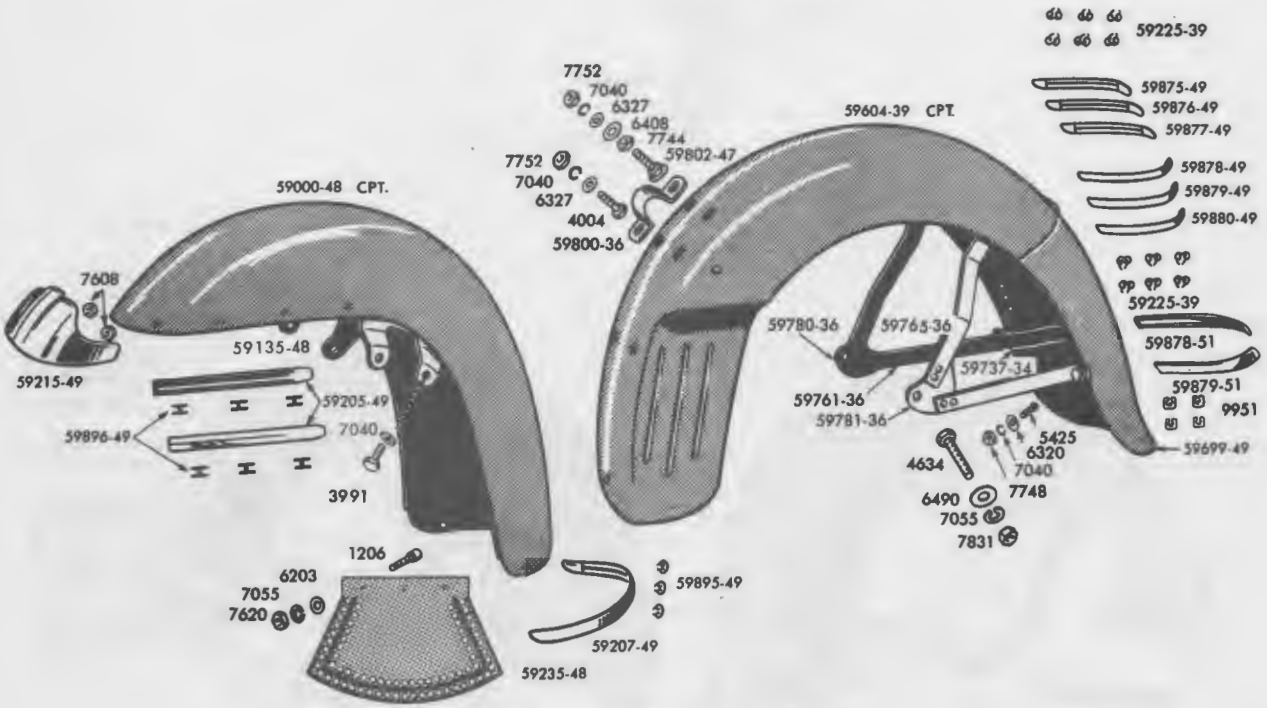


FENDERS — 45" TWINS

Part No.	NAME	Price Each	Used On
----------	------	------------	---------



OLD STYLE FENDERS 61", 74" & 80" TWINS



NEW STYLE FENDERS 61", 74" & 80" TWINS

Part No.	NAME	Price Each	Used On
FENDER GROUP—Continued			
59235-26	Front fender flap		--1940 to 1949--45" twins, 1937 to 1948--61", 74" & 80" twins
59235-48	Front fender flap		--1949 to 1954--OHV, 1950 to 1952--45" twins, 1953 & 1954--Servi-Cars
1206	Fender flap bolt (3).		--1940 to 1954--all models.
6203	Fender flap bolt plain washer (3)		--1940 to 1954--all models.
7620	Fender flap bolt nut (3).		--1940 to 1954--all models.
3991	Front fender fastening screw (4).		--1949 to 1954--OHV
59604-39	Rear fender and braces (Prime color)		--1939 to 1954--OHV
59612-41	Rear fender and braces (Prime color)		--1937 to 1948--61", 74" & 80" twins, 1950 to 1952--45" twins.
59637-36	Rear fender front left side plate		--1937 to 1948--61", 74" & 80" twins.
1187	Rear fender side plate screw (3).		--1937 to 1948--61", 74" & 80" twins.
59699-39	Rear fender hinged end.		--1939 to 1947--all models, 1948 & 1949--45" solo only.
58699-48	Rear fender hinged end with rivets		--1948-61" & 74" twins.
59699-49	Rear fender rear end.		--1949 to 1954--OHV, 1950 to 1952--45" solo only.
59737-34	Rear fender end brace bracket		--1934 to 1954--all models.
5425	Brace bracket bolt (2).		--1923 to 1954--all models.
7748	Brace bracket bolt nut (2).		--1923 to 1954--all models.
59761-36	Rear fender end brace (2)		--1937 to 1954--61", 74" & 80" twins, 1941 to 1952--45" solo
59765-36	Rear fender brace, top.		--1937 to 1954--61", 74" & 80" twins.
59767-41	Rear fender brace, top.		--1941 to 1952--45" solo.
8515	Truss head rivets 3/16" x 3/8".		--For fender braces
8523	Round head rivets, 3/16" x 9/16".		--For fender braces & clips
4634	Rear fender brace bolt.		--1930 to 1954--61", 74" & 80" twins.
4304	Rear fender brace bolt.		--1929 to 1952--45" twins
7789	Rear fender brace bolt nut.		--1929 to 1952--45" twins
7831	Rear fender brace bolt nut.		--1930 to 1954--61", 74" & 80" twins.
6379	Rear fender brace bolt plain washer		--1929 to 1952--45" twins
6490	Rear fender brace bolt plain washer		--1930 to 1954--61", 74" & 80" twins.
59780-29	Rear fender brace clip, left.		--1929 to 1952--45" solo.
59780-36	Rear fender clip, right		--1937 to 1954--61", 74" & 80" twins.
59781-36	Rear fender clip, left.		--1937 to 1954--61", 74" & 80" twins.
59782-36	Rear fender brace clip, right		--1929 to 1952--45" solo.
59800-36	Rear fender frame clamp (2)		--1937 to 1954--61", 74" & 80" twins.
59802-47	Rear fender frame clamp bolt (2).		--1947 to 1954--61" & 74" twins.
6408	Rear fender frame clamp bolt washer (2)		--1947 to 1954--61" & 74" twins
4004	Rear fender frame clamp bolt-1937 to 1947-(4) 1947 to 1954-(2)		--1937 to 1954--61", 74" & 80" twins.
6327	Rear fender frame clamp bolt plain washer, 1937 to 1947-(4), 1947 to 1954-(2)		--1937 to 1954--61", 74" & 80" twins.
7744	Rear fender frame clamp bolt nut (2).		--1947 to 1954--61" & 74" twins
7752	Rear fender frame clamp bolt nut, 1937 to 1947-(4), 1947 to 1954-(2).		--1937 to 1954-61", 74" & 80" twins
4013	Rear fender support bolt (2).		--1929 to 1952--45" twins
7752	Rear fender support bolt nut.		--1930 to 1952--45" twins
59851-39	Rear fender end hinge with fittings		--1939 to 1947--all models.
59853-48	Rear fender end hinge with fittings		--1948 to 1954--all models.
59862-30	Rear fender hinge pin		--1930 to 1954--all models.
8515	Hinge rivets.		--1923 to 1954--all models.
3974	Rear fender bolt (lower end).		--1930 to 1952--45" twins

Part No.	NAME	Price Each	Used On
FENDER GROUP—Continued			
59874-49	Set of rear fender trim with fittings		--1949 to 1950--OHV twins, 1950--45" twins.
	Consists of:		
	1 59875-49 Rear fender right top trim		
	1 59876-49 Rear fender right middle trim.		
	1 59877-49 Rear fender right bottom trim.		
	1 59878-49 Rear fender right left top trim.		
	1 59879-49 Rear fender right middle trim.		
	1 59880-49 Rear fender right bottom trim.		
	12 59225-39 Rear fender trim clips		
59878-51	Rear fender trim, left.		--1951 to 1954--OHV
59879-51	Rear fender trim, right		--1951 to 1954--OHV
9951	Rear fender trim clip (4)		--1951 to 1954--all models.
59882-39	Set of rear fender side strips complete		--1939 to 1948--all models.
	Consists of:		
	2 59881-39 Rear fender front end side strip		
	1 59883-39 Rear fender rear end side strip -R.H		
	1 59884-39 Rear fender rear end side strip- L.H		
	14 59225-39 Fender side strip fastening clip		

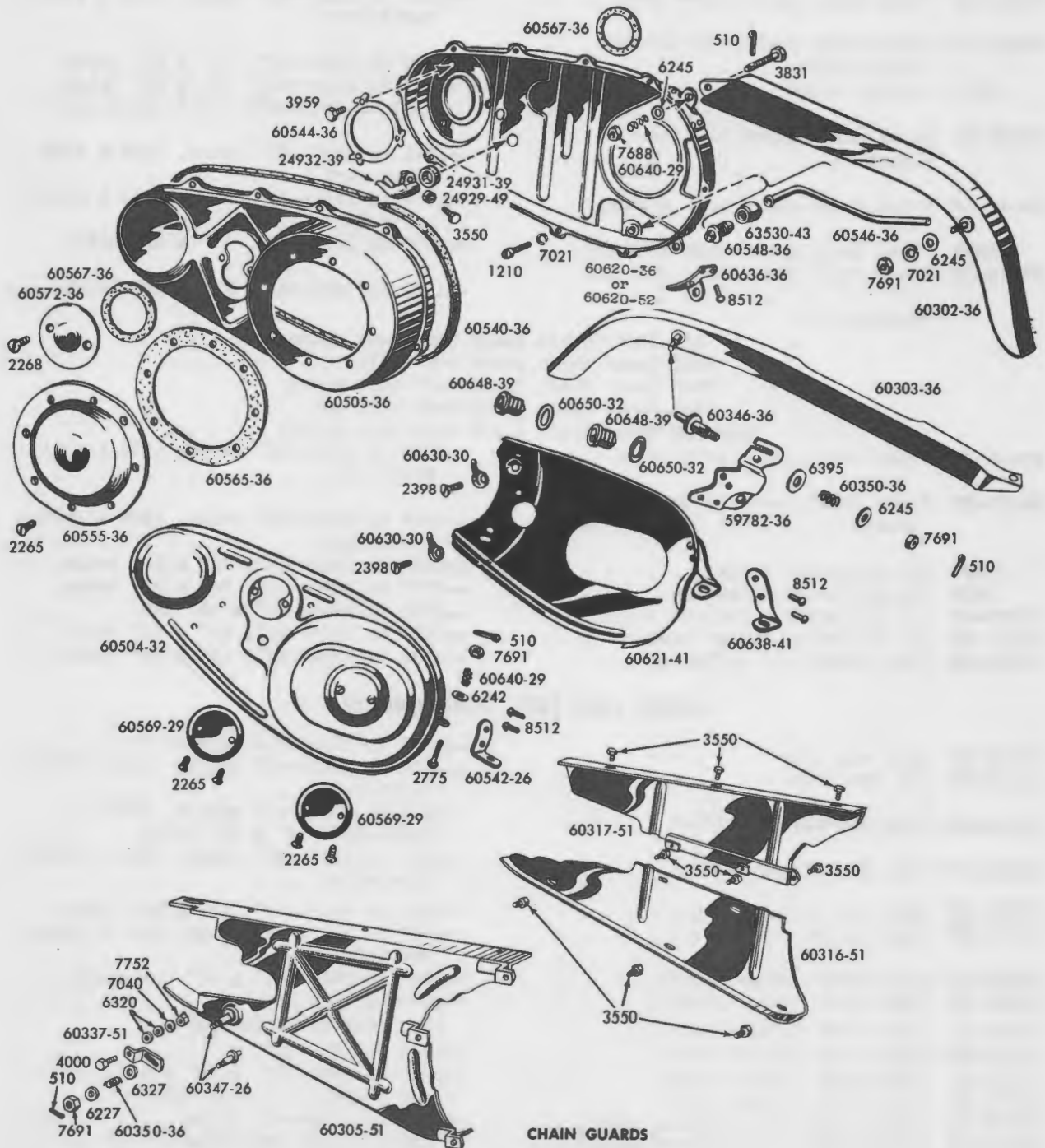
CHAIN GUARD

60302-36	Rear chain guard.		--1937 to 1954--61", 74" & 80" twins.
60303-36	Rear chain guard.		--1936 to 1952--45" solo.
60305-41	Rear chain guard, inner		--1941 to 1950--Servi-Cars.
60305-51	Rear chain guard, inner		--1951 to 1954--Servi-Cars.
60310-40	Rear chain guard, outer		Replaced by 60310-51A
60310-51A	Rear chain guard outer assembly		--1940 to 1954--Servi-Cars.
60316-51	Rear outer chain guard-lower.		--1951 to 1954--Servi-Cars.
60317-51	Rear outer chain guard-upper.		--1951 to 1954--Servi-Cars.
60337-41	Rear chain guard front strap.		--1941 to 1950--Servi-Cars.
60337-51	Rear chain guard front strap.		--1951 to 1954--Servi-Cars.
4000	Chain guard front strap bolt.		--1951 to 1954--Servi-Cars.
6320	Front strap bolt washer		--1951 to 1954--Servi-Cars.
7752	Front strap bolt nut.		--1951 to 1954--Servi-Cars.
60346-36	Rear chain guard clip stud.		--1936 to 1952--45" solo.
60347-26	Rear chain guard clip stud...		--1941 to 1954--Servi-Cars.
3550	Rear inner chain guard screw (3).		--1951 to 1954--Servi-Cars.
60350-36	Rear chain guard stud spring.		--1939 to 1952--45" twins, 1953 & 1954--Servi-Cars
6245	Rear chain guard stud washer.		--1940 to 1954--all models.
7691	Rear chain guard stud nut		--1937 to 1954--61", 74" & 80" twins, 1940 to 1952--45" twins.
59782-36	Rear chain guard clip		--1936 to 1952--45" twins
3953	Rear chain guard to fender bolt		--1936 to 1952--45" twins
7752	Rear chain guard to fender bolt nut.		--1936 to 1952--45" twins
3787	Rear chain guard to differential housing.		--1951 to 1954--Servi-Cars.
60504-32	Front chain outer guard		--1932 to 1952--45" twins, 1953 & 1954--Servi-Cars
60505-36	Front chain outer guard		--1937 to 1954--61", 74" & 80" twins.
1210	Front chain guard screw (10).		--1937 to 1954--61", 74" & 80" twins.
60540-36	Chain guard joint gasket.		--1937 to 1954--61", 74" & 80" twins.
60542-26	Front outer chain guard rear bracket.		--1929 to 1952--45" twins, 1953 & 1954--Servi-Cars
2775	Front chain guard rear bracket bolt		--1930 to 1952--45" twins, 1953 & 1954--Servi-Cars
7691	Front chain guard rear screw nut.		--1930 to 1952--45" twins, 1953 & 1954--Servi-Cars
60544-36	Circular lock washer.		--1937 to 1954--61", 74" & 80" twins.

Part No.	NAME	Price Each	Used On
----------	------	------------	---------

CHAIN GUARD—Continued

60546-36	Inner chain guard drain pipe. . .	—1937 to 1954--61", 74" & 80" twins. . .
60548-36	Inner chain guard oil drain nipple	—1937 to 1954--61", 74" & 80" twins. . .
63530-43	Inner chain guard drain pipe nut.	—1937 to 1954--61", 74" & 80" twins. . .
60555-36	Clutch cover (black).	—1937 to 1954--61", 74" & 80" twins. . .
60557-36	Clutch cover (chrome).	—1937 to 1954--61", 74" & 80" twins. . .
2265	Clutch cover screw (8).	—1936 to 1954--61", 74" & 80" twins. . .
60565-36	Clutch cover cork gasket.	—1937 to 1954--61", 74" & 80" twins. . .
60567-36	Chain inspection cover gasket (also between chain guard and crank case) (2).	—1937 to 1954--61", 74" & 80" twins. . .
60569-29	Front chain inspection cover (2).	—1930 to 1952--45" twins, 1953 & 1954-- Servi-Cars



CHAIN GUARDS

Part No.	NAME	Price Each	Used On
CHAIN GUARD—Continued			
• 60572-36	Front chain inspection cover. . .		--1937 to 1954--61", 74" & 80" twins. . .
• 2265	Front chain inspection cover screw (4).		--1937 to 1952--45" twins, 1953 & 1954-- Servi-Cars
• 2268	Inspection cover screw (2). . . .		--1936 to 1954--61", 74" & 80" twins. . .
• 60573-36	Chain inspection cover (chrome). .		--1937 to 1954--61", 74" & 80" twins. . .
• 60620-36	Front chain guard back.		--1937 to 1954--61", 74" & 80" twins, (Handshift only)
• 60620-52	Front chain guard back.		--1952 to 1954--OHV (Footshift only). . .
60621-41	Front chain guard back.		--1941 to 1952--45" twins, 1953 & 1954-- Servi-Cars
2398	Front chain guard back screw. . .		--1932 to 1952--45" twins, 1953 & 1954-- Servi-Cars
60630-30	Front chain guard screw lock. . .		--1937 to 1952--45" twins, 1953 & 1954-- Servi-Cars
60636-36	Inner chain guard rear bracket with rivets.		--1937 to 1954--61", 74" & 80" twins. . .
8512	Bracket rivet		--1937 to 1954--61", 74" & 80" twins, 1941 to 1952--45", 1953--Servi-Cars. .
60638-41	Front chain guard back rear bracket.		--1941 to 1952--45" twins, 1953 & 1954-- Servi-Cars
60640-29	Front chain guard bolt spring . .		--1929 to 1952--45" twins, 1953 & 1954-- Servi-Cars
3959	Front chain guard back bolt (3) .		--1937 to 1954--61", 74" & 80" twins. . .
60642-36	Inner chain guard rear bolt kit (2).		--1937 to 1954--61", 74" & 80" twins. . .
	Consists of:		
	1 510 Inner chain guard rear bolt cotter pin . . .		
	1 3831 Inner chain guard rear bolt.		
	1 6245 Inner chain guard rear bolt washer		
	1 7688 Inner chain guard rear bolt nut.		
	1 60640-29 Inner chain guard rear bolt spring		
60648-39	Front chain guard screw plug (2). .		--1939 to 1952--45" twins, 1953 & 1954-- Servi-Cars
60650-32	Front chain guard screw plug washer		--1939 to 1952--45" twins, 1953 & 1954-- Servi-Cars
3550	Oil deflector screw		--1939 to 1954--61", 74" & 80" twins. . .
7638	Oil deflector screw nut		--1939 to 1948--61", 74" & 80" twins. . .
24929-49	Oil deflector screw nut		--1949 to 1954--61" & 74" OHV
24931-39	Oil deflector rubber washer		--1939 to 1954--61", 74" & 80" twins. . .
24932-39	Front chain oil deflector		--1939 to 1954--61", 74" & 80" twins. . .

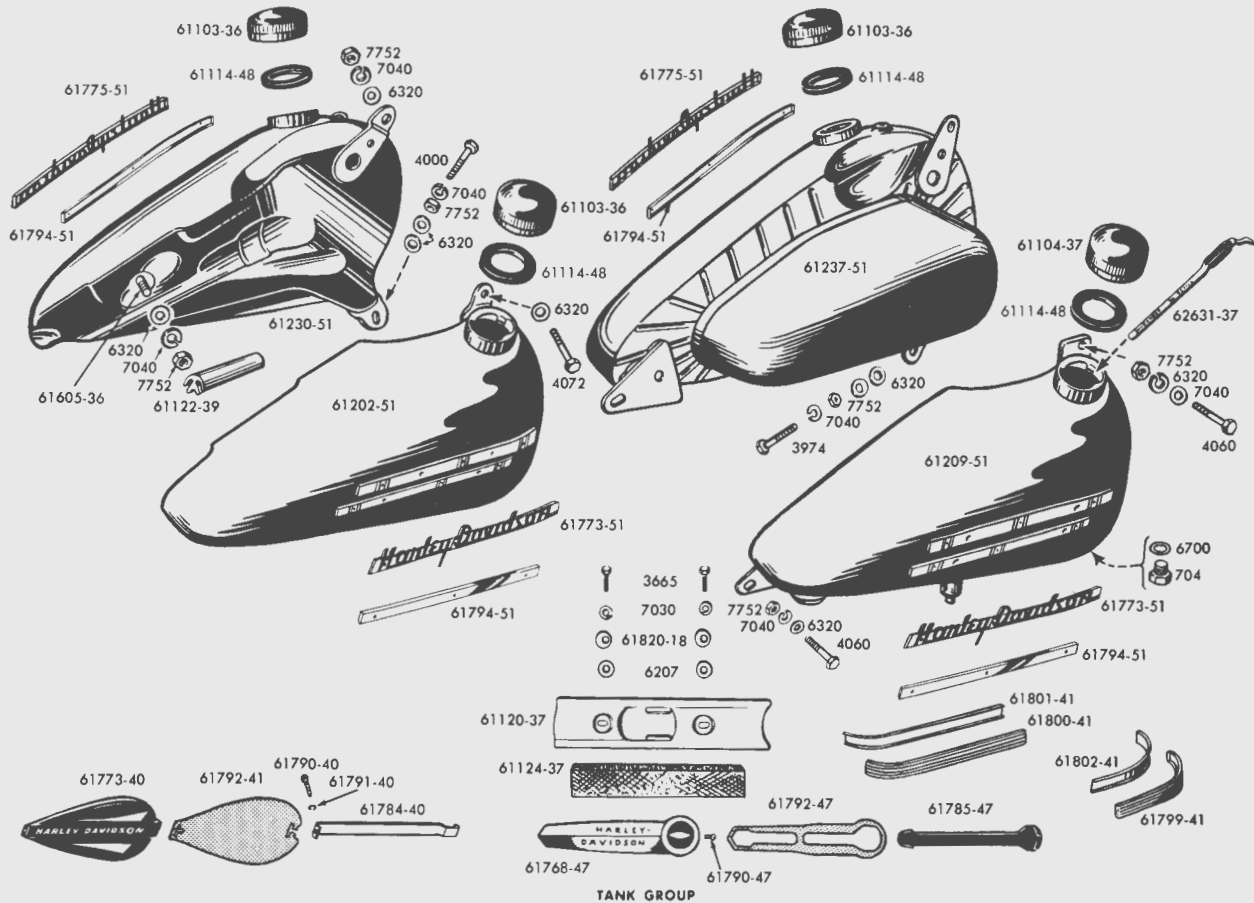
RIGHT AND LEFT TANK GROUP

61103-36	Tank cap, gas		--1937 to 1954--all models.
61104-37	Oil tank cap.		--1937 to 1952--45" twins, 1953 & 1954-- Servi-Cars
61114-48	Tank cap washer, rubber		--1937 to 1954--all models, 1937 to 1948--61", 74" & 80" twins
61120-37	Tank top filler strip		--1937 to 1952--45" twins, 1953 & 1954-- Servi-Cars
61122-39	Tank top filler strip		--1939 to 1954--61", 74" & 80" twins. . .
61124-37	Tank buffer		--1937 to 1952--45" twins, 1953 & 1954-- Servi-Car.
61202-41	Right tank (Prime color).		--1941 to 1946--61" & 74" OHV twins . . .
61202-47	Right tank (Prime color).		--1947 to 1950-OHV.
61202-51	Right tank (Prime color).		(Replaced by 61202-51A)
61202-51A	Right tank (Prime color).		--1941 to 1954-OHV.
61206-41	Right tank (Prime color).		--1941 to 1946--74" & 80" side valves . .
61206-47	Right tank (Prime color).		--1947 & 1948--74" side valves.
61209-41	Right tank (oil), (Prime color). .		--1941 to 1946--45" twins
61209-47	Right tank (oil), (Prime color). .		--1947 to 1950--45" twins

Part No.	NAME	Price Each	Used On
RIGHT AND LEFT TANK GROUP—Continued			
61209-51	Right tank (oil), (Prime color) .	(Replaced by 61209-51A)	
61209-51A	Right tank (oil), (Prime color) .	--1951 & 1952--45" twins, 1953 & 1954-- Servi-Cars	
61229-41	Left tank (Prime color)	--1941 to 1946--61" & 74" OHV twins	
61229-52	Left tank (Prime color)	(Replaced by 61229-52A)	
61229-52A	Gas tank, left (Prime color)	--1952 to 1954--OHV (footshift)	
61230-47	Left tank (Prime color)	--1947 to 1950--OHV	
61230-51	Left tank (Prime color)	(Replaced by 61230-51A)	
61230-51A	Left tank (Prime color)	--1951 to 1954--OHV (handshift)	
61234-41	Left tank (Prime color)	--1941 to 1946--74" & 80" side valves	
61234-47	Left tank (Prime color)	--1947 & 1948--74" side valves	
61237-41	Left gasoline tank (Prime color) .	--1940 to 1946--45" twins	
61237-47	Left gasoline tank (Prime color) .	--1947 to 1950--45" twins	
61237-51	Left gasoline tank (Prime color) .	(Replaced by 61237-51A)	
61237-51A	Left gasoline tank (Prime color) .	--1951 to 1952--45" twins, 1953 & 1954-- Servi-Cars	
61605-36	Tank attaching stud, rear (2)	--1937 to 1954--61", 74" & 80" twins	
7752	Tank attaching stud nut, rear (2)	--1937 to 1954--61", 74" & 80" twins	
6320	Tank attaching stud washer (2)	--1937 to 1954--61", 74" & 90" twins	
4060	Gas and oil tank mounting bolt, (3)	--1937 to 1952--45" twins, 1953 & 1954-- Servi-Cars	
6320	Tank mounting bolt plain washer	--1937 to 1952--45" twins, 1953 & 1954-- Servi-Car.	
7752	Tank mounting bolt nut	--1937 to 1952--45" twins, 1953 & 1954-- Servi-Car.	
4072	Gas tank to steering head bolt	--1937 to 1954--61", 74" & 80" twins	
4000	Gas tank to frame bolt	--1937 to 1954--61", 74" & 80" twins	
7752	Tank bolt nut	--1937 to 1954--61", 74" & 80" twins	
6320	Bolt plain washer	--1937 to 1954--61", 74" & 80" twins	
3665	Top of tank screw	--1937 to 1952--45" twins, 1953 & 1954-- Servi-Car.	
3666	Top of tank screw (oversize)	--1937 to 1952--45" twins, 1953 & 1954-- Servi-Car.	
61820-18	Tank screw spring washer	--1938 to 1952--45" twins, 1953 & 1954-- Servi-Car.	
6207	Tank screw paper washer	--1937 to 1952--45" twins, 1953 & 1954-- Servi-Car.	
61769-40	Set of gas tank name plates with fittings (Chrome)	--1937 to 1946--all models	
	Consists of:		
	1 61773-40 Right tank name plate (chrome)		
	1 61775-40 Left tank name plate (chrome)		
	2 61784-40 Tank name plate bracket		
	2 61790-40 Tank name plate screw		
	2 61791-40 Tank name plate screw lock washer		
	2 61792-41 Tank name plate gasket		
61769-47	Set of gas tank name plates	--1947 to 1950--all models	
	Consists of:		
	1 61768-47 Gas tank name plate - R.H		
	1 61775-47 Gas tank name plate - L.H		
61773-51	Gas tank name plate (right)	--1951 to 1954--all models	
61775-51	Gas tank name plate (left)	--1951 to 1954--all models	
61785-47	Tank name plate bracket (2)	--1947 to 1950--all models	
61790-47	Tank name plate bracket screw (2)	--1947 to 1950--all models	
61792-47	Tank name plate gasket (2)	--1947 to 1950--all models	
61794-51	Gas tank name plate strip (2)	--1951 to 1953--all models	
2060	Tank name plate and chrome strip screw	1951 to 1954--all models	

Part No.	NAME	Price Each	Used On
----------	------	------------	---------

RIGHT AND LEFT TANK GROUP—Continued



- 61798-41** Set of tank strips with attaching brackets --1937 to 1946--all models.
- Consists of:
- 2 **61799-41** Front tank strip
 - 2 **61800-41** Rear tank strip.
 - 2 **61801-41** Rear tank strip bracket.
 - 2 **61802-41** Front tank strip bracket

GAS TANK SHUT-OFFS AND GAS LINES

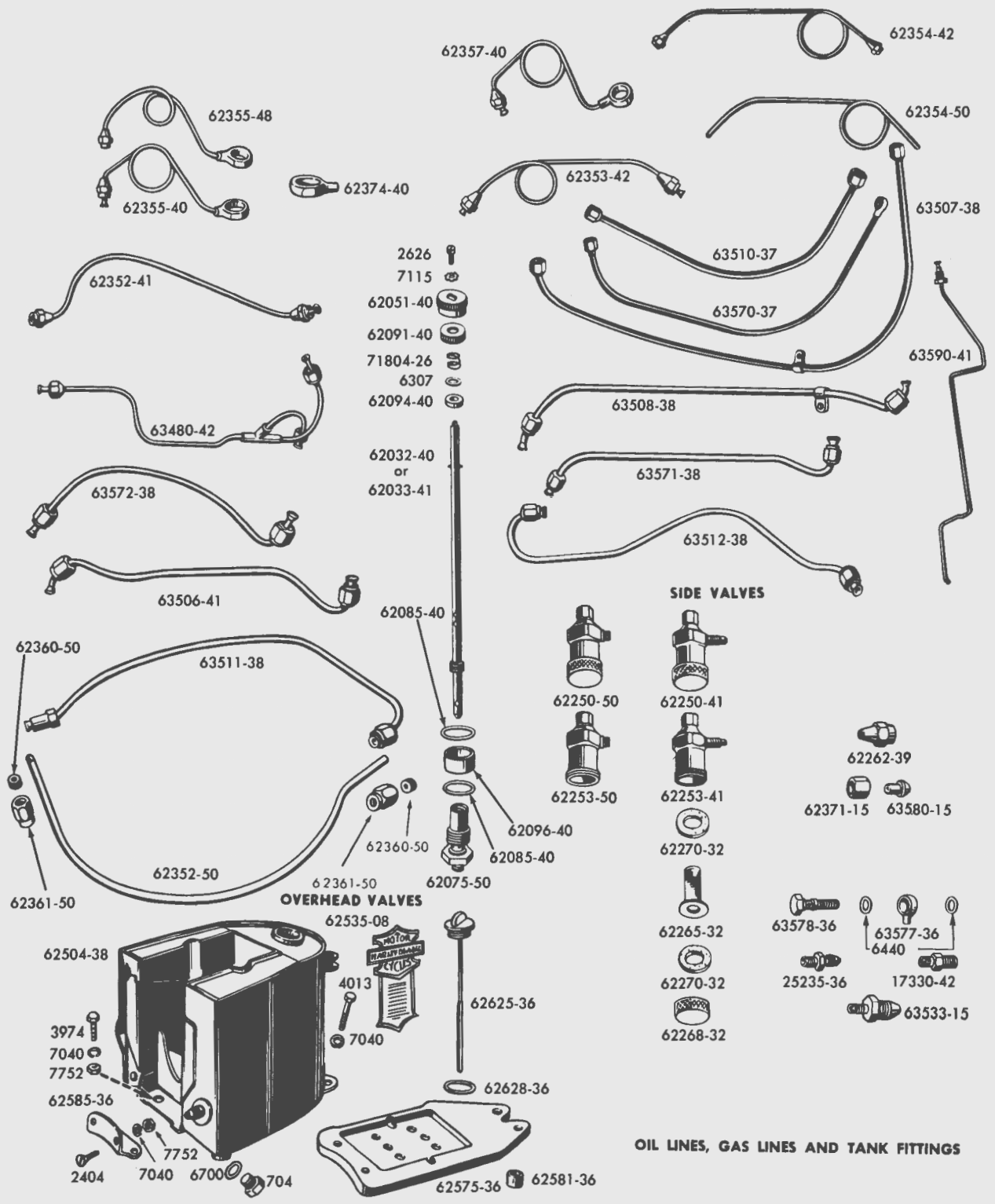
- 62032-40** Tank shut-off rod --1940 to 1952--45" twins, 1953 & 1954-- Servi-Cars
- 62033-41** Tank shut-off rod --1941 to 1954--61", 74" & 80" twins. . .
- 6307** Shut-off rod washer --1940 to 1954--all models.
- 71804-26** Shut-off rod spring --1940 to 1954--all models.
- 62051-40** Shut-off operating knob --1940 to 1954--all models.
- 2626** Operating knob screw. --1940 to 1954--all models.
- 62075-40** Shut-off rod seat --1940 to 1949--all models.
- 62075-50** Shut-off rod seat --1950 to 1954--all models.
- 62085-40** Shut-off rod seat washer (2). --1940 to 1954--all models.
- 62091-40** Shut-off seal cap --1940 to 1954--all models.
- 62094-40** Shut-off upper seal --1940 to 1954--all models.
- 62096-40** Shut-off rod spacer --1940 to 1952--45" twins, 1953 & 1954-- Servi-Cars
- 62250-41** Gas strainer cpt. --1942 to 1949--all models.
- Consists of:
- 1 **62253-41** Gas strainer base.
- 1 **62265-32** Gas strainer screen.
- 1 **62268-32** Gas strainer cap
- 2 **62270-32** Gas strainer washer.

Part No.	NAME	Price Each	Used On
GAS TANK SHUT-OFFS AND GAS LINES—Continued			
62250-50	Gas strainer cpt.		--1950 to 1954--all models.
	Consists of:		
	1 62253-50 Gas strainer base.		
	1 62265-32 Gas strainer screen.		
	1 62268-32 Gas strainer cap		
	2 62270-32 Gas strainer washer.		
62262-39	Strainer and gas line nut		--1939 to 1954--61", 74" & 80" twins, 1939 to 1949--45" twins.
62352-41	Gas line.		--1942 to 1949--OHV
62352-50	Gas line.		--1950 to 1954--OHV
62353-42	Gas line.		--1942 to 1948--74" side valves
62354-42	Gas line.		--1942 to 1949--45" twins
62354-50	Gas line.		--1950 to 1952--45" twins, 1953 & 1954-- Servi-Cars
62355-40	Tank connecting line.		--1940 to 1947--61" & 74" OHV
62355-48	Tank connecting line.		--1948 to 1954--OHV
62357-40	Tank connecting line.		--1940 to 1948--74" & 80" side valves
62360-50	Gas line rubber sleeve (2).		--1950 to 1954--all models.
62371-15	Gas line nut (valve end) and vent and rocker arm oil lines		--1915 to 1949--45" twins, 1915 to 1941-- 61", 74" & 80" twins
62361-50	Strainer and gas line nut (2)		--1950 to 1954--all models.
62374-40	Tank connecting line nipple		--1940 to 1954--61", 74" & 80" twins.
OIL TANK—OIL LINES			
* 62504-38	Oil tank.		--1938 to 1954--61", 74" & 80" twins.
* 62535-08	Oil tank transfer		--1936 to 1954--all models.
* 62575-36	Oil tank mounting plate		--1937 to 1954--61", 74" & 80" twins.
62581-36	Oil tank plate spacer (2)		--1937 to 1954--61", 74" & 80" twins.
* 62585-36	Oil tank mounting plate bracket		--1937 to 1954--61", 74" & 80" twins.
2404	Oil tank plate to bracket bolt (2).		--1937 to 1954--61", 74" & 80" twins.
3974	Oil tank bracket to mudguard bolt (2).		--1937 to 1954--61", 74" & 80" twins.
7752	Bracket bolt nut.		--1937 to 1954--61", 74" & 80" twins.
4013	Oil tank plate to frame bolt (2).		--1937 to 1954--61", 74" & 80" twins.
* 62625-36	Oil tank filler cap and gauge		--1937 to 1954--61", 74" & 80" twins.
* 62628-36	Filler cap gasket		--1937 to 1954--61", 74" & 80" twins.
62631-37	Oil tank gauge rod.		--1937 to 1952--45" twins, 1953 & 1954-- Servi-Cars
704	Oil tank drain plug		--1941 to 1954--all models.
6700	Drain plug gasket 5/8".		--1938 to 1954--all models.
62762-52	Oil tank rubber washer (outer).		--1954--OHV (Used when mtg. horn)
62763-52	Oil tank rubber washer (inner).		--1954--OHV (Used when mtg. horn)
63480-42	Oil line for rocker arm housing		--1942 to 1947--61", 74" & 80" twins.
63500-50	Oil pump return line only for oil filter		--1940 to 1954--61", 74" & 80" twins.
63502-50	Oil tank oil return line for oil filter		--1949 to 1954--OHV-Model with F.M. Radio only
63503-50	Oil tank oil return line for oil filter		--1949 to 1954--OHV (Not used with F.M. Radio)
* 63506-41	Motor oil pump return line.		--1941 to 1954--61" & 74" OHV twins
63507-38	Motor oil pump return line.		--1938 to 1952--45" twins, 1953 & 1954-- Servi-Cars
63508-38	Motor oil pump return line.		--1938 to 1948--74" & 80" side valves
63510-37	Motor oil pump feed line.		--1937 to 1952--45" twins, 1953 & 1954-- Servi-Cars
* 63511-38	Motor oil pump feed line.		--1938 to 1954--61" & 74" OHV twins
63512-38	Motor oil pump feed line.		--1938 to 1948--74" & 80" side valves
63524-50	Oil line connection (special) for oil filter		--1950 to 1954--OHV

Part No.	NAME	Price Each	Used On
----------	------	------------	---------

OIL TANK—OIL LINES—Continued

63525-50	Oil line connector (2) for oil filter		--1940 to 1949--61", 74" & 80" twins. . .
63526-50	Pump cover to oil filter oil line connector for oil filter		--1950 to 1954--OHV
63527-50	Oil line nut (4) for oil filter		--1949 to 1954.
63529-50	Oil line sleeve (rubber) (4) for oil filter		--1949 to 1954.
63530-15	Oil tank vent pipe nipple nut (oil pipe nipple).		--1950 to 1954--OHV
63530-43	Oil pump return pipe nut (2) for oil filter		--1940 to 1949--61", 74" & 80" twins. . .



OIL LINES, GAS LINES AND TANK FITTINGS

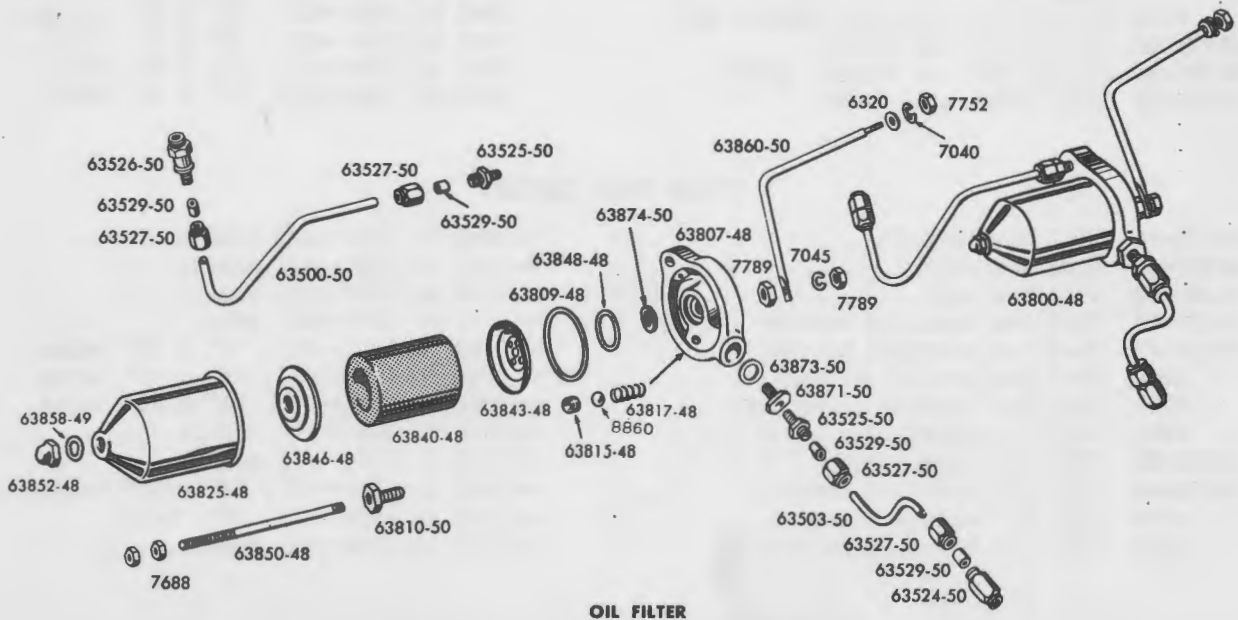
Part No.	NAME	Price Each	Used On
----------	------	------------	---------

OIL TANK—OIL LINES—Continued

63533-15	Nipple for oil tank vent line on big twins and oil pump feed line on 45" & OHV models.		--1938 to 1954--all models.
63570-37	Oil tank vent line.		--1937 to 1952--45" twins, 1953 & 1954--Servi-Cars
63571-38	Oil tank vent line.		--1938 to 1948--74" & 80" side valves
63572-38	Oil tank vent line.		--1938 to 1954--61" & 74" OHV twins
63577-36	Nipple for oil tank vent line		--1937 to 1952--45" twins, 1953 & 1954--Servi-Cars
63578-36	Nipple bolt for oil tank vent line		--1937 to 1952--45" twins, 1953 & 1954--Servi-Cars
63580-15	Nipple for gas line (rear end) and vent and rocker arm oil lines.		--1915 to 1952--45" twins, 1953 & 1954--Servi-Cars
6440	Brass washer for nipple		--1937 to 1952--45" twins, 1953 & 1954--Servi-Cars
17330-42	Oil feed pipe nipple.		--1942 to 1947--61" & 74" twins
25235-36	Crank case oil tank vent pipe nipple		--1936 to 1952--45" twins, 1953 & 1954--Servi-Cars
63590-41	Rear chain oiler line		--1941 to 1954--Servi-Cars.
63597-38	Rear chain oiler line bushing		--1938 to 1954--Servi-Cars.

OIL FILTER GROUP

63799-47	Oil filter conversion kit		--1940 to 1947--61", 74" & 80" twins.
Consists of:			
1	7045	Oil filter mounting bolt lock washer	
2	7789	Oil filter mounting bolt nut	
1	63500-50	Oil line (Oil pump to filter).	
1	63504-50	Oil line (Oil filter to tank).	
1	63524-50	Oil line connector (special)	
3	63525-50	Oil line connector	
4	63527-50	Oil line nut	
4	63529-50	Oil line sleeve.	
1	63809-48	Oil cap gasket	
1	63810-50	Oil filter mounting bolt	
1	63858-49	Oil filter stud nut gasket	
1	63861-50	Oil filter mounting bracket.	
1	63871-50	Oil line connector adapter	
1	63873-50	Oil line connector adapter gasket,	



OIL FILTER

Part No.	NAME	Price Each	Used On
----------	------	---------------	---------


OIL FILTER GROUP—Continued

63799-50	Oil filter conversion kit		--1948 to 1954--61", 74" & 80" twins. . . .
	Consists of:		
	1 6320 Filter mounting bracket plain washer		
	1 7040 Filter mounting bracket lock washer.		
	1 7045 Filter mounting bolt lock washer		
	1 7752 Filter mounting bracket nut.		
	2 7789 Filter mounting bolt nut		
	1 63500-50 Oil line (Oil pump to filter).		
	1 63503-50 Oil line (Filter to gas tank).		
	1 63524-50 Oil line connector (Special)		
	3 63525-50 Oil line connector (1940 to 1949 only)		
	1 63526-50 Oil line connector (1950 only)		
	4 63527-50 Oil line nut		
	4 63529-50 Oil line sleeve (rubber)		
	1 63810-50 Oil filter mounting bolt		
	1 63871-50 Oil line connector adapter		
	1 63873-50 Oil line connector adapter gasket.		
	1 63874-50 Filter mounting bolt gasket.		
63800-48	Oil filter complete		--1940 to 1954--61", 74" & 80" twins. . . .
63807-48	Oil filter cap.		--1940 to 1954--61", 74" & 80" twins. . . .
63809-48	Oil filter cap gasket		--1940 to 1954--61", 74" & 80" twins. . . .
63533-15	Oil filter cap nipple		--1940 to 1949--61", 74" & 80" twins. . . .
63810-50	Oil filter cap bolt		--1940 to 1954--61", 74" & 80" twins. . . .
7789	Oil filter cap bolt nut (2)		--1940 to 1954--61", 74" & 80" twins. . . .
63815-48	Oil filter valve seat		--1940 to 1954--61", 74" & 80" twins. . . .
63817-48	Oil filter valve spring		--1940 to 1954--61", 74" & 80" twins. . . .
8860	Oil filter valve spring ball.		--1940 to 1954--61", 74" & 80" twins. . . .
653	Oil filter cap Welsh plug		--1940 to 1954--61", 74" & 80" twins. . . .
63825-48	Oil filter cup.		--1940 to 1954--61", 74" & 80" twins. . . .
63840-48	Oil filter element.		--1940 to 1954--61", 74" & 80" twins. . . .
63843-48	Oil filter element upper retainer		--1940 to 1954--61", 74" & 80" twins. . . .
63846-48	Oil filter element lower retainer		--1940 to 1954--61", 74" & 80" twins. . . .
63848-48	Oil filter element retainer		
	gasket		--1940 to 1954--61", 74" & 80" twins. . . .
63850-48	Oil filter stud		--1940 to 1954--61", 74" & 80" twins. . . .
63852-48	Oil filter cup acorn nut.		--1940 to 1954--61", 74" & 80" twins. . . .
7688	Oil filter stud nut (2)		--1940 to 1954--61", 74" & 80" twins. . . .
63855-48	Oil filter nipple gasket.		--1940 to 1949--61", 74" & 80" twins. . . .
63858-49	Oil filter asbestos washer.		--1940 to 1954--61", 74" & 80" twins. . . .
63860-50	Oil filter mounting bracket		1940 to 1954--61", 74" & 80" twins. . . .
6320	Oil filter mounting bracket		
	washer		1940 to 1954--61", 74" & 80" twins. . . .
7752	Oil filter mounting bracket nut		1940 to 1954--61", 74" & 80" twins. . . .
63871-50	Oil filter cap adapter.		1940 to 1954--61", 74" & 80" twins. . . .
63873-50	Oil filter cap adapter gasket		1940 to 1954--61", 74" & 80" twins. . . .
63874-50	Oil filter bolt gasket.		1940 to 1954--61", 74" & 80" twins. . . .


TOOL BOX GROUP

64205-40	Tool box (black).		--1940 to 1954--all models.
64303-40	Tool box cover.		--1941 to 1954--all models.
64340-26	Tool box key.		--1930 to 1954--all models.
64450-41	Tool box mounting bracket		--1941 to 1952--45" solo.
47386-41	Tool box mounting bracket		--1940 to 1951--61", 74" & 80" twins. . . .
2768	Tool box bracket screw.		--1940 to 1954--61", 74" & 80" twins. . . .
7695	Tool box bracket screw nut.		--1940 to 1954--61", 74" & 80" twins. . . .
2402	Tool box screw (3).		--1941 to 1954--all models.
64472-35	Tool box screw washer (4)		--1940 to 1954--all models.
64474-40	Tool box mounting spacer.		--1940 to 1954--61", 74" & 80" twins. . . .
2424	Tool box mounting screw		--1946 to 1954--61", 74", twins
7752	Tool box mounting screw nut		--1940 to 1954--all models.


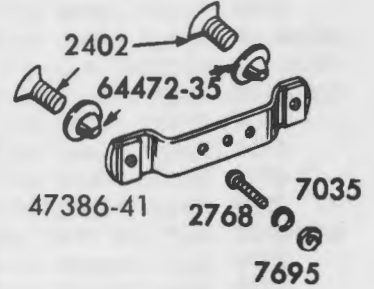
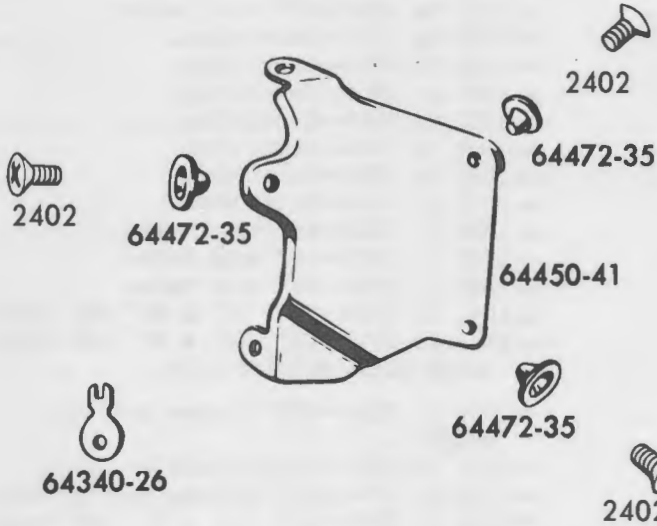
Part No.	NAME	Price Each	Used On
----------	------	------------	---------



64205-40



64303-40

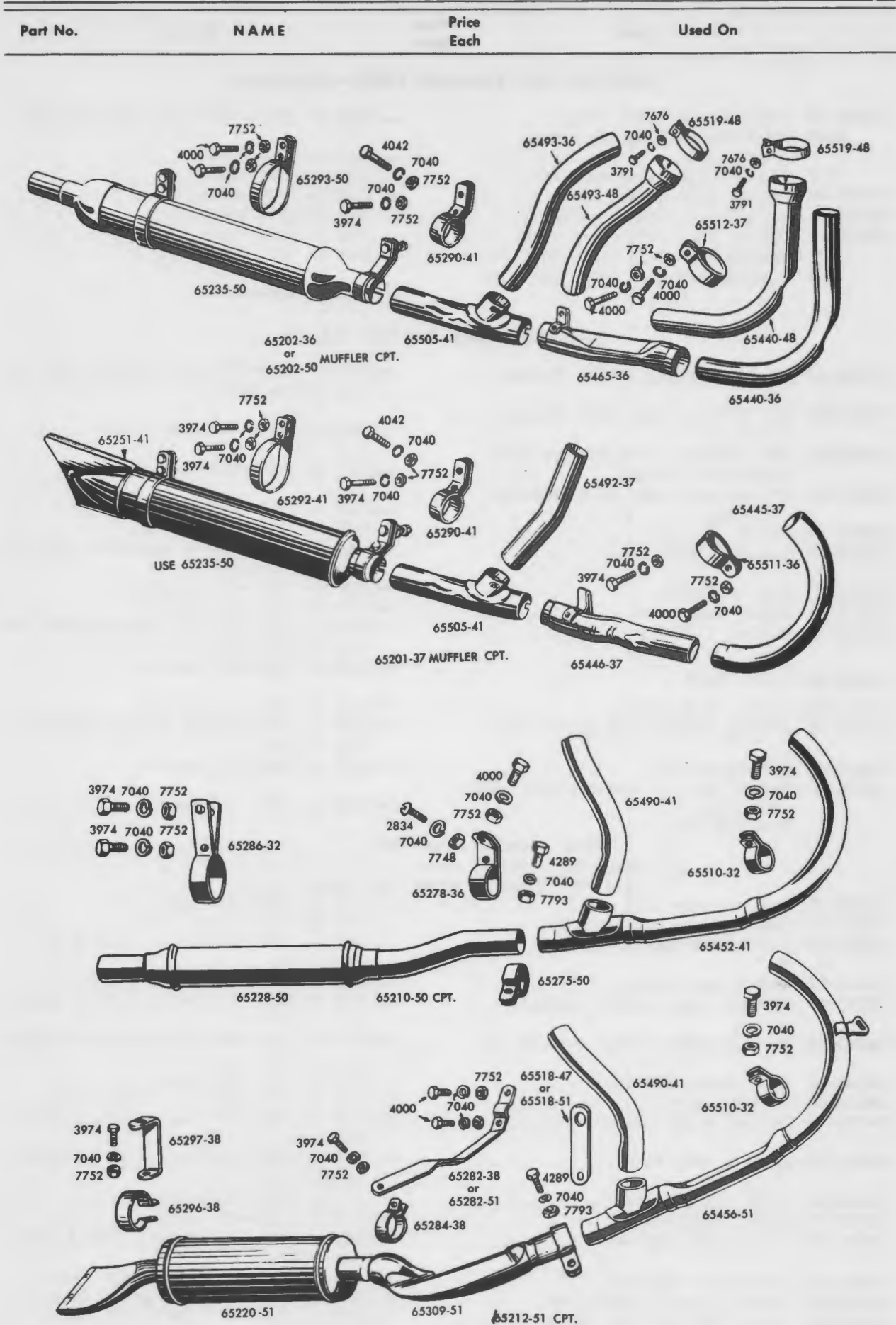


TOOL BOX

MUFFLER AND EXHAUST PIPES

65201-37	Muffler and all fittings.	--1937 to 1948-- 74" & 80" side valves . .
65202-36	Muffler and all fittings.	--1936 to 1947--OHV
65202-50	Muffler and all fittings (black) (1950 style)	--1948 to 1954--OHV
65203-50	Muffler and all fittings (chrome) (1950 style)	--1948 to 1954--OHV
65210-50	Muffler and all fittings (black) (1950 style)	--1941 to 1952--45" twins (solo only) . .
65211-50	Muffler and all fittings (chrome) (1950 style)	--1941 to 1952--45" twins, (solo only) . .
65212-51	Muffler and all fittings (black).	--1941 to 1954--Servi-Cars.
65219-32	Muffler rear end cpt.;, less exhaust pipes (black).	Replaced by 65220-51.
65220-51	Muffler rear end cpt. less exhaust pipes (black).	--1932 to 1954--Servi-Cars.
65227-41	Muffler rear end cpt., less exhaust pipes (black).	Replaced by 65228-50.
65227-50	Muffler rear end cpt. less exhaust pipes (chrome)	--1932 to 1952--45" twins (Solo).
65228-50	Muffler rear end cpt., less exhaust pipes (black).	--1932 to 1952--45" twins (Solo).
65235-36	Muffler rear end cpt. less exhaust pipes (black).	Replaced by 65235-50 or 65236-50.
65235-50	Muffler rear end cpt. less exhaust pipes (black).	--1936 to 1954--61", 74" & 80" twins. . .

Part No.	NAME	Price Each	Used On
MUFFLER AND EXHAUST PIPES—Continued			
65236-50	Muffler rear end cpt. less exhaust pipes (chrome)		--1936 to 1954--61", 74" & 80" twins.
65250-38	Rear muffler outlet		--1938 to 1954--Servi-Cars.
65251-41	Rear muffler outlet		--1941 to 1949--61", 74" & 80" twins.
65260-35	Rear muffler outlet		--1938 to 1949--45" solo twins.
65275-50	Muffler front hanger clamp.		--1950 to 1952--45" twins
4289	Front hanger clamp bolt		--1929 to 1952--45" twins
7793	Clamp bolt nut.		--1929 to 1952--45" twins
65278-36	Rear end front clamp.		--Later 1936 to 1952--45" solo twins.
2834	Front clamp bolt.		--1932 to 1952--45" solo twins.
7748	Front clamp bolt nut.		--1932 to 1952--45" solo twins.
4000	Front clamp bolt.		--1932 to 1952--45" solo twins.
7752	Front clamp bolt nut.		--1932 to 1952--45" solo twins.
65282-38	Front clamp support strap		--1938 to 1949--Servi-Cars.
65282-51	Muffler support strap		--1951 to 1954--Servi-Cars.
65284-38	Rear end front clamp.		--1939 to 1954--Servi-Cars.
3974	Front clamp bolt.		--1932 to 1954--Servi-Cars.
7752	Front clamp bolt nut.		--1932 to 1954--Servi-Cars.
4000	Front clamp bolt (2).		--1932 to 1954--Servi-Cars.
7752	Front clamp bolt nut.		--1931 to 1954--Servi-Cars.
65286-32	Muffler rear hanger		--1932 to 1952--45" solo twins.
3974	Rear hanger bolt (2).		--1932 to 1952--45" solo twins.
7752	Rear hanger bolt nut (2).		--1932 to 1952--45" solo twins.
65290-41	Muffler front hanger.		--1941 to 1954--61", 74" & 80" OHV twins.
65292-41	Muffler rear hanger		--1941 to 1954--61", 74" & 80" OHV twins (with black muffler only).
65293-50	Muffler rear hanger		--1950 to 1954--OHV (chrome muffler only).
3974	Front or rear hanger bolt		--1931 to 1954--(Black muffler only).
3996	Rear hanger bolt (2).		--1950 to 1954--OHV (Chrome muffler only)
4000	Rear hanger bolt.		--1931 to 1949--61", 74" & 80" OHV twins.
4042	Rear hanger bolt.		--1937 to 1949--61", 74" & 80" OHV twins.
7752	Front or rear hanger bolt nut		--1932 to 1954--61", 74" & 80" twins.
65296-38	Muffler end clamp		--1938 to 1954--Servi-Cars.
65297-38	Rear hanger strap		--1938 to 1954--Servi-Cars.
3974	Muffler end clamp bolt.		--1938 to 1954--Servi-Cars.
7752	Muffler end clamp bolt nut.		--1938 to 1954--Servi-Cars.
65309-51	Muffler front end connection tube		--1951 to 1954--Servi-Cars.
65310-38	Muffler connection tube		Replaced by 65310-51.
65310-51	Muffler connection tube cpt. with bracket.		--1938 to 1954--Servi-Cars.
65440-36	Front exhaust pipe.		--1936 to 1947--OHV
65440-48	Front exhaust pipe.		--1948 to 1954--OHV
65445-37	Front exhaust pipe, front end		--1937 to 1948--74" & 80" side valves
65446-37	Front exhaust pipe, rear end.		--1937 to 1948--74" & 80" side valves
65465-36	Front exhaust pipe rear end, with fittings		--1936 to 1954--OHV
65452-41	Front exhaust pipe.		--1941 to 1950--45" twins & Servi-Cars, 1951 & 1952--45" twins, solo only.
65456-51	Front exhaust pipe.		--1951 to 1954--Servi-Cars.
65490-41	Rear exhaust pipe		--1941 to 1953--45" twins, 1953 & 1954 Servi-Cars
65492-37	Rear exhaust pipe		--1937 to 1948--74" & 80" side valves
65493-36	Rear exhaust pipe		--1936 to 1947--OHV
65493-48	Rear exhaust pipe		--1948 to 1954--OHV
65505-41	Rear exhaust pipe connection.		--1941 to 1954--61", 74" & 80" twins.
65510-32	Exhaust pipe clamp.		--1932 to 1952--45" twins, 1953 & 1954 Servi-Cars
3974	Exhaust pipe clamp bolt		--1932 to 1952--45" twins, 1953 & 1954 Servi-Cars
7752	Exhaust pipe clamp bolt nut		--1937 to 1952--45" twins, 1953 & 1954 Servi-Cars
65511-36	Front exhaust pipe frame clamp.		--1937 to 1948--74" & 80" side valves
65512-37	Front exhaust pipe frame clamp.		--1937 to 1954--OHV



MUFFLER AND EXHAUST PIPES

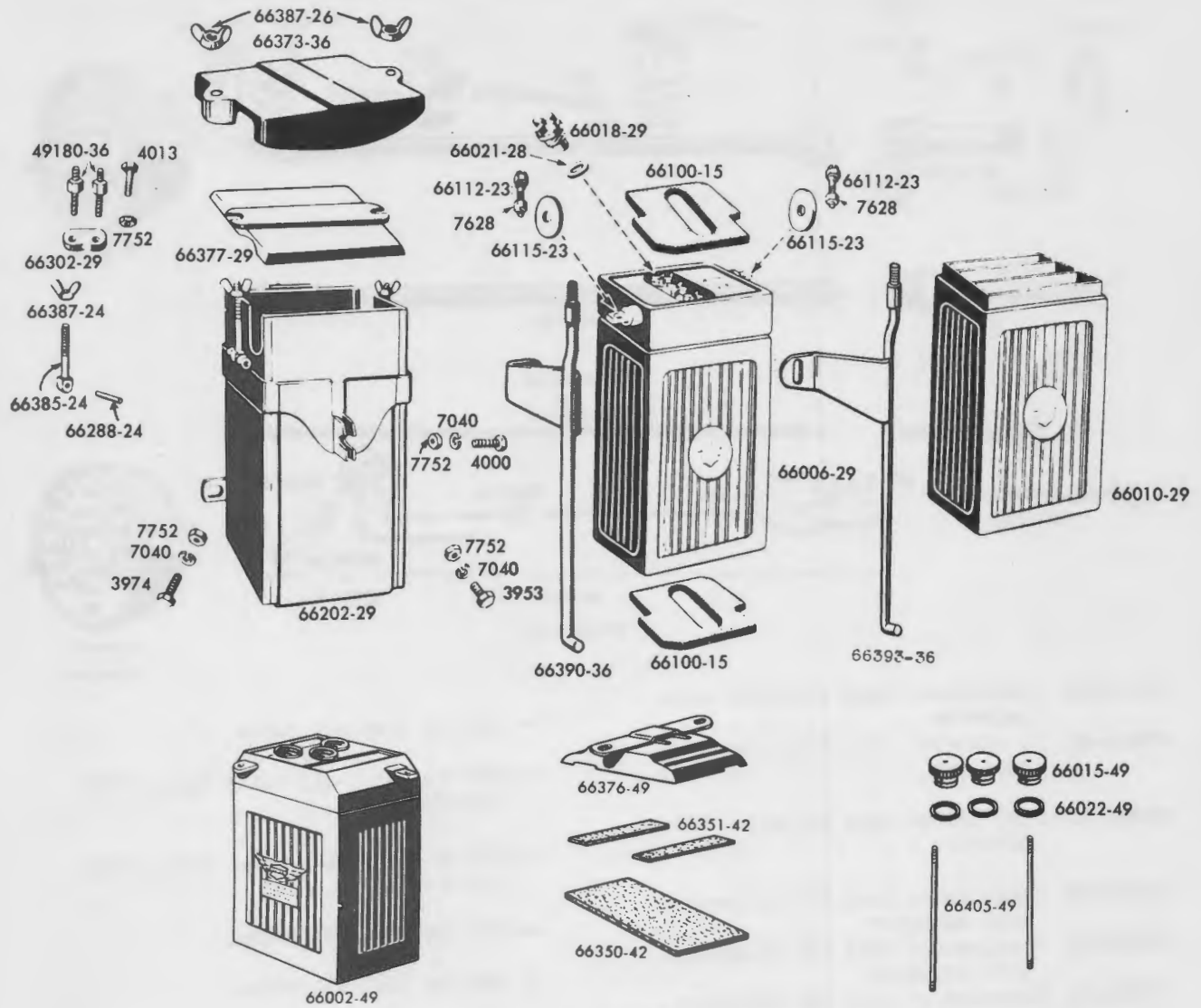
Part No.	NAME	Price Each	Used On
MUFFLER AND EXHAUST PIPES—Continued			
65513-36	Exhaust pipe frame clamp.	---	1937 to 1948--74" & 80" side valves . . .
4000	Front exhaust pipe and frame clamp bolt	---	1937 to 1954--OHV
7752	Exhaust pipe clamp bolt nut	---	1937 to 1954--OHV
65518-47	Exhaust pipe hanger strap	---	1947 to 1950--Servi-Cars.
65518-51	Exhaust pipe hanger strap	---	1951 to 1954--Servi-Cars.
65519-48	Exhaust pipe port clamp	---	1948 to 1954--OHV
3791	Exhaust pipe port clamp bolt (2).	---	1948 to 1954--OHV
7676	Exhaust pipe port clamp bolt nut (2).	---	1948 to 1954--OHV

BATTERIES AND BATTERY PARTS

66002-49	45 AMP. Battery, fully charged. . .	---	1949 to 1954--Models equipped with two way radios only.
66004-26	LM5 Battery, wet, with terminal fittings	---	1926 to 1936--74" side valve.
66006-29	HM5 Battery, fully charged with terminal fittings.	---	1937 to 1954--all models.
66007-41	HM5 Battery, dry, with terminal fittings	---	1937 to 1954--all models.
66010-29	Rubber jar only	---	1937 to 1954--all models.
66010-49	Battery rubber jar.	---	1949 to 1954--Models equipped with two way radios only.
66012-29	Wood separator.	---	1937 to 1954--all models.
66014-29	Rubber separator.	---	1937 to 1954--all models.
66015-49	Battery filler plug (3)	---	1949 to 1954--Models equipped with two way radios only.
66018-29	Filler plug	---	1930 to 1954--all models.
66021-28	Filler plug washer.	---	1929 to 1954--all models.
66022-49	Battery filler plug washer (3). . .	---	1949 to 1954--Models equipped with two way radios
66100-15	Battery mat (2)	---	1937 to 1954--all models.
66110-23	Set of battery terminal screw and fittings	---	1923 to 1954--all models.
	Consists of:		
	2 7628 Terminal screw nut		
	2 66112-23 Terminal screw		
	2 66115-23 Terminal screw felt washer		
66202-29	Battery case only	---	1929 to 1952--45" solo.
66203-40	Battery case only (black)	---	1940 to 1954--Servi-Cars.
66288-24	Clamp bolt lock pin	---	1929 to 1952--45" twins, 1953 & 1954 Servi-Cars
66302-29	Rear frame plate.	---	1929 to 1952--45" solo.
66350-42	Battery lower rubber cushion. . . .	---	1949 to 1954--For radio battery 66002-49
66351-42	Battery upper rubber cushion (2). .	---	1949 to 1954--For radio battery 66002-49
49180-36	Rear frame plate bolt	---	1929 to 1952--45" solo.
66373-36	Battery cover	---	1937 to 1954--61", 74" & 80" twins. . . .
66376-49	Battery cover	---	1949 to 1954--For radio battery 66002-49
66377-29	Battery case cover.	---	1929 to 1952--45" twins, 1953 & 1954 Servi-Cars
66385-24	Cover clamp bolt.	---	1941 to 1954--Servi-Cars.
66385-41	Cover clamp bolt.	---	1941 to 1952--45" solo.
66387-24	Cover bolt wing nut	---	1929 to 1952--45" twins, 1953 & 1954 Servi-Cars
66387-26	Cover bolt wing nut	---	1929 to 1954--61", 74" & 80" twins. . . .
66390-36	Cover tie rod, right side	---	1937 to 1954--61", 74" & 80" twins. . . .
66393-36	Cover tie rod, left side.	---	1937 to 1954--61", 74" & 80" twins. . . .

Part No.	NAME	Price Each	Used On
----------	------	------------	---------

BATTERIES AND BATTERY PARTS—Continued

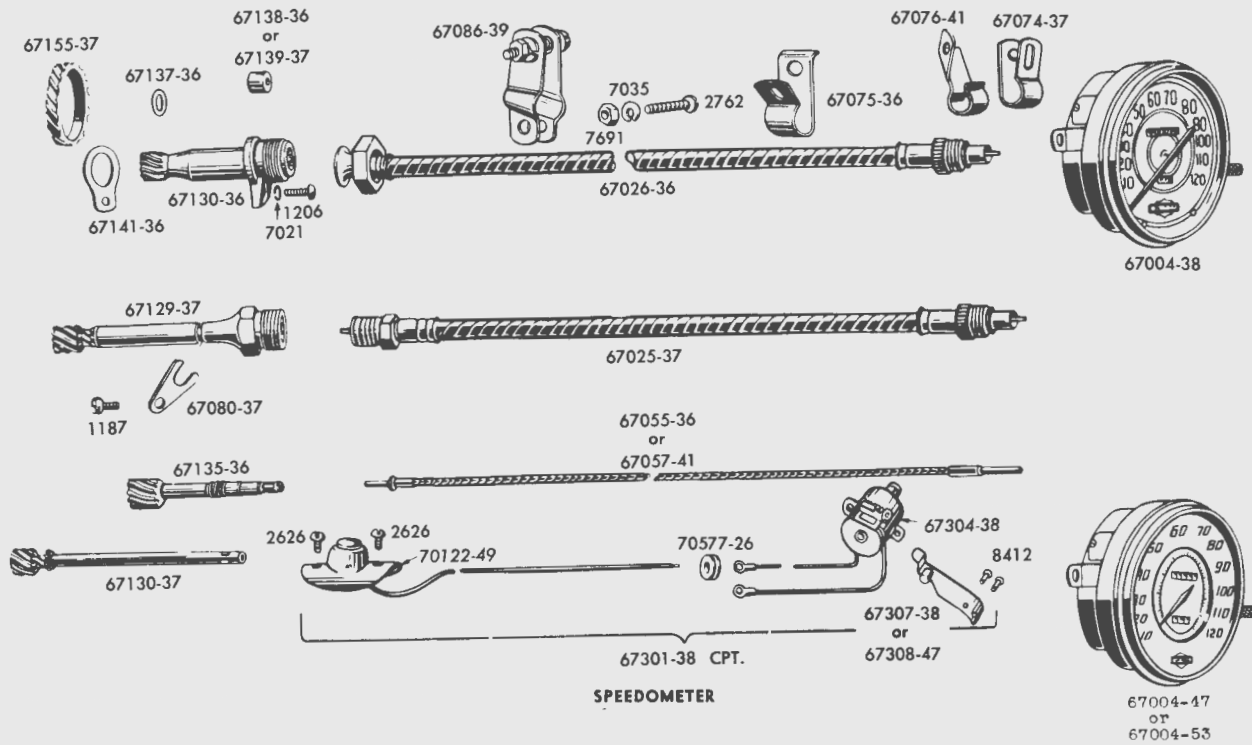


BATTERY

66405-49	Battery cover tie rods (2)	--1949 to 1954--For radio battery 66002-49
4000	Front bolt.	--1937 to 1952--45" twins, 1953 & 1954 Servi-Cars
7752	Front bolt nut.	--1937 to 1952--45" twins, 1953 & 1954 Servi-Cars
4013	Rear upper bolt	--1926 to 1952--45" solo, 1953 & 1954 Servi-Cars
7752	Rear upper bolt nut	--1926 to 1952--45" twins, 1953 & 1954 Servi-Cars
3953	Rear lower bolt	--1937 to 1952--45" solo, 1953 & 1954 Servi-Cars
3974	Rear lower bolt (long).	--1937 to 1952--45" twins
7752	Rear lower bolt nut	--1937 to 1952--45" twins
3754	Battery case bolt (2)	--1940 to 1954--Servi-Cars.
7698	Battery case bolt nut (2)	--1940 to 1954--Servi-Cars.

Part No.	NAME	Price Each	Used On
----------	------	------------	---------

SPEEDOMETER PARTS

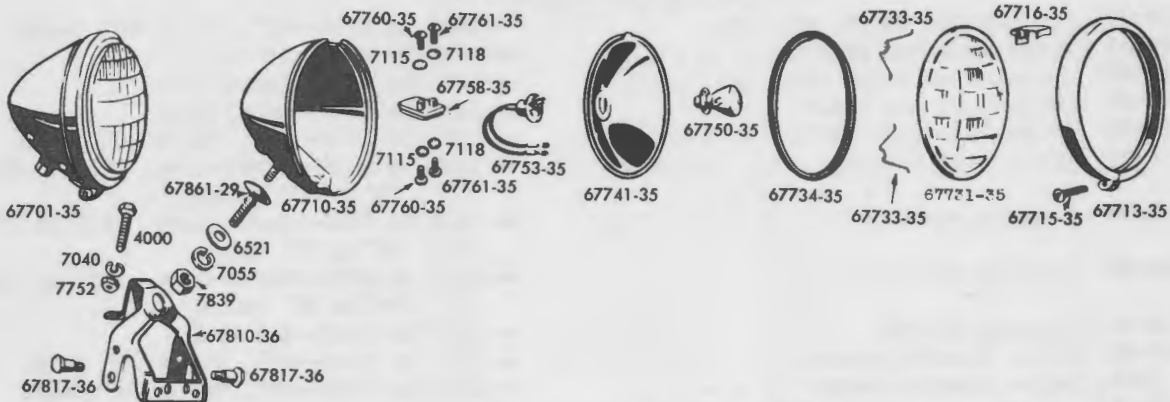


67004-38	Speedometer head 120 mile, with odometer	-- 1937 to 1946 all twins.
67004-47	Speedometer head 120 mile, with odometer	-- 1947 to 1952--all twins early 1953 Servi-Cars
67004-53	Speedometer head 120 mile, with odometer	-- 1953 & 1954--OHV, later 1953 & 1954 Servi-Cars
67005-38	Speedometer head 195 kilometer, with odometer.	-- 1937 to 1946 all twins.
67005-47	Speedometer head 195 kilometer, with odometer.	-- 1947 to 1952 all twins.
67005-53	Speedometer head 195 kilometer, with odometer.	-- 1953 & 1954 all models.
67025-37	Speedometer cable assembly with core	-- 1937 to 1952--45" Solo.
67026-36	Speedometer cable assembly with core	--1937 to 1954--61", 74" & 80" twins. . .
67028-38	Speedometer cable assembly with core	--1938 to 1950--Servi-Cars.
67028-51	Speedometer cable assembly with core	--1951 to 1954--Servi-Cars.
67055-36	Drive cable (Core).	--1937 to 1954--61", 74" & 80" twins. . .
67057-41	Drive cable (Core).	--1941 to 1951--45" solo.
67064-36	Cable casing only	--1937 to 1954--61", 74" & 80" twins. . .
67074-37	Speedometer cable clip.	--1937 to 1952--45" twins 1953 & 1954-- Servi-Cars
67075-36	Speedometer cable clip.	--1939 to 1954--61", 74" & 80" twins. . .
67076-41	Speedometer cable bracket	--1941 to 1952--45" solo.
67080-37	Drive unit retainer	--1937 to 1952--45" solo.
1187	Drive unit retainer screw	--1937 to 1952--45" solo.
67085-48	Speedometer light washer.	--Early 1948--61" & 74" twins
67086-39	Speedometer cable clip.	--1937 to 1948--74" & 80" side valves . .
2762	Speedometer cable clip screw.	--1937 to 1948 side valves.
7691	Speedometer cable clip screw nut.	--1937 to 1948 side valves.
67129-37	Speedometer drive unit cpt.	--1937 to 1952--45" solo.


Part No.	NAME	Price Each	Used On
SPEEDOMETER PARTS—Continued			
67130-36	Speedometer drive unit cpt.		--1937 to 1954--61", 74" & 80" twins.
67130-37	Drive gear and shaft.		--1937 to 1952--45" solo.
67131-38	Speedometer drive unit cpt.		--1938 to 1954--Servi-Cars.
67134-38	Drive gear and shaft.		--1938 to 1954--Servi-Cars.
67135-36	Drive gear and shaft.		--1937 to 1954--61", 74" & 80" twins.
67136-36	Drive unit housing.		--1938 to 1954--Servi-Cars, 1937 to 1954-- 61", 74" & 80" twins.
67137-36	Housing washer.		--1938 to 1954--Servi-Cars, 1937 to 1954-- 61", 74" & 80" twins.
67138-36	Housing collar.		--1938 to 1953--Servi-Cars, 1937 to 1954-- 61", 74" & 80" twins.
67139-37	Housing collar.		--1937 to 1952--45" solo.
67141-36	Drive housing gasket.		--1937 to 1954--61", 74" & 80" twins.
1206	Drive housing screw		--1937 to 1954--61", 74" & 80" twins.
67155-37	Speedometer drive gear, on brake shell.		--1937 to 1954--45" solo.
67156-38	Speedometer drive gear (on axle).		--1938 to 1954--Servi-Cars.
67301-38	Speedometer hand lock cpt.		--1938 to 1954--61", 74" & 80" twins.
	Consists of:		
	2 2626 Hand lock switch button screw.		
	2 8412 Hand lock release spring rivet		
	1 67304-38 Hand lock only		
	1 67307-38 Hand lock release button and spring.		
	1 70577-26 Hand lock wire bushing		
	1 71313-39 Instrument panel side cover plate.		
67308-47	Speedometer hand lock catch		--1947 to 1954--61" & 74" twins.
HEAD LAMP			
67701-35	Headlamp (black).		--1935 to 1952--45" twins, 1935 to 1948-- 61", 74" & 80" twins, 1953 & 1954 Servi-Cars
67701-48	Headlamp (black).		--1949 to 1954--OHV
67701-49	Headlamp (chrome)		--1949 to 1954--OHV
67702-35	Headlamp (chrome)		--1935 to 1952--45" twins, 1935 to 1948-- 61", 74" & 80" twins, 1953 & 1954-- Servi-Cars
67710-35	Headlamp body (black)		--1935 to 1952--45" twins, 1935 to 1948-- 61", 74" & 80" twins, 1953 & 1954-- Servi-Cars
67710-48	Headlamp body (black)		--1949 to 1954--OHV
67710-49	Headlamp body (chrome).		--1949 to 1954--OHV
67711-35	Headlamp door & lens cpt.		--1935 to 1952--45" twins, 1935 to 1948-- 61", 74" & 80" twins, 1953 & 1954-- Servi-Cars
	Consists of:		
	1 67713-35 Door only.		
	1 67715-35 Door fastening screw		
	1 67731-35 Front lens		
	2 67733-35 Lens retainer spring		
	1 67734-35 Lens packing washer.		
67716-35	Door lug.		--1935 to 1950--45" twins, 1935 to 1948-- 61", 74", & 80" twins.
67717-48	Headlamp sealed unit.		--1949 to 1954--OHV
67719-48	Headlamp sealed unit ring		--1949 to 1954--OHV
67721-48	Headlamp sealed unit ring screw (3).		--1949 to 1954--OHV
67726-48	Headlamp molding (door)		--1949 to 1954--OHV
67729-48	Headlamp molding screw.		--1949 to 1954--OHV
67741-35	Reflector		--1935 to 1952--45" twins, 1935 to 1948-- 61", 74" & 80" twins, 1953 & 1954 Servi-Cars

Part No.	NAME	Price Each	Used On
----------	------	------------	---------

HEAD LAMP—Continued



HEADLAMP—OLD STYLE



HEAD LAMP — NEW STYLE

67750-35	Headlamp bulb	--1935 to 1952--45" twins, 1935 to 1948--61", 74" & 80" twins, 1953 & 1954 Servi-Cars
67753-35	Inside lamp wiring.	--1935 to 1952--45" twins, 1935 to 1948--61", 74" & 80" twins, 1953 & 1954 Servi-Cars
67753-48	Inside lamp wiring.	--1949 to 1954--OHV
67756-48	Headlamp wiring clip.	--1949 to 1954--OHV
67758-35	Terminal block...	--1935 to 1952--45" twins, 1935 to 1948--61", 74" & 80" twins, 1953 & 1954 Servi-Cars
67760-35	Terminal screw, 8-32 (2).	--1935 to 1952--45" twins, 1935 to 1948--61", 74" & 80" twins, 1953 & 1954 Servi-Cars
67761-35	Terminal screw, 10-32 (2)	--1935 to 1952--45" twins, 1935 to 1948--61", 74" & 80" twins, 1953 & 1954 Servi-Cars
67810-36	Headlamp bracket.	--1940 to 1952--45" twins, 1937 to 1948--61", 74" & 80" twins, 1953 & 1954 Servi-Cars
67810-48	Headlamp bracket.	--1949 to 1954--OHV
67815-48	Headlamp bracket washer	--1949 to 1954--OHV
67817-36	Lamp bracket bolt (2)	--1940 to 1952--45" twins, 1937 to 1948--61", 74" & 80" twins, 1953 & 1954 Servi-Cars
4000	Bracket to handlebar bolt (2)	--1940 to 1952--45" twins, 1937 to 1948--61", 74" & 80" twins, 1953 & 1954 Servi-Cars
7752	Handlebar bolt nut.	--1940 to 1952--45" twins, 1937 to 1948--61", 74" & 80" twins, 1953 & 1954 Servi-Cars

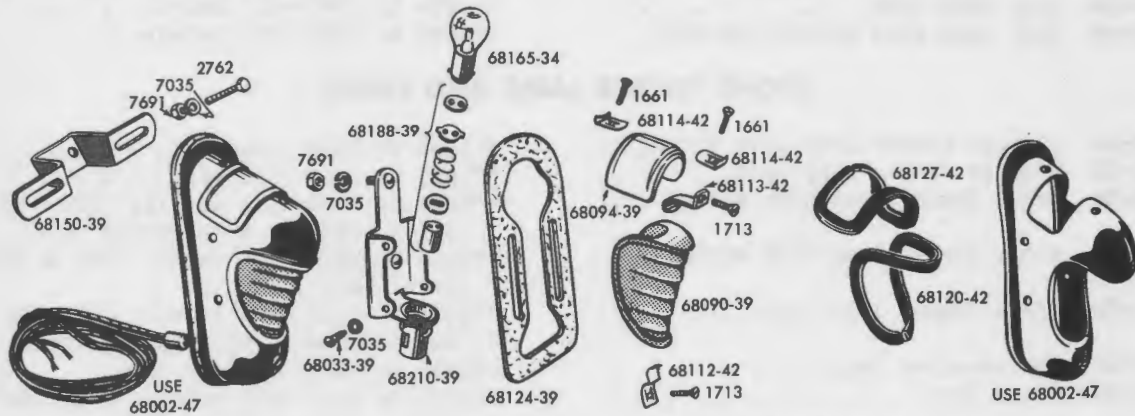
Part No.	NAME	Price Each	Used On
----------	------	------------	---------

HEAD LAMP—Continued

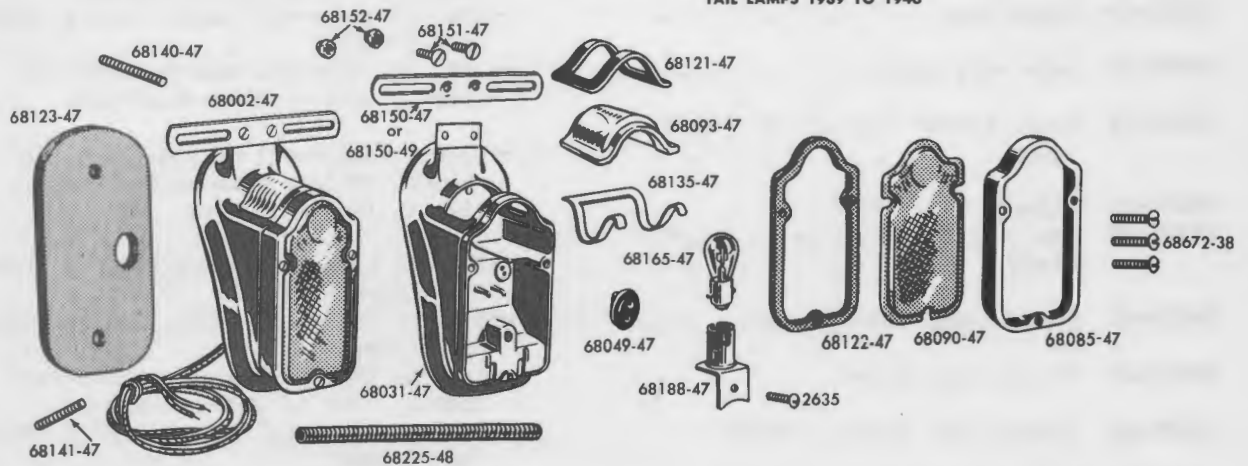
3953	Headlamp bracket bolt (2)	--1949 to 1954--OHV	
7918	Headlamp bolt nut	--1949 to 1954--OHV	
54063-36	Lamp bracket stud (2)	--1937 to 1948--61", 74" & 80" twins, (used with ride control)	
67820-38	Headlamp bracket bearing washer	--1938 to 1949--61", 74" & 80" twins.	
67861-29	Body fastening bolt	--1929 to 1952--45" twins, 1929 to 1948-- 61", 74" & 80" twins, 1953 & 1954 Servi-Cars	
6521	Headlamp body bolt washer	--1935 to 1952--45" twins, 1935 to 1948-- 61", 74" & 80" twins, 1953 & 1954 Servi-Cars	
7839	Headlamp fastening bolt nut	--1929 to 1952--45" twins, 1929 to 1948-- 61", 74" & 80" twins, 1953 & 1954 Servi-Cars	

TAIL LAMP AND STOP LIGHT

68002-47	Stop light and tail lamp cpt. (black)	--1940 to 1954--all models.
68003-47	Stop light and tail lamp cpt. (chrome)	--1940 to 1954--all models.
68031-47	Tail lamp housing (black)	--1947 to 1954--all models.
68032-47	Tail lamp housing (chrome)	--1947 to 1954--all models.
68033-39	Tail lamp housing screw (4)	--1939 to 1946--all models.
68049-47	Tail lamp grommet	--1947 to 1954--all models.
68085-47	Tail lamp door (black)	--1947 to 1954--all models.
68086-47	Tail lamp door (chrome)	--1947 to 1954--all models.
68672-38	Tail lamp door screw (3)	--1947 to 1954--all models.
2635	Tail lamp socket screw	--1947 to 1954--all models.
68090-39	Tail lamp red lens	--1939 to 1946--all models.



TAIL LAMPS 1939 TO 1946



TAIL LAMPS 1947 TO 1954

Part No.	NAME	Price Each	Used On
TAIL LAMP AND STOP LIGHT—Continued			
68090-47	Tail lamp red lens.	--1947 to 1954--	all models.
68093-47	Tail lamp out look lens or window	--1947 to 1954--	all models.
68094-39	Tail lamp number plate window . .	--1939 to 1946--	all models.
1713	Red lens fastening screw (2). . .	--1942 to 1946--	all models.
68112-42	Red lens lower speed nut.	--1942 to 1946--	all models.
68113-42	Red lens upper speed nut.	--1942 to 1946--	all models.
1661	License window fastening screw (2).	--1942 to 1946--	all models.
68114-42	License window speed nut (2). . .	--1942 to 1946--	all models.
68120-42	Tail lamp red lens gasket	--1942 to 1946--	all models.
68121-47	Tail lamp out look window gasket.	--1947 to 1954--	all models.
68122-47	Tail lamp gasket.	--1947 to 1954--	all models.
68123-47	Tail lamp gasket.	--1947 to 1954--	all models.
68124-39	Tail lamp base gasket	--1939 to 1946--	all models.
68127-42	Window gasket	--1942 to 1946--	all models.
68135-47	Tail lamp spring.	--1947 to 1954--	all models.
68140-47	Tail lamp upper stud.	--1947 to 1954--	all models.
68141-47	Tail lamp lower stud.	--1947 to 1954--	all models.
68150-39	License bracket with fittings . .	--1939 to 1946--	all models.
2762	License bracket screw (2)	--1939 to 1946--	all models.
7691	Bracket screw nut	--1939 to 1946--	all models.
68150-47	Tail lamp license plate	--1947 to 1948--	all models.
68150-49	Tail lamp license plate	--1949 to 1954--	all models.
68151-47	Tail lamp license plate screw (2)	--1947 and 1948--	all models.
68152-47	Tail lamp license plate screw nut (2).	--1947 and 1948--	all models.
68165-34	Stop light bulb (21 - 3 c.p.) . .	--1934 to 1946--	all models.
68165-47	Tail lamp bulb.	--1947 to 1954--	all models.
68188-39	Socket spring and fittings. . . .	--1939 to 1946--	all models.
68188-47	Tail light socket complete. . . .	--1947 to 1954--	all models.
68210-39	Rear lamp base.	--1939 to 1946--	all models.
68225-48	Tail lamp wire protection coil. .	--1948 to 1954--	all models.

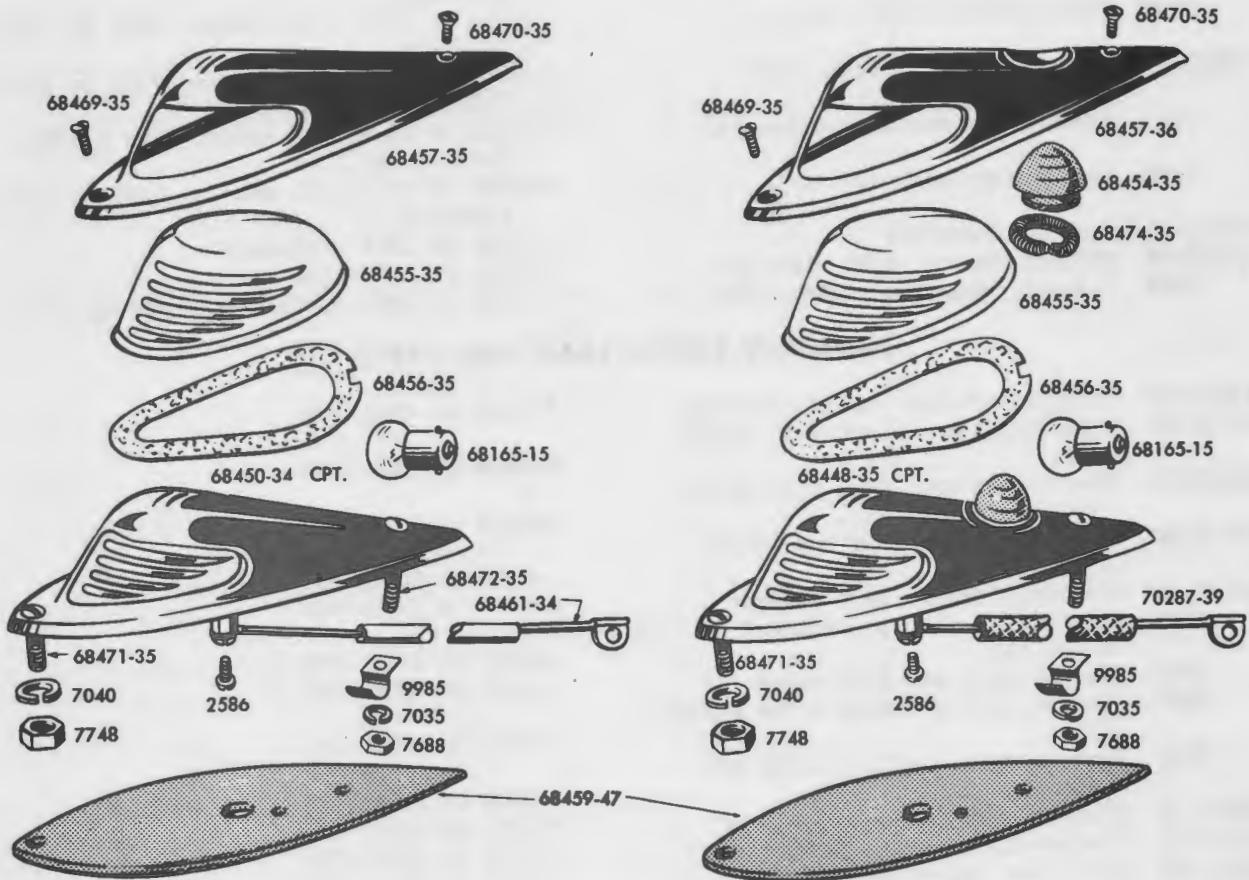
FRONT FENDER LAMP AND PARTS

68448-35	Sidecar fender lamp with wiring .	--1935 to 1954--	sidecars
68449-35	Sidecar fender lamp only.	--1935 to 1954--	sidecars
68450-34	Front fender lamp with wiring . .	--1934 to 1949--	all models, 1950--45" twins, (Models with spring fork) . . .
68450-49	Front fender lamp with wiring . .	--1950 to 1952--	45" twins, 1953 & 1954 Servi-Cars
68451-34	Front fender lamp only.	--1934 to 1949--	all models, 1950--45" twins, (Models with spring fork) . . .
68454-35	Red bee-hive lens	--1935 to 1954--	Sidecar lamp.
68455-35	Glass lens.	--1935 to 1949--	all models, 1950--45" twins, 1950 to 1954--Sidecars.
68455-49	Glass lens.	--1950 to 1952--	45" twins, 1953 & 1954 Servi-Cars
68456-35	Lens cork gasket.	--1935 to 1949--	all models, 1950--45" twins, 1950 to 1954--Sidecars.
68457-35	Front fender lamp cover, 7-1/2" long	--1935 to 1949--	all models, 1950--45" twins, (Models with spring fork) . . .
68457-36	Sidecar lamp cover.	--1935 to 1954--	sidecars.
68457-49	Front fender lamp cover, 4-5/8" long	--1950 to 1952--	45" twins, 1953 & 1954-- Servi-Cars
68458-49	Fender lamp mounting pad.	--1950 to 1952--	45" twins, 1953 & 1954-- Servi-Cars
68459-47	Fender lamp gasket.	--1947 to 1949--	all models, 1950--45" twins, 1950 to 1954--sidecars.
68459-49	Fender lamp gasket, rubber. . . .	--1950 to 1952--	45" twins, 1953 & 1954-- Servi-Cars
68461-34	Front fender lamp wire cpt. . . .	--1934 to 1945--	all models.

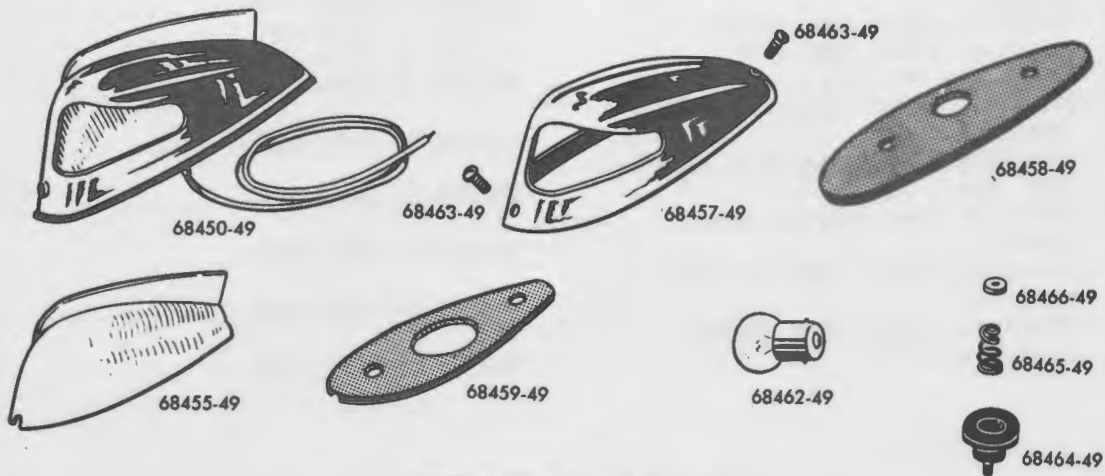
Part No.	NAME	Price Each	Used On
----------	------	------------	---------

FRONT FENDER LAMP AND PARTS—Continued

68165-15	Fender lamp bulb		--1934 to 1949--all models, 1950 to 1954-- Sidecars
68462-49	Fender lamp bulb		--1950 to 1952--45" twins, 1953 & 1954-- Servi-Cars
68463-49	Fender lamp cover screw (2) . . .		--1950 to 1952--45" twins, 1953 & 1954-- Servi-Cars
68464-49	Front fender lamp wire rubber grommet.		--1950 to 1952--45" twins, 1953 & 1954-- Servi-Cars
68465-49	Front fender lamp wire spring . .		--1950 to 1952--45" twins, 1953 & 1954-- Servi-Cars



FENDER LAMP—OLD STYLE



FENDER LAMP—NEW STYLE

Part No.	NAME	Price Each	Used On
----------	------	------------	---------

FRONT FENDER LAMP AND PARTS—Continued

68466-49	Front fender lamp wire spring washer		--1950 to 1952--45" twins, 1953 & 1954-- Servi-Cars
2586	Contact terminal screw.		--1934 to 1945--All models.
7590	Terminal screw nut (2).		--1934 to 1945.
68469-35	Cover screw, long		--1935 to 1949--all models, 1950--45" twins, 1950 to 1954--Sidecars.
68470-35	Cover screw, short.		--1935 to 1949--all models, 1950--45" twins, 1950 to 1954--Sidecars.
68471-35	Fender lamp mtg. bolt, front.		--1935 to 1949--all models, 1950 to 1954-- sidecars
7748	Front mounting bolt nut		--1935 to 1949--all models, 1950 to 1954-- Sidecars
68472-35	Fender lamp mtg. bolt, rear		--1935 to 1949--all models, 1950 to 1954-- Sidecars
2672	Fender lamp mounting screw (2).		--1950 to 1952--45" twins, 1953 & 1954-- Servi-Cars
7688	Rear fender bolt nut.		--1934 to 1949--all models, 1950 to 1954-- Sidecars
68474-35	Red lens retainer		--1935 to 1954--Sidecars.
70287-39	Sidecar fender light wire cpt		--1939 to 1947--Sidecars.
9985	Sidecar fender lamp wire clip		--1939 to 1949--Models with spring fork

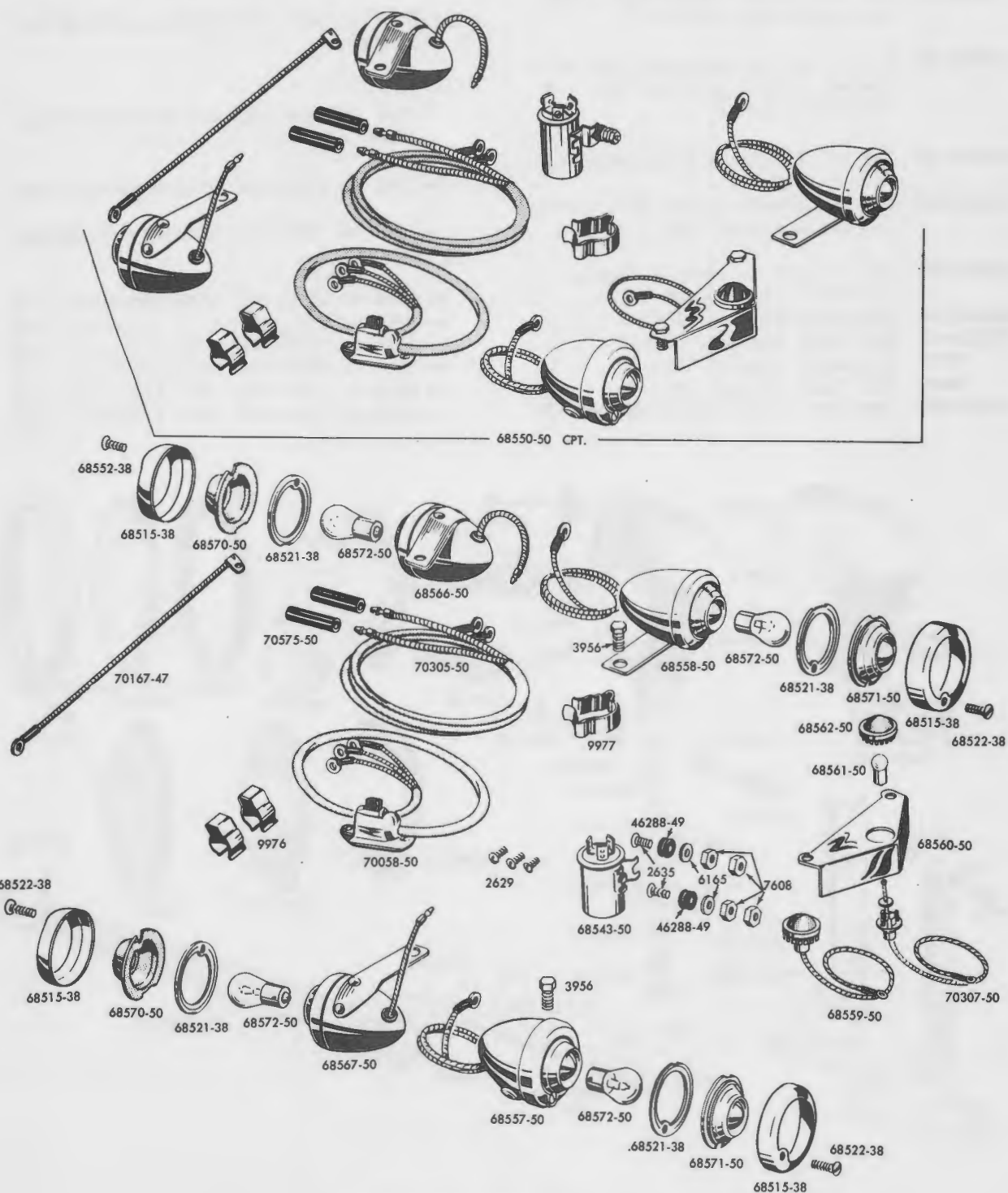
DIRECTION SIGNAL LAMP AND PARTS

68550-50	Direction signal lamp & fittings.		--1949 to 1954--OHV
68557-50	Direction signal lamp R.H. white lens		--1949 to 1954--OHV
68558-50	Direction signal lamp L.H. white lens		--1949 to 1954--OHV
68559-50	Direction pilot lamp cpt. with wire		--1949 to 1954--OHV
68543-50	Direction signal lamp flasher		--1949 to 1954--OHV
2629	Signal lamp flasher terminal screw (3).		--1949 to 1954--OHV
2635	Flasher unit mounting screw (2)		--1949 to 1954--OHV
6165	Flasher unit mounting screw washer (2).		--1949 to 1954--OHV
7608	Flasher unit mounting screw nut (4).		--1949 to 1954--OHV
46288-49	Flasher unit rubber grommet (2)		--1949 to 1954--OHV
70167-47	Flasher unit connecting wire.		--1949 to 1954--OHV
68515-38	Direction lamp door (4)		--1949 to 1954--OHV
68521-38	Direction lamp lens gasket (4).		--1949 to 1954--OHV
68522-38	Direction lamp door fastening screw (4).		--1949 to 1954--OHV
68560-50	Direction pilot lamp bracket.		--1949 to 1954--OHV
68561-50	Direction pilot lamp bulb		--1949 to 1954--OHV
68562-50	Pilot lamp red lens		--1949 to 1954--OHV
68566-50	Direction signal lamp L.H. rear red lens		--1949 to 1954--OHV
68567-50	Direction signal lamp R.H. rear red lens		--1949 to 1954--OHV
3956	Direction lamp mounting screw, front.		--1949 to 1954--OHV
68570-50	Direction signal lamp red lens, rear (2)		--1949 to 1954--OHV
68571-50	Direction signal lamp, front, white lens (2)		--1949 to 1954--OHV

Part No.	NAME	Price Each	Used On
----------	------	------------	---------

DIRECTION SIGNAL LAMP AND PARTS—Continued

68572-50	Direction signal lamp bulb (4)	---1949 to 1954--OHV	
7058-50	Direction signal lamp toggle switch and cable	---1949 to 1954--OHV	
2629	Direction lamp switch clamp screw (2)	---1949 to 1954--OHV .(2).	
7608	Direction lamp clamp screw nut (2)	---1949 to 1954--OHV	
9976	Switch cable clip (2)	---1949 to 1954--OHV	
70305-50	Direction signal lamp wire	---1949 to 1954--OHV	
70307-50	Pilot lamp wire	---1949 to 1954--OHV	



DIRECTION-SIGNAL LAMP & PARTS

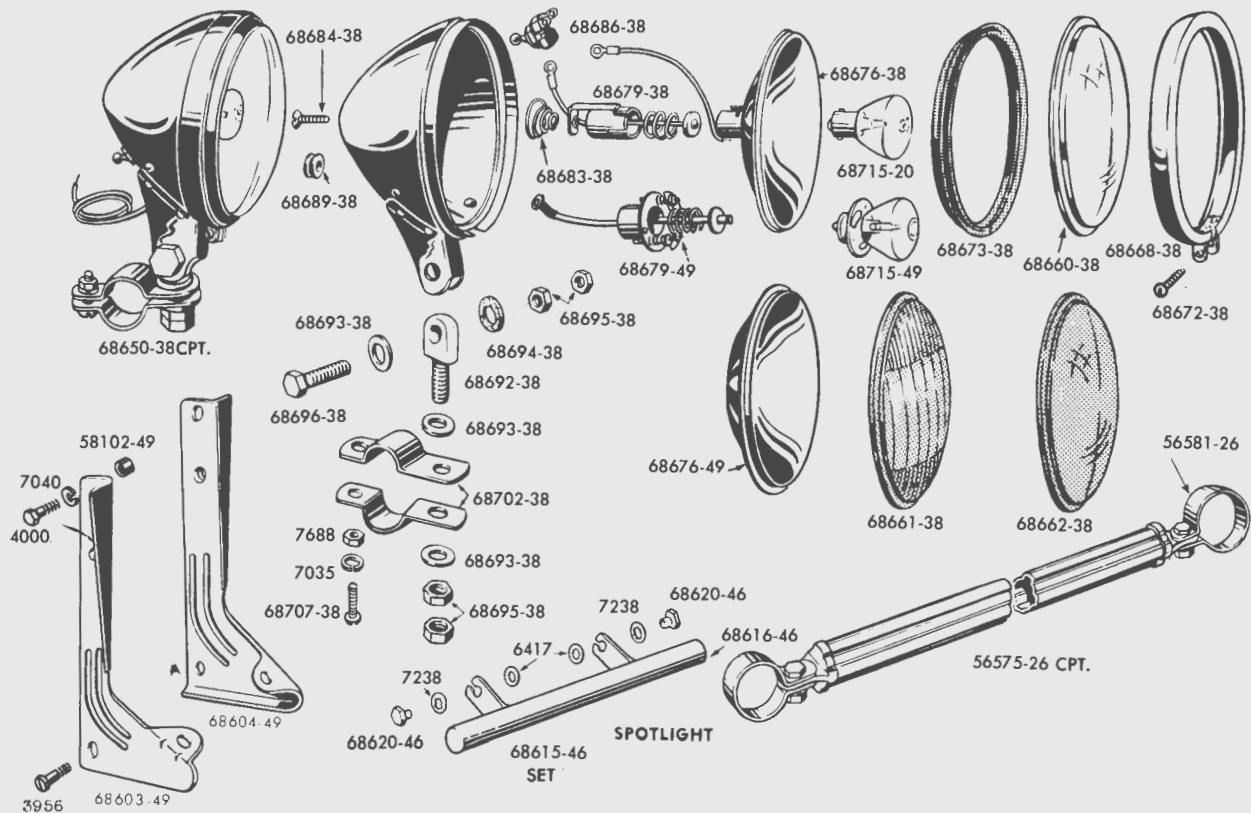
Part No.	NAME	Price Each	Used On
----------	------	------------	---------

DIRECTION SIGNAL LAMP AND PARTS—Continued

70575-50	Direction lamp insulating con- nector tube (2)	---	1949 to 1954--OHV
9977	Signal lamp wire clip (on frame head)	---	1949 to 1954--OHV

SPOTLIGHTS AND PARTS

68599-38	Set of DeLuxe spotlights cpt. with cross bar and toggle switch	---	1938 to 1954--All models with spring fork
68600-38	Set of pursuit lights with cross bar and toggle switch.	---	1938 to 1952--All models with spring fork
68600-46	Set of DeLuxe spotlight cpt. with chrome plated spotlight bar and handlebar switch	---	1938 to 1954--All models with spring fork
68600-49	Set of spotlights & brackets - clear lens	---	1949 to 1954--OHV with hydraulic fork .
68601-46	Set of pursuit lights with chrome plated spotlight bar	---	1938 to 1954--All models with spring fork
68601-49	Set of pursuit lamps & toggle switch with brackets	---	1949 to 1954--OHV with hydraulic fork .
68603-49	Spotlight bracket, left	---	1949 to 1954--OHV with hydraulic fork .
68604-49	Spotlight bracket, right.	---	1949 to 1954--OHV with hydraulic fork .
3956	Spotlight bracket bolt (2)	---	1949 to 1954--OHV with hydraulic fork .
4000	Spotlight bracket bolt (2)	---	1949 to 1954--OHV with hydraulic fork .
58102-49	Spotlight bracket bolt spacer (2)	---	1949 to 1954--OHV with hydraulic fork .



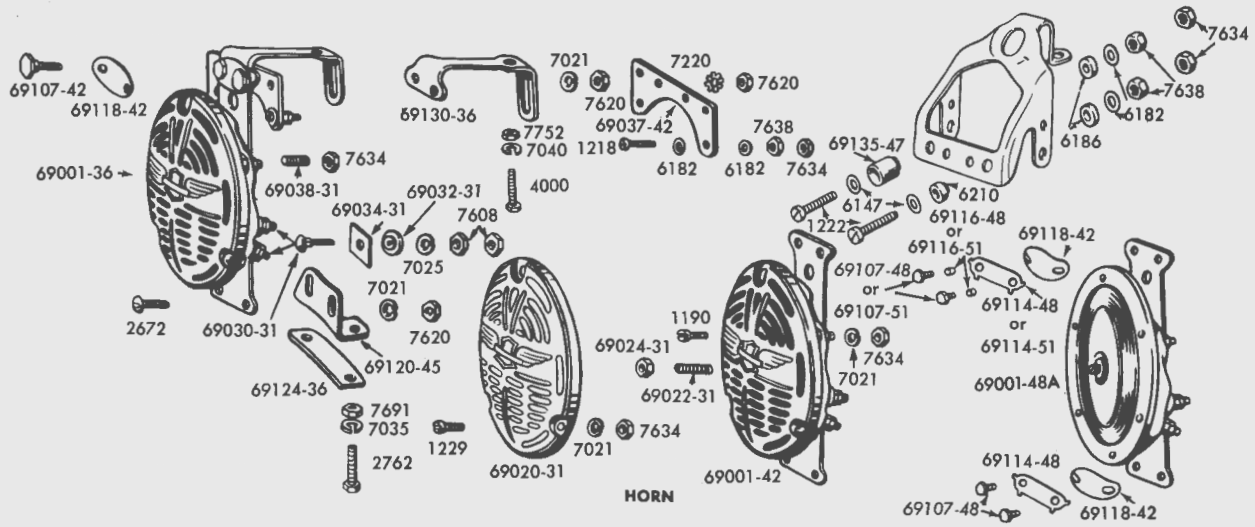
Part No.	NAME	Price Each	Used On
SPOTLIGHTS AND PARTS—Continued			
68615-46	Chrome plated spotlight bar and fittings		--1938 to 1954--All models with spring fork
	Consists of:		
	2 6417 Spotlight fork bracket washer.		
	2 7238 Spotlight fork bracket lock washer		
	1 68616-46 Spotlight bar.		
	2 68620-46 Spotlight fork bracket bolt nut.		
68650-38	DeLuxe spotlight cpt. clear lens.		--1938 to 1954--All models.
68652-38	DeLuxe spotlight cpt. fog lens.		--1938 to 1954--All models.
68653-38	DeLuxe spotlight, red lens.		--1938 to 1954--All models.
68660-38	Clear lens.		--1938 to 1954--All models.
68661-38	Fog lens.		--1938 to 1954--All models.
68662-38	Red lens.		--1938 to 1954--All models.
68668-38	Door or bezel		--1938 to 1954--All models.
68672-38	Door screw.		--1938 to 1954--All models.
68673-38	Lens gasket		--1938 to 1954--All models.
68676-38	Reflector		--1938 to early 1949--all models.
68676-49	Reflector		--Later 1949 to 1954--all models.
68679-38	Bulb socket cpt		--1938 to early 1949--all models.
68679-49	Bulb socket cpt		--Later 1949 to 1954--all models.
68683-38	Focus spring.		--1938 to 1954--all models.
68684-38	Focus screw		--1938 to 1954--all models.
68686-38	Toggle switch assembly.		--1938 to 1954--all models.
68689-38	Rubber grommet.		--1938 to 1954--all models.
68692-38	Swivel.		--1938 to 1954--all models.
68693-38	Swivel steel washer		--1938 to 1954--all models.
68694-38	Swivel fibre washer		--1938 to 1954--all models.
68695-38	Swivel nut (2).		--1938 to 1954--all models.
68696-38	Swivel bolt		--1938 to 1954--all models.
68702-38	Clamp half (2).		--1938 to 1954--all models.
68707-38	Clamp screw		--1938 to 1954--all models.
7688	Clamp nut		--1938 to 1954--all models.
68715-20	32-CP SC bulb		--1938 to early 1949--all models.
68715-49	32-CP SC bulb, prefocused		--Later 1949 to 1954--all models.
70060-29	Spotlight handlebar switch and wire		--1938 to 1954--all models.
54063-36	Spotlight fork bracket stud (2)		--1938 to 1947--all models.
69135-47	Spotlight terminal screw insulator.		--1947 to 1954--all models with spring fork
6147	Spotlight terminal screw insulator washer		--1947 to 1954--all models with spring fork
56575-26	Handlebar crossbar complete		--1938 to 1954--all models with spring fork
	Includes:		
	2 3974 Handlebar crossbar clamp bolt.		
	2 7040 Handlebar crossbar clamp bolt lock washer.		
	2 7752 Handlebar crossbar clamp bolt nut.		
	2 56581-26 Handlebar crossbar clamp		

HORN—OLD STYLE:

69001-42	Horn.	--1942 to 1952--45" twins, 1942 to 1948--61", & 74" twins, 1953 & 1954 Servi-Cars
69001-48A	Horn.	--1949 to 1953--OHV
69020-31	Horn front.	--1931 to 1952--45" twins, 1931 to 1948--61", 74" & 80" twins, 1953 & 1954 Servi-Cars
1190	Projector collar screw (short).	--1931 to 1952--45" twins, 1931 to 1948--61", 74" & 80" twins, 1953 & 1954 Servi-Cars

Part No.	NAME	Price Each	Used On
----------	------	------------	---------

HORN — OLD STYLE — Continued



1229	Projector collar screw (long)	--1931 to 1952--45" twins, 1931 to 1948--61", 74" & 80" twins, 1953 & 1954 Servi-Cars
7634	Collar screw nut.	--1931 to 1952--45" twins, 1931 to 1948--61", 74" & 80" twins, 1953 & 1954 Servi-Cars
69022-31	Diaphragm screw	--1931 to 1952--45" twins, 1931 to 1949--61", 74" & 80" twins, 1953 & 1954 Servi-Cars
69024-31	Diaphragm screw nut	--1931 to 1952--45" twins, 1931 to 1949--61", 74" & 80" twins, 1953 & 1954 Servi-Cars
69028-31	Diaphragm assembly.	--1931 to 1952--45" twins, 1931 to 1949--61", 74" & 80" twins, 1953 & 1954 Servi-Cars
69030-31	Terminal screw (2).	--1931 to 1952--45" twins, 1931 to 1949--61", 74" & 80" twins, 1953 & 1954 Servi-Cars
7608	Terminal screw nut (4).	--1931 to 1952--45" twins, 1931 to 1949--61", 74" & 80" twins, 1953 & 1954 Servi-Cars
69032-31	Terminal screw bushing.	--1931 to 1952--45" twins, 1931 to 1949--61", 74" & 80" twins, 1953 & 1954 Servi-Cars
69034-31	Terminal square fibre (2)	--1931 to 1952--45" twins, 1931 to 1949--61", 74" & 80" twins, 1953 & 1954 Servi-Cars
69037-42	Horn terminal plate	--1942 to 1946--all twins
1218	Horn terminal plate screw	--1942 to 1946--all twins
6182	Horn terminal plate screw washer (2).	--1942 to 1946--all twins
7634	Horn terminal plate screw nut	--1942 to 1946--all twins
7638	Horn terminal plate screw nut	--1942 to 1946--all twins
69038-31	Adjusting screw	--1931 to 1952--45" twins, 1931 to 1949--61", 74" & 80" twins, 1953 & 1954 Servi-Cars
7634	Adjusting screw nut	--1931 to 1952--45" twins, 1931 to 1949--61", 74" & 80" twins, 1953 & 1954 Servi-Cars
69107-42	Horn bracket bolt (2)	--1942 to 1952--45" twins, 1942 to 1948--61", 74" twins, 1953 & 1954 Servi-Cars

Part No.	NAME	Price Each	Used On
HORN—OLD STYLE—Continued			
69107-48	Horn bracket bolt (4)	--1949 to early 1951--OHV	
69107-51	Horn bracket bolt (4)	--Later 1951 to 1953--OHV	
7620	Bracket bolt nut (4).	--1942 to 1952--45" twins, 1942 to 1948-- 61" & 74" twins, 1953 & 1954 Servi- Cars	
69114-48	Horn bracket bolt lock washer (2)	--1949 to early 1951--OHV	
69114-51	Horn bracket bolt lock washer . .	--Later 1951 to 1953--OHV	
6210	Horn bracket insulator (2).	--1947 to 1952--all twins, 1953 & 1954 Servi-Cars	
69116-48	Horn bracket spacer (2)	--1949 to early 1951--OHV	
69116-51	Horn bracket spacer (2)	--Later 1951 to 1953--OHV	
69118-42	Horn bracket spring plate	--1942 to 1953--all twins	
69120-36	Lower horn bracket.	--1937 to 1945--all twins	
69120-45	Lower horn bracket.	--1946 to 1952--45" twins, 1946 to 1948-- 61" & 74" twins, 1953 & 1954 Servi- Cars	
69124-36	Lower horn bracket reinforcement.	--1937 to 1952--45" twins, 1937 to 1945-- 61", 74" & 80" twins, 1953 & 1954 Servi-Cars	
2762	Lower horn bracket bolt (2) . . .	--1937 to 1952--45" twins, 1937 to 1948-- 61", 74" & 80" twins, 1953 & 1954 Servi-Cars	
7691	Lower horn bracket bolt nut (2) .	--1937 to 1952--45" twins, 1937 to 1948-- 61", 74" & 80" twins, 1953 & 1954 Servi-Cars	
69130-36	Upper horn bracket.	--1940 to 1946--45" twins, 1937 to 1946-- 61", 74" & 80" twins	
4000	Upper bracket bolt.	--1940 to 1946--45" twins, 1937 to 1946-- 61", 74" & 80" twins	
7752	Bracket bolt nut.	--1940 to 1946--45" twins, 1937 to 1946-- 61", 74" & 80" twins	
1210	Horn to bracket screw (2)	--1930 to 1946--45" twins	
7620	Bracket screw nut (2)	--1930 to 1946--45" twins	
67810-36	Upper horn bracket.	--1947 to 1952--45" twins, 1947 & 1948-- 61" & 74" twins, 1953 & 1954 Servi- Cars	
1222	Upper horn bracket bolt (2) . . .	--1947 to 1952--45" twins, 1947 to 1948-- 61" & 74" twins, 1953 & 1954 Servi- Cars	
6186	Upper horn bracket bolt insulating washer (2)	--1947 to 1952--45" twins, 1947 & 1948-- 61" & 74" twins, 1953 & 1954 Servi- Cars	
69135-47	Horn bracket bolt insulator . . .	--1947 to 1952--45" twins, 1953 & 1954 Servi-Cars	
7634	Upper horn bracket bolt nut (2) .	--1947 and 1948--61" & 74" twins.	
7638	Upper horn bracket bolt nut (2) .	--1947 and 1948--61" & 74" twins.	

HORN—NEW STYLE


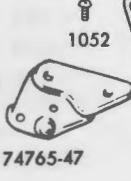
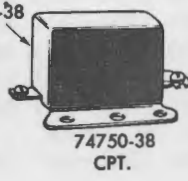










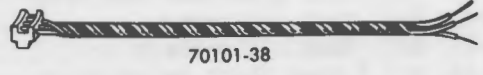


69014-54	Horn power pack	--1954--OHV	
69016-52	Horn trumpet screen	--1954--OHV	
69017-52	Horn trumpet nut.	--1954--OHV	
69021-54	Horn trumpet (not polished) . . .	--1954--OHV	
69022-54	Horn trumpet (polished)	--1954--OHV	
69051-54	Horn rubber mounting bushing. . .	--1954--OHV	
62762-52	Horn mounting rubber washer (outer)	--1954--OHV	
62763-52	Horn mounting rubber washer (inner)	--1954--OHV	
69130-54	Horn power pack bracket	--1954--OHV	
3791	Horn power pack bracket bolt (2). .	--1954--OHV	
7676	Horn power pack bracket bolt nut (2).	--1954--OHV	
4000	Horn trumpet mounting bolt.	--1954--OHV	
6332	Horn trumpet mounting bolt washer .	--1954--OHV	
7753	Horn trumpet mounting bolt nut. . .	--1954--OHV	

Part No.	NAME	Price Each	Used On
HORN—NEW STYLE—Continued			
69139-54	Horn cover (not polished)	--1954--OHV	
69140-54	Horn cover (polished)	--1954--OHV	
2204W	Horn cover screw	--1954--OHV	

WIRING

70261-30	Field coil wire (5-1/4" black (2)	--1932 to 1954--all twins	
70262-32	Field coil wire (6-1/4" black)	--1932 to 1952--all twins	
70320-38	Complete set of low tension wiring	--1938 to 1946--all twins	
	Consists of:		
	4 9907 Large terminal		
	1 32689-30 Circuit breaker to coil wire		
	1 70101-38 Headlight to handlebar toggle switch 3-wire cable		
	1 70129-36 Horn switch wire		
	1 70130-36 Switch to horn & toggle switch terminal wire		
	1 70176-38 Switch to coil, tail light terminal positive battery terminal wire		
	1 70180-38 Switch to signal light wire		
	1 70181-36 Panel bulb contact wire		
	1 70193-37 Positive battery to frame terminal wire		
	1 70193-39 Battery positive wire		
	1 70209-36 Battery ground wire		
	1 70244-38 Switch to generator and relay wire		
	1 70281-39 Stop and tail light wire		
	1 70295-47 Stop light switch to coil wire		
70320-47	Complete set of low tension wiring	14.00--1947--all twins	
	Consists of:		
	1 6106 Stud fibre washer		
	1 6156 Stud brass washer		
	2 7608 Stud nut		
	5 9907 Large terminal		
	1 32677-36 Stud insulator		
	1 32690-30 Circuit breaker to coil wire		
	1 70101-38 Headlamp to toggle switch cable		
	1 70129-36 Horn switch wire		
	1 70144-47 Panel to horn cable		
	1 70167-47 Ignition wire		
	1 70193-37 Battery positive wire		
	1 70193-39 Generator to relay wire		
	1 70209-36 Battery negative ground wire		
	1 70244-47 Switch to generator and relay wire		
	1 70295-39 Stop light switch wire assembly		
	1 70337-47 Panel to battery, tail light terminals and spark coil wire		
70320-48	Complete set of low tension wiring	15.70--1948 to 1952--45" twins, 1953 & 1954 Servi-Cars	
	Consists of:		
	1 6106 Stud fibre washer		
	1 6156 Stud brass washer		
	2 7608 Stud nut		
	1 32678-49 Stud insulator		
	1 32690-30 Circuit breaker to coil wire		
	1 70102-49 Headlight wire		
	1 70131-51A Horn switch wire		
	1 70160-48 Mounting plate to spark coil terminal box wire		
	1 70167-47 Ignition wire		
	1 70182-48 Spark coil to terminal box wire		
	1 70281-47 Tail lamp cable-red		
	1 70282-47 Tail lamp cable-black		


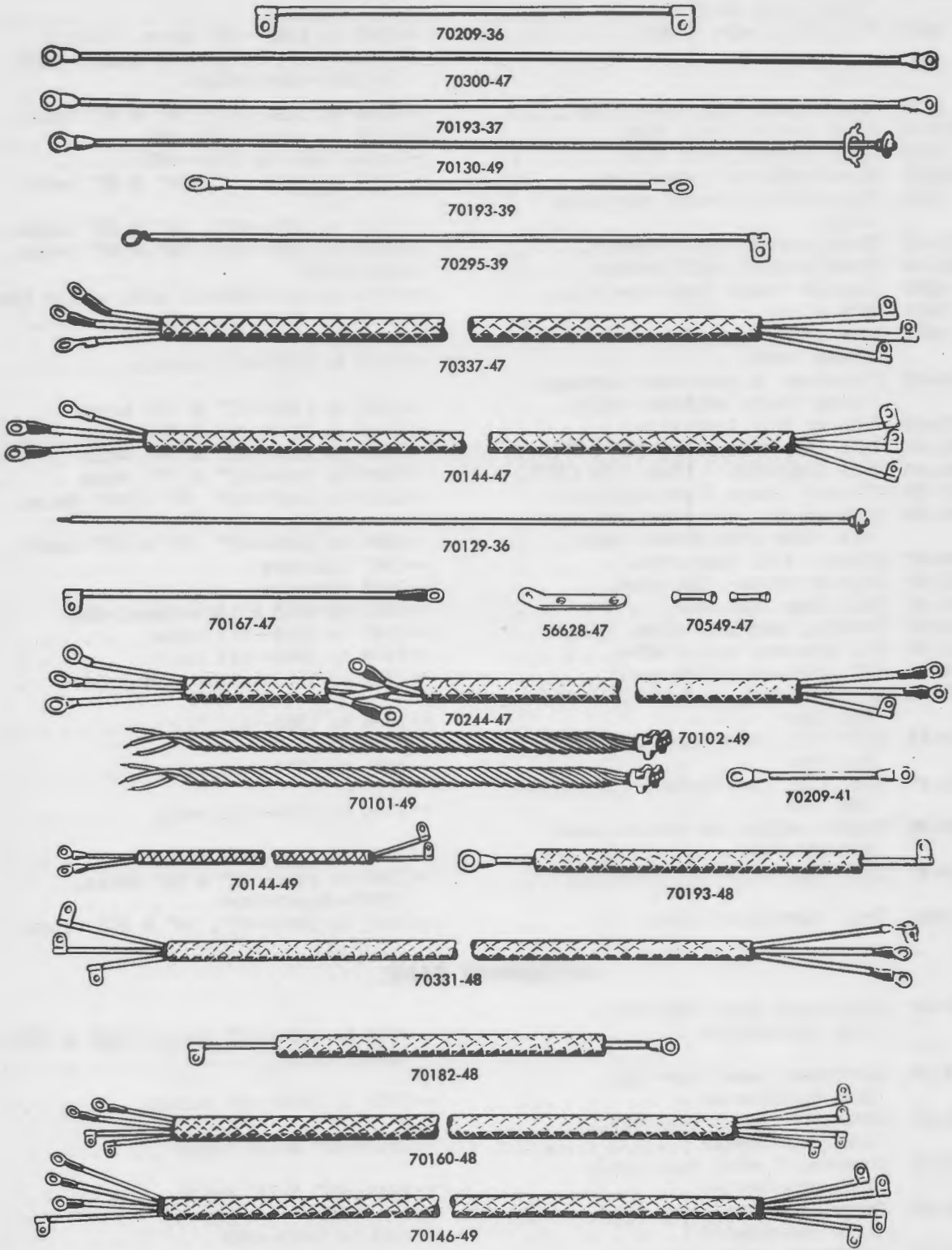
Part No.	NAME	Price Each	Used On
----------	------	------------	---------



WIRING, RELAY & CLIPS

Part No.	NAME	Price Each	Used On
WIRING—Continued			
70320-48 (Continued)	1 70193-48	Battery positive wire	
	1 70209-41	Battery negative ground wire.	
	1 70244-47	Switch to generator and relay wire.	
	1 70331-48	Oil and stop light switch wire.	
70321-48	Complete set of low tension wiring		--1948 to 1954--OHV
	Consists of:		
	1 6106	Stud fibre washer	
	1 6156	Stud brass washer	
	2 7608	Stud nut.	
	1 32678-49	Stud insulator.	
	1 32690-30	Circuit breaker to coil wire.	
	1 70101-49	Headlamp wire	
	1 70131-51A	Horn switch wire.	
	1 70144-49	Horn to Fork terminal block wire.	
	1 70144-54	Horn cable-cpt.	
	1 70146-49	Instrument mounting plate to fork wire.	
	1 70160-48	Mounting plate to coil terminal box wire.	
	1 70167-47	Ignition wire	
	1 70182-48	Spark coil to terminal box wire	
	1 70193-48	Battery positive wire	
	1 70209-41	Battery negative ground wire.	
	1 70244-47	Switch to generator and relay cable	
	1 70281-47	Tail lamp cable-red	
	1 70282-47	Tail lamp cable-black	
	1 70331-48	Oil & stop light switch wire.	
31965-30	Set of spark plug cables.		--1930 to 1952--45" twins, 1930 to 1948--74" & 80" sidevalves, 1953 & 1954--Servi-Cars.
	Consists of:		
	2 31680-27	Spark plug cable packing washer	
	1 31970-30	Spark plug cable, short	
	1 31976-30	Spark plug cable, long.	
31966-36	Set of spark plug cables.		1936 to 1954--61", 74", & 80" twins
	Consists of:		
	2 31680-27	Spark plug cable packing washer	
	1 31972-36A	Spark plug cable, short	
	1 31985-36A	Spark plug cable, long.	
32689-30	Circuit breaker to coil wire assembly		--1930 to 1952--45" twins, 1930 to 1948--61", 74", & 80" twins, 1953 & 1954 Servi-Cars.
	Consists of:		
	1 6106	Circuit breaker wire stud fibre washer.	
	1 6156	Circuit breaker wire stud brass washer.	
	2 7608	Circuit breaker wire stud nut	
	1 32677-36	Circuit breaker wire stud insulator	
	1 32690-30	Circuit breaker to coil wire & stud	
9900	Field coil wire terminal.		--1924 to 1954--all twins
9901	Wire terminal		--1948 to 1954--all twins
9902	Wire terminal		--1948 to 1954--all twins
9903	Wire terminal		--1948 to 1954--all twins
9904	Wire terminal		--1948 to 1954--all twins
9905	Wire terminal		--1948 to 1954--all twins
9906	Wire terminal		--1948 to 1954--all twins
9913	Terminal and eyelet		--1918 to 1947--all twins, 1948 & 1949--61" & 74" twins.
9913A	Terminal eyelet		--1936 to 1946--45" twins
47393-26	Set of frame terminal screws and fittings		--1936 to 1948--all twins
	Consists of:		
	2 1240	Terminal screw.	
	4 6186	Terminal screw bakelite washer.	
	2 6285	Terminal screw fibre washer	
	4 7634	Terminal screw nut.	
	2 30463-32	Terminal screw insulator.	

Part No.	NAME	Price Each	Used On
----------	------	------------	---------



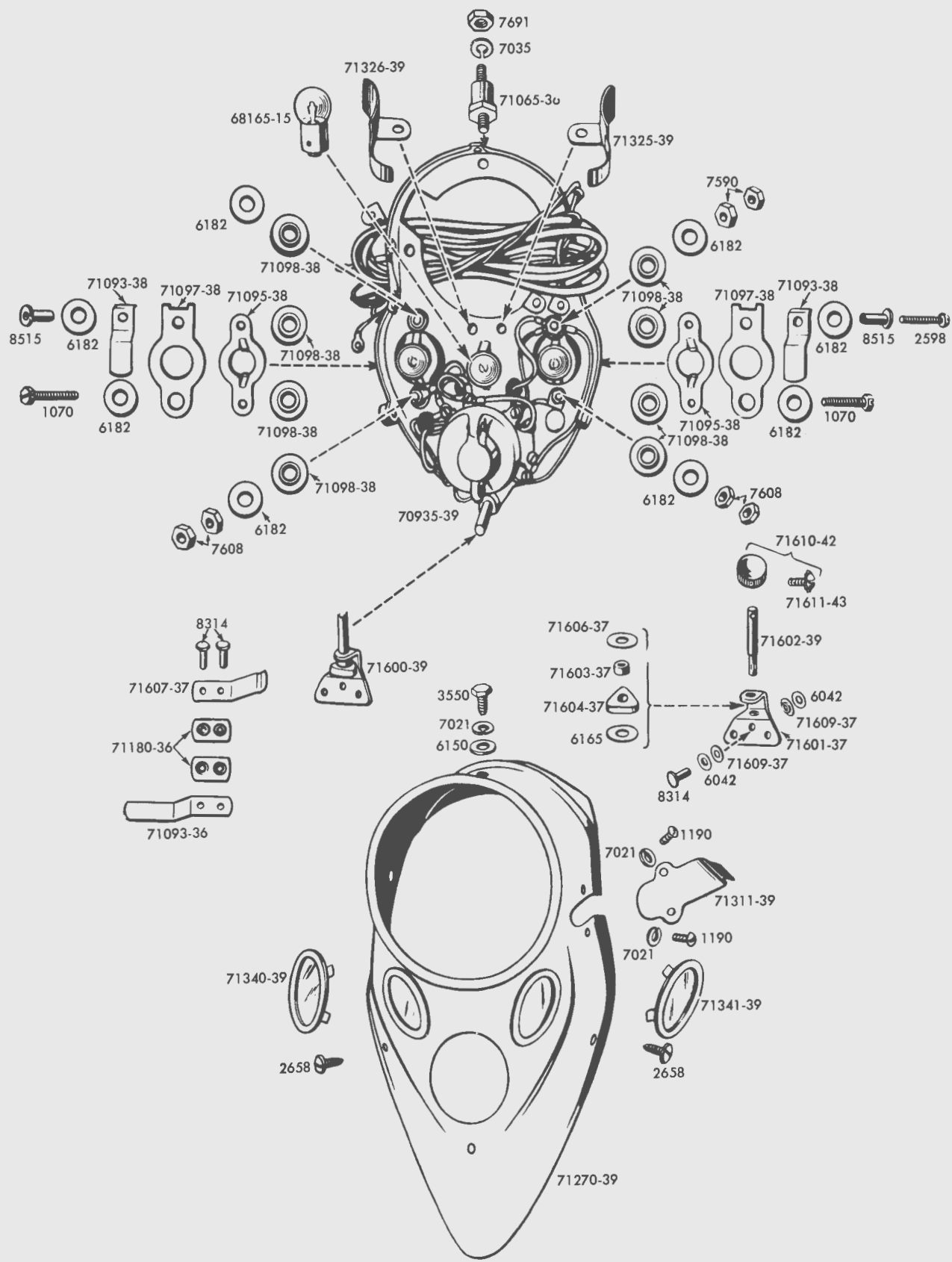
WIRING 1947 TO 1954

Part No.	NAME	Price Each	Used On
WIRING—Continued			
91704-15	LV lighting cable, 16-strand, black (per 50 ft.)		--All models.
9973	Front fork wire clamp		--1940 to 1952--45" twins, 1938 to 1949--61", 74", & 80" twins, 1953 & 1954--Servi-Cars
9970	Front spark plug cable clip		--1936 to 1954--61", 74" & 80" twins.
56625-36	Spark control coil clip		--1936 to early 1950--OHV
9957	Spark control coil clip		--Later 1950 to 1954--OHV
56626-37	Spark cable to frame clamp.		--1937 to 1948--61", 74" & 80" twins.
9971	Timer wire to crank case wire clip		--1937 to 1954--61", 74" & 80" twins.
56628-47	Timer control coil bracket.		--1947 to 1953--61", 74" & 80" twins.
56628-54	Timer control coil bracket.		--1954--OHV
9985	Sidecar fender lamp wire clip		--1939 to 1954--Models with spring fork
9979	Wire clamp 1-1/4"		--1929 to 1954--all twins
9977	Wire retaining clamp (around frame head).		--1936 to 1953--all models.
70249-42	Condenser to generator terminal strap (Radio machines only).		--1946 to 1954--61" & 74" twins
70271-48	Sidecar tail lamp wire.		--1948 to 1954--61" & 74" twins
70281-47	Tail lamp wire - red (72-1/8").		--1947 to 1954--61" & 74" twins
70282-47	Tail lamp wire - black (55-5/8").		--1947 to 1954--61" & 74" twins
70287-39	Sidecar fender light wire cpt.		--1939 to 1947--61", 74" & 80" twins.
70286-39	Sidecar tail and stoplight wire cpt. (Use with fender lamp).		--1939 to 1946--61", 74" & 80" twins.
70286-47	Sidecar tail lamp wire.		--1947 Sidecars
70287-47	Sidecar fender lamp wire.		--1947 Sidecars
70291-51	Tail lamp lead wire		--1951 to 1953 & 1954--Servi-Cars
70300-47	Parking lamp lead wire.		--1947 to 1954--all twins
70333-38	Oil pressure switch wire.		--1938 to 1946--all twins
70333-51	Oil pressure switch cable		--1951 to 1953 & 1954--Servi-Cars
70528-45	1/4 I.D. Wire conduit (in bulk) Per foot		--1936 to 1954--all twins
70529-45	5/16" I.D. wire conduit (in bulk) Per foot		--1936 to 1954--all twins
70530-45	3/8" I.D. wire conduit (in bulk) Per foot		--1936 to 1954--all twins
70533-36	Toggle switch and switch panel conduit (3).		--1937 to 1946--45" twins
70549-47	Tail lamp wire butt connector		--1947 to 1954--61" & 74" twins, 1947--Servi-Cars
9983	Tail light wire clamp		--1937 to 1950--61", 74" & 80" twins.

INSTRUMENT PANEL

70932-48	Instrument panel base cpt., less speedometer		--1948 to 1952--45" twins, 1953 & 1954-- Servi-Cars
70935-39	Instrument panel base cpt., less speedometer		--1939 to 1946--all models.
70936-47	Instrument panel base cpt., less speedometer		--1947--61" & 74" twins
70937-48	Instrument panel base cpt., less speedometer		--1948--61" & 74" twins
70938-49	Instrument panel base cpt., less speedometer		--1949 to 1953--OHV
70938-54	Instrument panel base cpt., less speedometer		--1954--OHV
70950-39	Panel base only		--1939 to 1946--all models.
70950-47	Panel base only		--1947 to 1954--all models.
71065-36	Mounting base stud (3).		--1937 to 1946--all models.
7691	Mounting base stud nut (3).		--1937 to 1946--all models.
71067-47	Mounting base stud.		--1947 to 1954--all models.
71069-47	Mounting base stud lock washer.		--1947 to 1954--all models.
7848	Mounting base stud nut.		--1947 to 1954--all models.

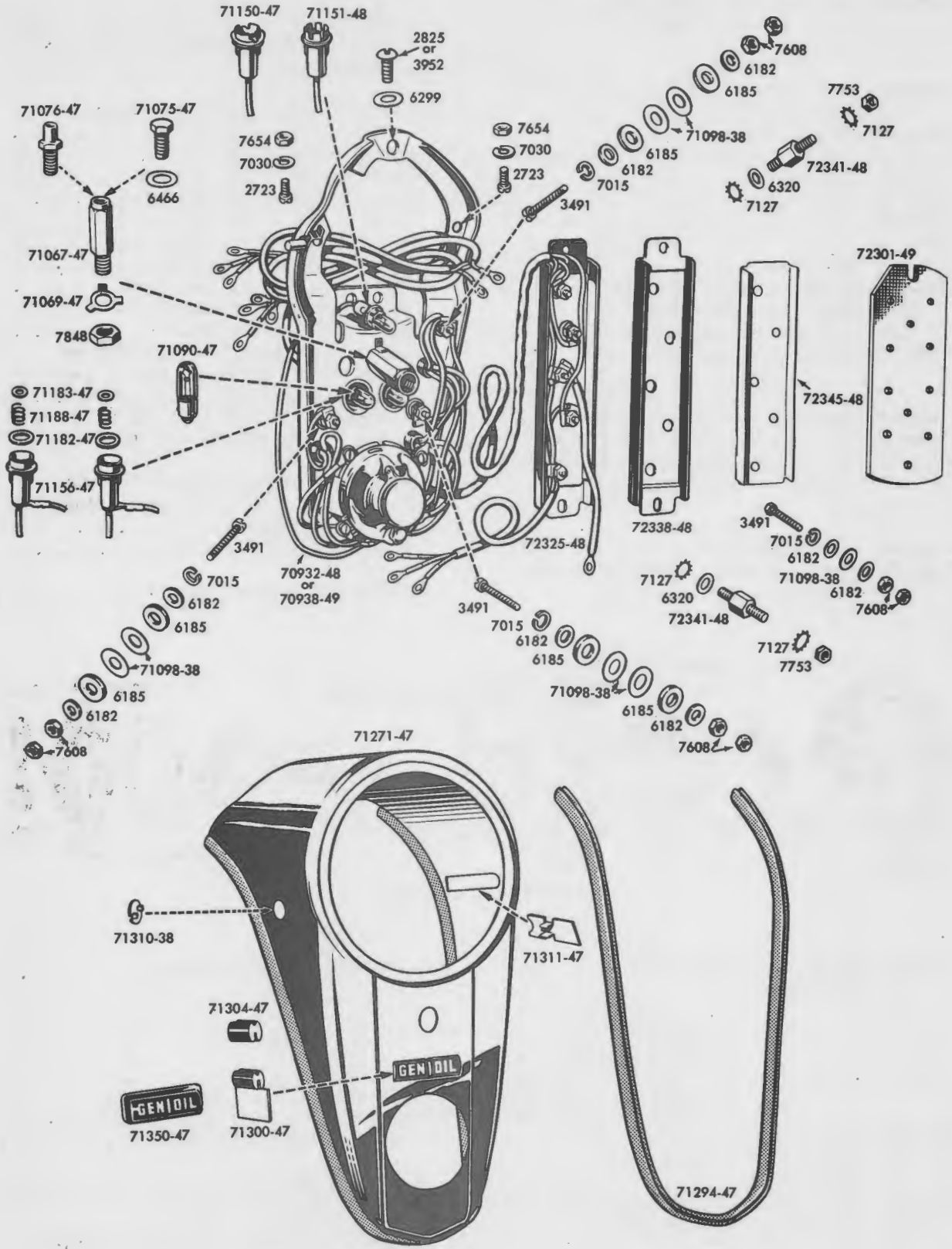
Part No.	NAME	Price Each	Used On
----------	------	------------	---------



INSTRUMENT PANEL-1939 TO 1946

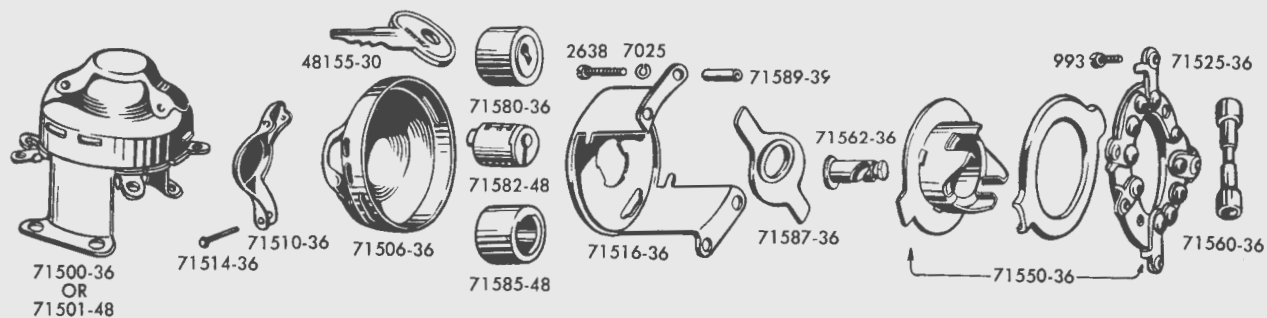
Part No.	NAME	Price Each	Used On
INSTRUMENT PANEL—Continued			
71075-47	Mounting base center screw	--1947 to 1954--all models (Not used with choke control).	
71076-47	Mounting base screw	--1947 to 1953--all models (Used with choke control)	
6466	Mounting base center screw washer	--1947 to 1954--all models	
2723	Mounting plate side screw (2)	--1947 to 1954--all models	
7654	Mounting plate side screw nut (2)	--1947 to 1954--all models	
2825	Instrument mounting plate to steering head screw (3)	--1947 to 1949--61" & 74" twins	
3952	Instrument mounting plate to steering head screw (3)	--1947 to 1952--45" twins, 1950 to 1954--OHV.	
6299	Steering head screw washer (3)	--1947 to 1954--all models	
68165-15	Panel lamp bulb (3)	--1937 to 1946--all models	
71090-47	Panel lamp bulb (3)	--1947 to 1954--all models	
71093-36	Center bulb contact spring	--1937 to 1946--all models	
71093-38	Side bulb contact spring (2)	--1938 to 1946--all models	
71095-38	Side bulb socket (2)	--1938 to 1946--all models	
71097-38	Bulb socket insulator (2)	--1938 to 1946--all twins	
2598	Bulb socket screw (6-32 x 7/8")	--1938 to 1946--all models	
7590	Socket screw nut (6-32)	--1938 to 1946--all models	
1070	Bulb socket screw (8-32 x 3/4")	--1938 to 1946--all models	
7608	Socket screw nut (8-32)	--1938 to 1946--all models	
8515	Instrument panel lamp socket rivet	--1938 to 1946--all models	
6182	Thin steel washer (8)	--1938 to 1954--all models	
71098-38	Screw insulator (9)	--1938 to 1954--all models	
71150-47	Speedometer light socket	--1947--all models	
71151-48	Speedometer light socket	--1948 to 1954--all models	
71156-47	Signal light socket	--1947 to 1954--all models	
71157-47	Oil signal light socket	--1947--all models	
71180-36	Center contact spring insulator (2)	--1937 to 1946--all models	
71182-47	Signal light socket washer (2)	--1947 to 1954--all models	
71183-47	Panel light socket fibre washer (2)	--1947 to 1954--all models	
71188-47	Panel light socket spring (2)	--1947 to 1954--all models	
71190-47	Panel light socket wire (green)	--1947 to 1954--all models	
71270-39	Instrument panel cover	--1939 to 1946--all models	
71271-47	Instrument panel cover	--1947 to 1954--all models	
71294-47	Instrument panel cover gasket	--1947 to 1954--all models	
71300-47	Panel signal light separator and gasket	--1947 to 1954--all models	
71304-47	Panel signal light separator gasket	--1947 to 1954--all models	
3550	Panel cover hex, screw	--1937 to 1946--all models	
1190	Panel cover screw (2)	--1938 to 1946--all models	
71310-38	Instrument panel cover plug	--1938 to 1954--all models	
2658	Panel cover self tapping screw	--1939 to 1946--all models	
71311-39	Cover side plate	--1939 to 1946--all models	
71311-47	Cover side plate	--1947 to 1954--all models	
71313-39	Cover side plate (for Trip-mileage)	--1939 to 1946--all models	
71325-39	Panel light shield, R.H	--1939 to 1946--all models	
71326-39	Panel light shield, L.H	--1939 to 1946--all models	
71338-39	Set of instrument panel windows	--1939 to 1946--all models	
	Consists of:		
	1 71340-39 Panel window and frame cpt. - green		
	1 71341-39 Panel window and frame cpt. - red		
71350-47	Instrument panel window (Gen - Oil)	--1947 to 1954--all models	

Part No.	NAME	Price Each	Used On
----------	------	------------	---------



INSTRUMENT PANEL 1947 TO 1954

Part No.	NAME	Price Each	Used On
IGNITION AND LIGHT SWITCHES			
71500-36	Ignition and light switch cpt. with lock and keys		--1937 to 1952--45" twins, 1937 to 1947-- 61", 74" & 80" twins, 1953 & 1954-- Servi-Cars
71501-48	Ignition and light switch cpt. with lock and keys		--1948 to 1954--61" & 74" twins
71506-36	Switch cover.		--1937 to 1954--all models.
71510-36	Switch key hole cover with rivet.		--1937 to 1954--all models.
71514-36	Cover rivet		--1937 to 1954--all models.
71516-36	Switch base		--1937 to 1954--all models.
71525-36	Switch mounting plate assembly. .		--1937 to 1954--all models.
71550-36	Contact holder & plate assembly .		--1937 to 1954--all models.
71560-36	Roller contact.		--1937 to 1954--all models.
71562-36	Roller contact retainer		--1937 to 1954--all models.
2638	Switch mounting screw (4)		--1939 to 1954--all models.
993	Terminal contact screw (5).		--1937 to 1954--all models.
71580-36	Switch lock and keys.		--1937 to 1952--45" twins, 1937 to 1947--61", 74" & 80" twins, 1953 & 1954--Servi-Cars
71582-48	Ignition switch cylinder.		--1948 to 1954--61" & 74" twins
71585-48	Ignition switch cylinder case . .		--1948 to 1954--61" & 74" twins
48155-30	Switch key (specify letter and number of lock).		--1937 to 1952--45" twins, 1937 to 1947--61", 74" & 80" twins, 1953 & 1954--Servi-Cars
71587-36	Switch lock plate		--1937 to 1954--all models.
71589-39	Ignition switch mounting spacer (4).		--1939 to 1946--all models.



IGNITION & LIGHT SWITCH


71600-39	Panel light switch cpt.		--1939 to 1946--all models.
	Consists of:		
	1 6165	Panel switch washer	
	1 71601-37	Panel switch bracket.	
	1 71602-39	Panel switch stem	
	1 71603-37	Panel switch stem spacer.	
	1 71604-37	Panel switch can (bakelite)	
	1 71606-37	Panel switch spring washer.	
71607-37	Switch contact spring		--1937 to 1946--all models.
8314	Switch wire contact rivet (tubular).		--1937 to 1946--all models.
71609-37	Fibre insulator washer (2).		--1937 to 1946--all models.
6042	Rivet washer, steel (2)		--1937 to 1946--all models.
2540	Switch knob screw		--1937 to 1943--61", 74" & 80" twins. . .
71610-42	Panel switch knob screw kit		--1938 to 1946--all models.
71611-43	Panel light switch knob screw . . .		--1938 to 1946--all models.

Part No.	NAME	Price Each	Used On
----------	------	------------	---------

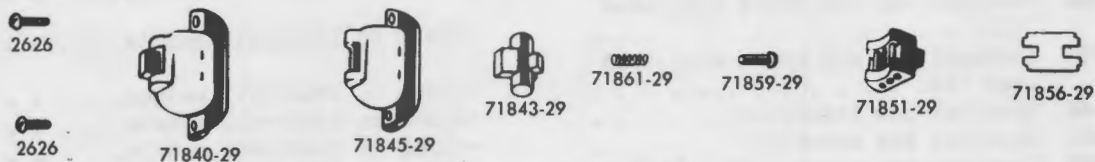
HANDLEBAR HORN AND LIGHT SWITCHES

71800-26 Horn switch cpt. less wire. (Replaced by 71800-26A)
 Consists of:

- 2 2626 Horn switch screw
- 1 71802-26 Horn switch button.
- 1 71804-26 Horn switch button spring
- 1 71806-26 Horn switch wire insulation
- 1 71811-26 Horn switch housing
- 1 71813-26 Horn switch contact plate
- 1 71815-26 Horn switch spring stop washer.



HORN SWITCH



HANDLE BAR LIGHT SWITCH

71800-26A Horn switch cpt. less wire. --1926 to 1954--all models.
 Consists of:

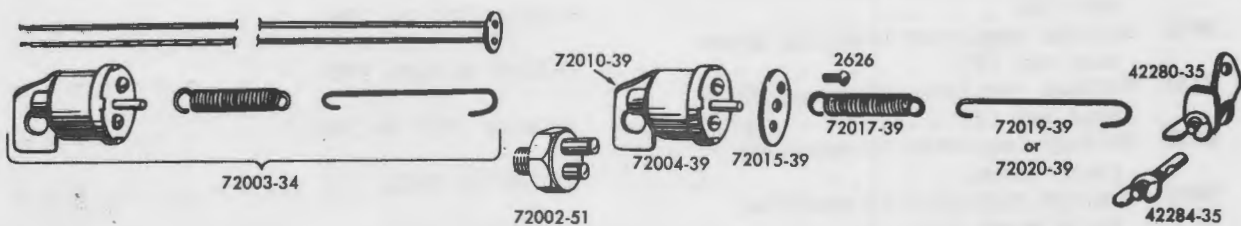
- 2 2626 Horn switch screw
- 1 71802-26 Horn switch button.
- 1 71804-26 Horn switch button spring
- 1 71806-26 Horn switch wire insulation
- 1 71811-26 Horn switch housing
- 1 71813-26 Horn switch contact plate
- 1 71815-26 Horn switch spring stop washer.

71840-29 Light switch cpt. less wire --1929 to 1954--all models.
 Consists of:

- 2 2626 Light switch screw.
- 1 71843-29 Light switch lever.
- 1 71845-29 Light switch housing.
- 1 71851-29 Light switch contact block.
- 1 71856-29 Light switch retainer plate
- 1 71859-29 Light switch contact pin.
- 1 71861-29 Light switch contact pin spring

STOP LIGHT SWITCH

- 72002-51** Stop light switch only. --1951 to 1954--Servi-Cars.
- 72004-39** Stop light switch only. --1939 to 1954--all models except 1951 to 1954--Servi-Cars
- 72010-39** Switch mounting bracket --1939 to 1954--all models except 1951 to 1954--Servi-Cars
- 72015-39** Stoplight switch insulator. --1939 to 1950--45" twins, 1939 to 1948--61", 74" & 80" twins
- 2626 Switch terminal screw (4) --1939 to 1954--all models except 1951 to 1954--Servi-Cars



STOPLIGHT SWITCH

Part No.	NAME	Price Each	Used On
STOP LIGHT SWITCH—Continued			
72017-39	Switch operating spring	--1939 to 1954--all	models except 1951 to 1954--Servi-Cars
72019-39	Stop light pull wire.	--1939 to 1954--61", 74" & 80" twins.	
72020-39	Stop light pull wire.	--1939 to 1952--45" twins except 1951 to 1954--Servi-Cars	
42280-35	Stop light pull wire stud and brake lock	--1939 to 1954--all	models except 1951 to 1954--Servi-Cars
42284-35	Brake rod lock stud and wing nut.	--1937 to 1954--all	models except 1951 to 1954--Servi-Cars

TERMINAL PLATE, TERMINAL BOX, RELAY

72301-49	Terminal plate (bakelite)	--1949 to 1954--OHV	
72325-48	Terminal box.	--1948 to 1954--all	models.
72338-48	Terminal box cover.	--1948 to 1954--all	models.
72341-48	Terminal box and spark coil stud (2).	--1948 to 1954--all	models.
7753	Terminal box and spark coil stud nut (2).	--1948 to 1954--all	models.
72345-48	Terminal box insulator.	--1948 to 1954--all	models.
3491	Terminal box screw (5).	--1948 to 1954--all	models.
6182	Terminal box screw washer (10).	--1948 to 1954--all	models.
7608	Terminal box screw nut (10).	--1948 to 1954--all	models.
71098-38	Terminal box screw insulating washer (5).	--1948 to 1954--all	models.
6185	Terminal box screw insulating washer (6).	--1948 to 1954--all	models.
* 74750-38	Relay assembly.	--1938 to 1954--all	twins
* 74755-38	Relay cover	--1938 to 1954--all	twins
74765-36	Relay bracket	--1936 to 1946--61", 74" & 80" twins.	
74765-47	Relay bracket	--1947 to 1954--61" & 74" OHV	
2762W	Relay mounting and bracket screw.	--1926 to 1954--all	twins
7691	Relay mounting screw nut.	--1926 to 1954--all	twins
2582	Contact blade screw (2) 6-32.	--1926 to 1954--all	twins
1052	Terminal wire screw (2) 8-32.	--1926 to 1954--all	twins

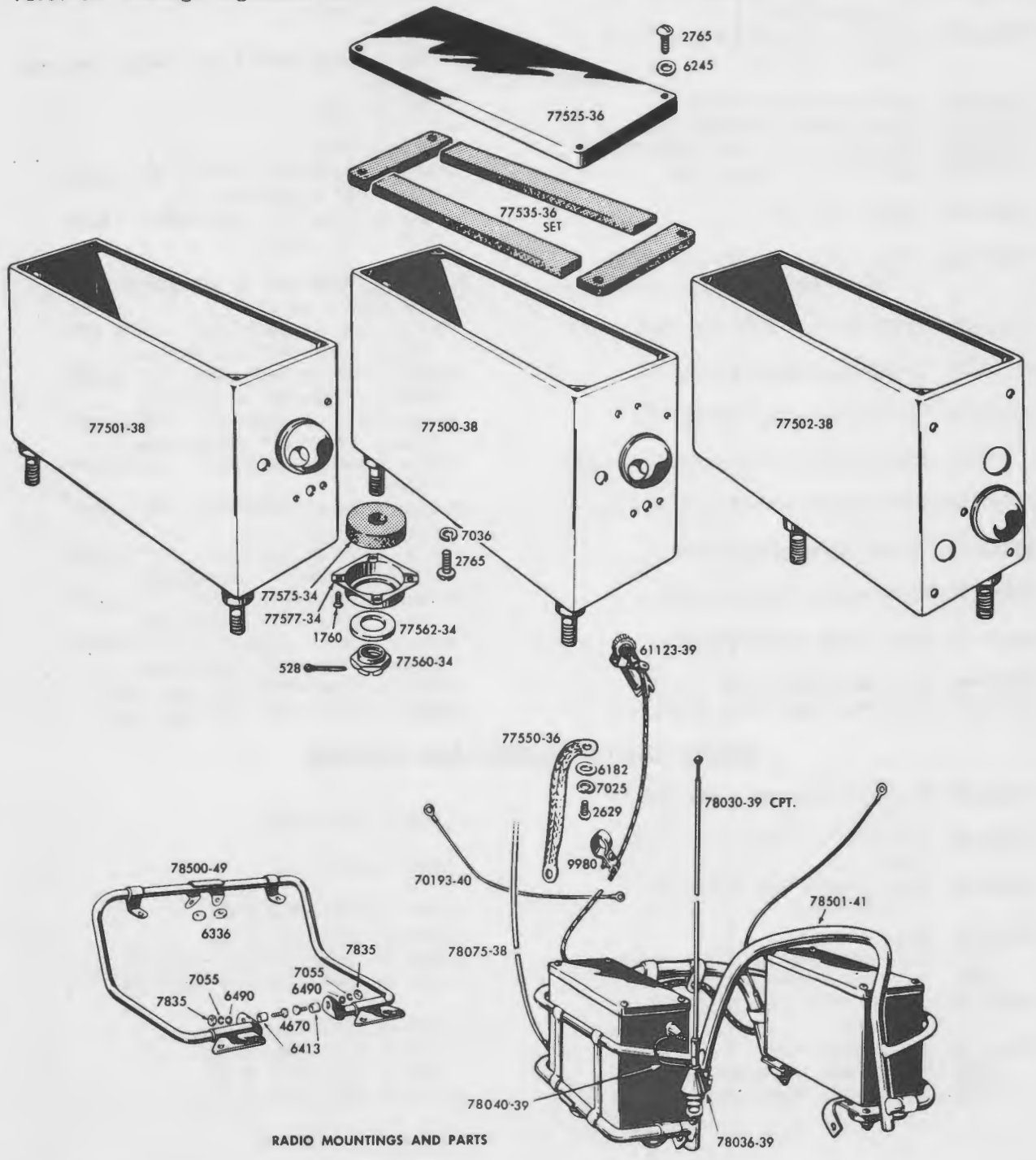
CURRENT AND VOLTAGE REGULATOR

74500-38	Current and voltage regulator with fittings.	--Later 1938 to 1948.	
74500-51A	Voltage regulator with fittings	--1951 to 1954.	
74511-41	Current and voltage regulator only	--1941 to 1948.	
74511-51A	Current & voltage regulator only.	--1949 to 1954.	
74514-52	Set of current & voltage regulator fittings	--1952 to 1954.	
74515-48	Current & voltage regulator cover	--1949 to 1954.	
74518-48	Voltage regulator cover gasket.	--1949 to 1954.	
74521-48	Voltage regulator mounting bracket kit.	--1949 to 1954.	
74524-48	Voltage regulator mounting plate.	--1949 to late 1951	
74524-52	Voltage regulator mounting plate.	--Late 1951 to 1954	
74527-48	Voltage regulator mounting plate stud (2)	--1949 to late 1951	
74527-52	Voltage regulator mounting plate stud (2)	--Late 1951 to 1954	
7675	Voltage regulator mounting plate stud nut (2)	--1949 to late 1951	
7727	Voltage regulator mounting plate stud nut (2)	--Later 1951 to 1954.	
2756	Voltage regulator to mounting plate screw.	--1949 to 1951.	
7691	Voltage regulator to mounting plate screw nut.	--1949 to 1951.	

Part No.	NAME	Price Each	Used On
----------	------	------------	---------

CURRENT AND VOLTAGE REGULATOR—Continued

74529-42	Voltage regulator bracket	--1942 to 1948.
74536-42	Voltage regulator bracket clamp	--1942 to 1948.
3974	Bracket to frame clamp bolt	--1942 to 1948.
7752	Clamp bolt nut.	--1942 to 1948.
74541-52	Voltage regulator rubber mount (upper).	--1952 to 1954.
74542-52	Voltage regulator rubber mount (lower).	--1952 to 1954.
74545-52	Voltage regulator spacer.	--1952 to 1954.
6245	Voltage regulator plain washer.	--1952 to 1954.
7676	Voltage regulator nut (7)	--1952 to 1954.
3825	Voltage regulator nut (3)	--1952 to 1954.
3838	Voltage regulator nut (4)	--1952 to 1954.
74565-52	Voltage regulator fuse.	--1952 to 1954.
74567-52	Voltage regulator fuse holder	--1952 to 1954.



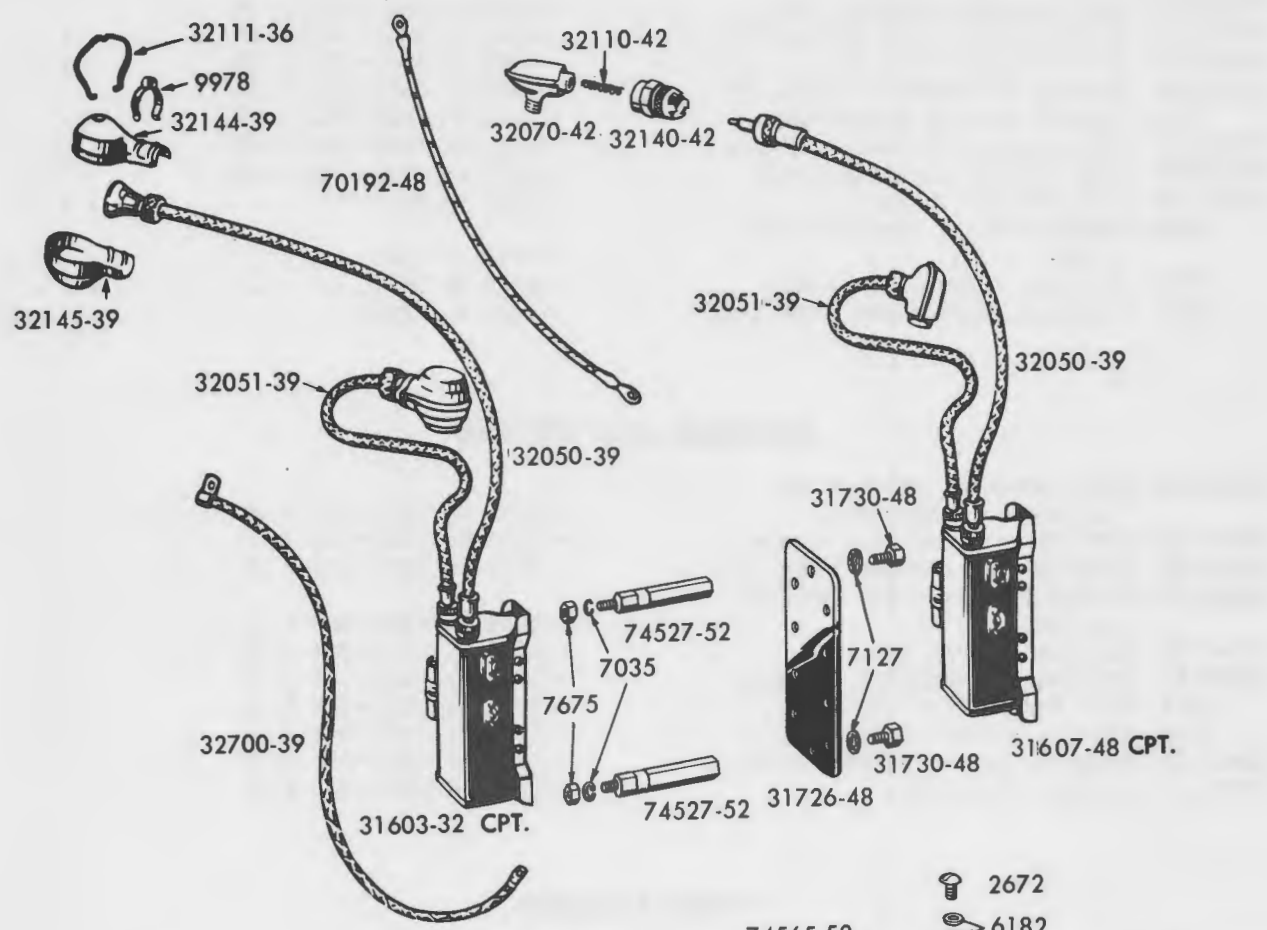
RADIO MOUNTINGS AND PARTS

Part No.	NAME	Price Each	Used On
CURRENT AND VOLTAGE REGULATOR—Continued			
74569-52	Voltage regulator fuse holder clip	--1952 to 1954.	
2672	Fuse holder clip screw.	--1952 to 1954.	
6182	Fuse holder clip screw washer (2)	--1952 to 1954.	
7620	Fuse holder clip screw nut.	--1952 to 1954.	
74575-52	Voltage regulator ground strap.	--1952 to 1954.	
70170-42	Voltage regulator to generator cable.	--1942 to 1948.	
70170-49	Voltage regulator to generator cable.	--1949 to 1951.	
70170-52	Voltage regulator to generator cable.	--1952 to 1954.	
70188-49	Voltage regulator to battery cable.	--1949 to 1951.	
70191-41	Voltage regulator to positive terminal wire.	--1941 to 1948.	
70191-49	Regulator to battery positive cable.	--1948 to 1954--61" & 74" twins (two way radio)	
70193-40	Battery positive wire	--1940 to 1947.	
70192-48	Battery positive wire	--1948 & 1949	
70246-42	Generator to signal light wire.	--1942 to 1947.	
31603-32	Spark coil & cables cpt	--1932 to 1947--61", 74" & 80" twins, 1948--74" sidevalves	
31605-48	Spark coil only	--1948 to 1954--61", 74"--OHV's (with F.M. radio only)	
31607-48	Spark coil & cables cpt. with spark plug shields	--1948 to 1954--61" & 74" OHV's (with F.M. radio only)	
32111-36	Spark plug shield cap spring (2).	--Later 1939 to 1947--61", 74" & 80" twins, 1948--74" sidevalves.	
32144-39	Spark plug upper shield (2)	--Later 1939 to 1947--61", 74" & 80" twins, 1948--74" sidevalves.	
32145-39	Spark plug lower shield (2)	--Later 1939 to 1947--61", 74" & 80" twins, 1948--74" sidevalves.	
9978	Spark plug shield spring clip (2)	--Later 1939 to 1954--61", 74" & 80" twins.	
32700-39	Low tension wire shield & clip.	--Later 1939 to 1954--61", 74" & 80" twins.	
32050-39	Front spark cable housing	--Later 1939 to 1947--61", 74" & 80" twins, 1948--74" sidevalves.	
32051-39	Rear spark cable housing.	--Later 1939 to 1947--61", 74" & 80" twins, 1948--74" sidevalves.	
32072-39	Spark plug insulator (2).	--Later 1939 to 1947--61", 74" & 80" twins, 1948--74" sidevalves.	
31726-48	Coil mounting plate	--1948 to 1954--OHV (two way radio)	
31730-48	Coil mounting plate bolt (2).	--1948 to 1954--OHV (two way radio)	

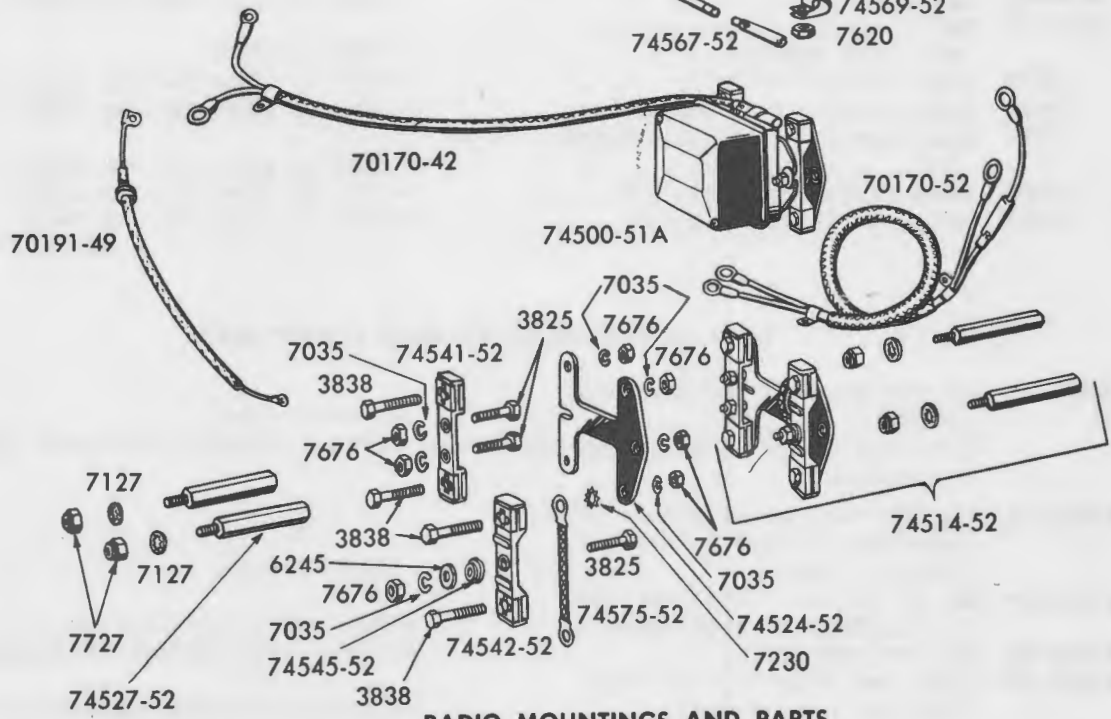
POLICE RADIOS—BOXES AND FITTINGS

77500-38	Receiver box and cover (left side).	--1938 to 1951--RCA	
77501-38	Receiver box and cover (left side).	--1938 to 1951--GE.	
77502-38	Power supply box and cover (right side)	--1938 to 1951--RCA & GE.	
77525-36	Box cover (2)	--1936 to 1951--RCA & GE.	
2765	Box cover and mounting screw.	--1932 to 1951--(GE-11) (RCA-14).	
6245	Mounting screw plain washer	--1932 to 1951--(GE-11) (RCA-14).	
77535-36	Set of cover packings (Sponge rubber).	--1936 to 1951--RCA & GE.	
77550-36	Box ground strap.	--1936 to 1951--RCA & GE.	
2629	Box ground strap screw (2).	--1936 to 1951--RCA & GE.	
6182	Box ground strap screw washer (2)	--1936 to 1951--RCA & GE.	

Part No.	NAME	Price Each	Used On
----------	------	------------	---------



- 2672
- 6182
- 74565-52
- 74567-52
- 74569-52
- 7620



RADIO MOUNTINGS AND PARTS

Part No.	NAME	Price Each	Used On
POLICE RADIOS—BOXES AND FITTINGS—Continued			
77560-34	Box mounting screw nut (6)	--1934 to 1951--	RCA & GE
77562-34	Box mounting screw washer (6)	--1934 to 1951--	RCA & GE
77575-34	Box rubber cushion (6)	--1934 to 1951--	RCA & GE
77577-34	Housing for rubber cushion (6)	--1934 to 1951--	RCA & GE
1760	Cushion housing screw (24)	--1934 to 1951--	RCA & GE
61123-39	Tank bracket (rubber)	--1937 to 1951--	RCA & GE
77660-36	Tank bracket mounting screw	--1937 to 1951--	RCA & GE
77662-36	Tank bracket screw nut	--1937 to 1950	
9980	Remote control flexible shaft clamp	--1938 to 1950	
2775	Flexible shaft clamp screw	--1938 to 1950	
7691	Flexible shaft clamp screw nut	--1938 to 1950	

ANTENNA AND FITTINGS

78030-39	Radio antenna, bracket and fittings -- whip type	--1938 to 1951--	RCA & GE
78031-39	Vertical antenna less bracket	--1939 to 1951--	RCA & GE
78035-38	Antenna feed through insulator	--1938 to 1951--	RCA & GE
78036-39	Rubber insulator for vertical antenna	--1938 to 1951--	RCA & GE
78040-39	Antenna lead-in cable	--1938 to 1951--	RCA & GE
78042-41	Bracket for vertical antenna	--1938 to 1951--	RCA & GE
4013	Bolt for antenna bracket	--1938 to 1951--	RCA & GE
7752	Antenna bracket bolt nut	--1938 to 1951--	RCA & GE
78045-40	Ring tip for vertical antenna	--1938 to 1951--	RCA & GE
78075-38	Speaker cable cpt	--1938 to 1951--	RCA & GE

RADIO CARRIERS

78500-49	Radio carrier cpt	--1949 to 1954--	Two way radio
78501-41	Radio carrier frame only for whip type antenna	--1937 to 1950	
4670	Radio carrier bolt (2)	--1949 to 1954--	Two way radio
6413	Radio carrier bolt spacer (2)	--1949 to 1954--	Two way radio
6490	Radio carrier bolt plain washer (2)	--1949 to 1954--	Two way radio
7835	Radio carrier bolt nut (2)	--1949 to 1954--	Two way radio
6336	Radio carrier plain washer	--1949 to 1954--	Two way radio

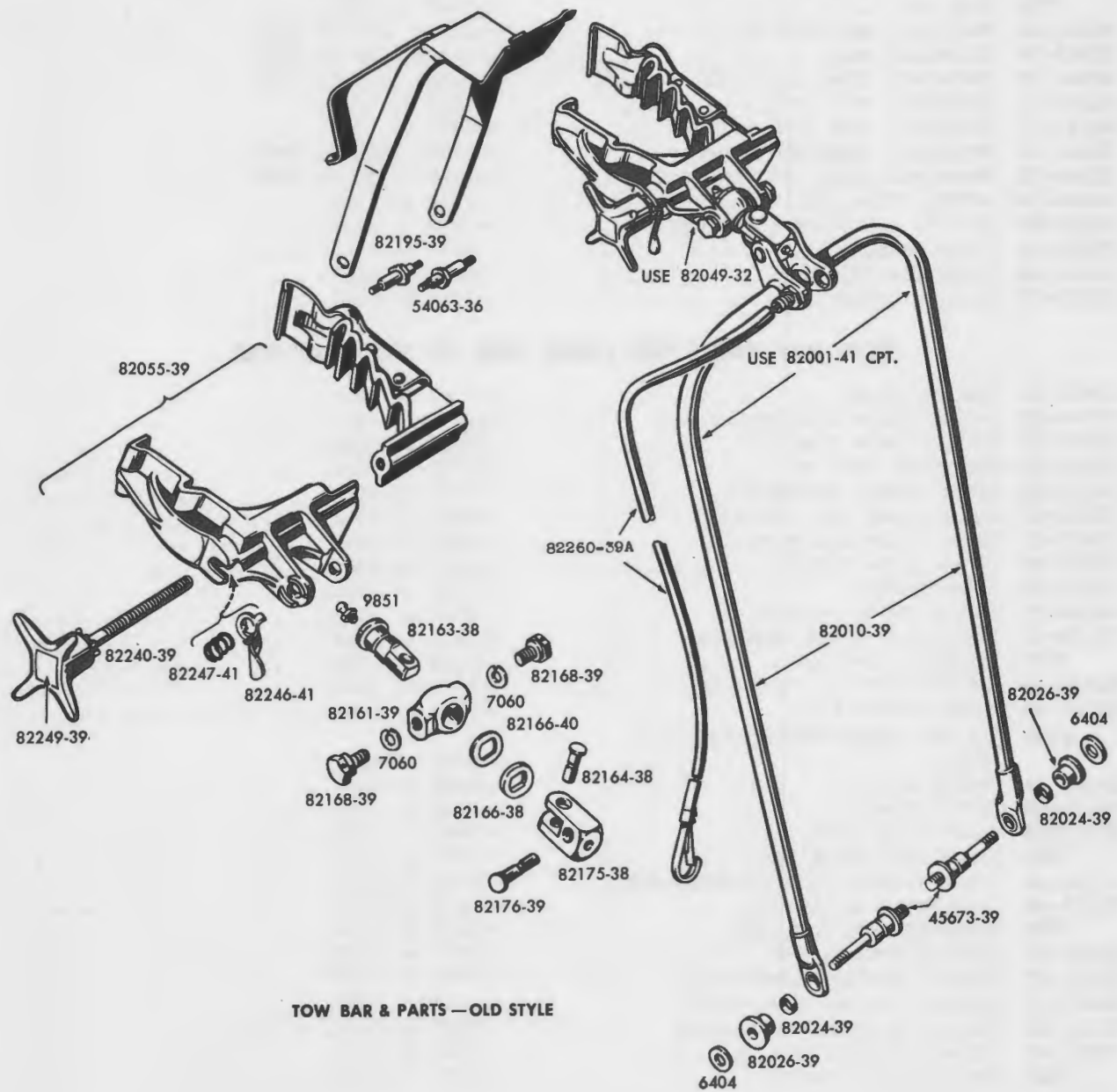
TOW BAR ASSEMBLIES AND CLAMP SETS

82001-41	Tow bar assembly and attaching parts	--1941 to 1954	
	Fits cars except those listed for special clamps. Original equipment on 1947 to 1953 models.		
82049-32	Set of clamp jaws--standard (Fits cars except those listed for special clamps)	--1947 to 1954	
82055-39	Set of tow bar clamp jaws, bolt and handwheels (1941 style)	--Fit 1939 to 1941 tow bars	
82055-48	Tow bar adapter	--1953 & 1954--	Hudson & Studebakers
82055-49	Clamp jaw (2 halves) Use with 82001-41 and 82049-32	--1948 to 1950--	Hudson, 1942 to 1950 Nash
82301-48	Tow bar auxiliary clamp	--1947 to early 1949	tow bars, for hole-in bumper cars
82400-51	Tow bar adapter	--1951 to 1954--	Nash Rambler

Part No.	NAME	Price Each	Used On
----------	------	------------	---------

TOW BAR PARTS FOR 1941 TO EARLY 1949

82010-39	Tow bar fork		--1941 to 1946.
82301-49	Tow bar auxiliary clamp		--1949 to 1954 tow bars, for hole-in-bumper cars.
82370-49	Clamp rest extension (Use with 82001-41 and 82049-32)		--For Chrysler line
45673-39	Rocker plate stud (2)		--1941 to 1954.
82026-39	Rocker plate stud collar (2)		--1939 to 1954.
82024-39	Tow bar end bushing (2)		--1939 to 1954.
6404	Tow bar end spring washer		--1939 to 1954.
82161-39	Swivel clamp post		--Later 1939 to early 1949.
82163-38	Swivel pin.		--1938 to early 1949.
82164-38	Swivel block pin.		--1938 to early 1949.
82164-48	Swivel block pin.		--1948 and early 1949
82166-38	Swivel pin plain washer		--1938 to early 1949.
82166-40	Swivel pin spring washer.		--Later 1940 to 1949.
9851	Swivel pin grease fitting		--1938 to early 1949.
82168-39	Tow bar clamp post swivel screw (2).		--Later 1939 to early 1949.



TOW BAR & PARTS — OLD STYLE

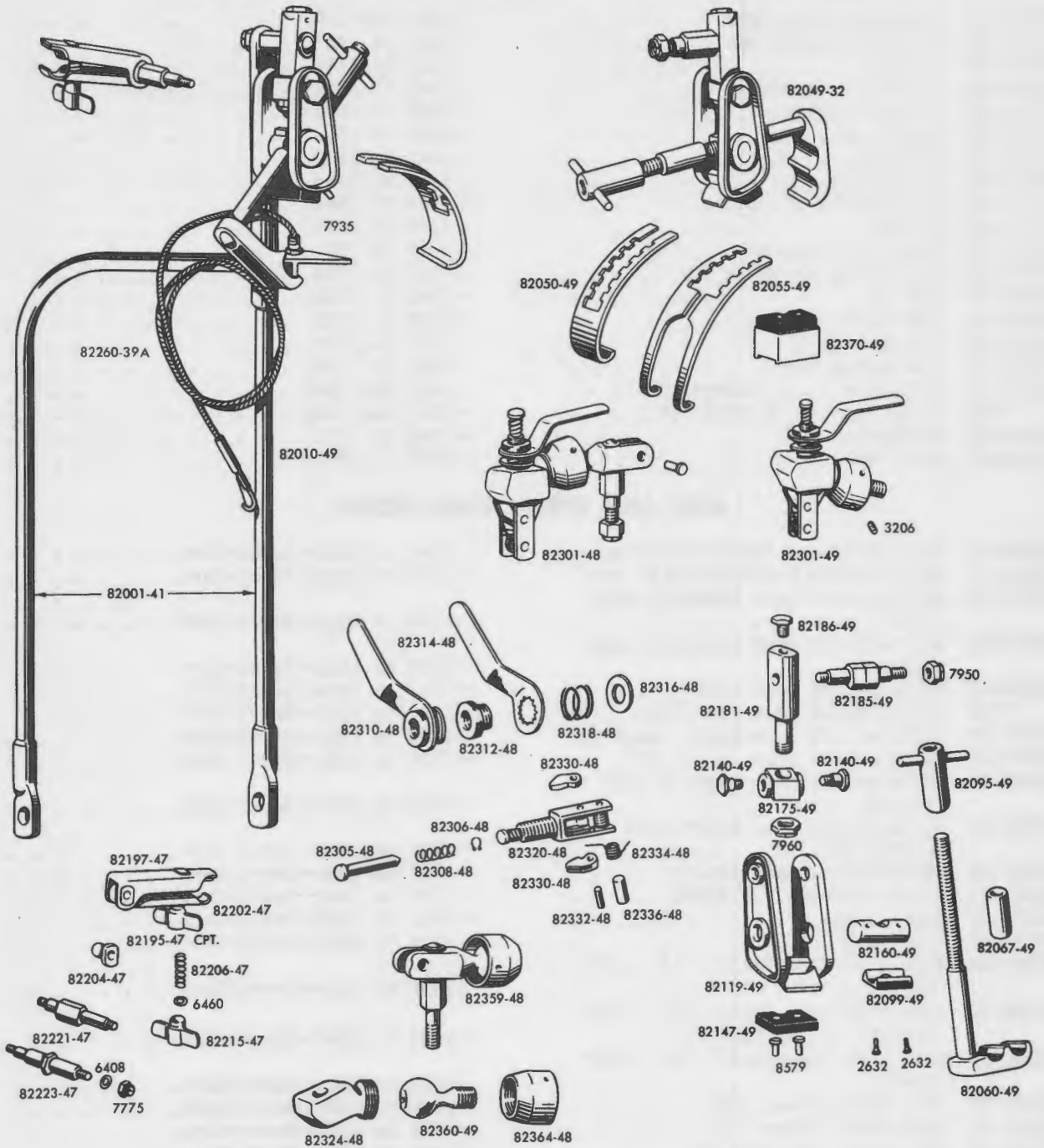
Part No.	NAME	Price Each	Used On
TOW BAR PARTS FOR 1941 TO EARLY 1949—Continued			
82175-38	Tow bar swivel block.	--1938 to 1946.	
82175-47	Tow bar swivel block.	--1947 to early 1949.	
82176-39	Swivel block pin.	--1939 to 1946.	
82177-47	Swivel block washer	--1947 to early 1949.	
82178-47	Swivel block stud and spacer.	--1947 to early 1949.	
82195-39	Tow bar support bracket	--1940 to 1946.	
82195-47	Tow bar support bracket	--1947 to 1954.	
82197-47	Tow bar upper support bracket	--1947 to 1954.	
82202-47	Tow bar lower support bracket	--1947 to 1954.	
54063-36	Support bracket stud (2).	--1940 to 1946.	
82204-47	Tow bar support bracket bushing	--1947 to 1954.	
82206-47	Tow bar support bracket spring.	--1947 to 1954.	
6460	Tow bar support bracket spring washer	--1947 to 1954.	
82215-47	Tow bar support bracket wing nut.	--1947 to 1954.	
82221-47	Tow bar upper stud.	--1947 to 1954 (Not used with ride control or shock absorber)	
82223-47	Tow bar upper stud.	--1947 to 1954.	
6408	Stud plain washer	--1947 to 1954.	
7775	Stud nut.	--1947 to 1954.	
82240-39	Handwheel and bolt cpt.	--Later 1939 to 1946.	
82241-39	Handwheel only.	--Later 1939 to 1946.	
82242-39	Handwheel clamp bolt 1/2" x 5-1/2"	--Later 1939 to 1946.	
82246-41	Handwheel bolt lock	--1941 to 1946.	
82247-41	Handwheel bolt lock spring.	--1941 to 1946.	
82248-39	Handwheel clamp bolt spring	--Later 1939 to 1946.	
82249-39	Handwheel clamp bolt cover plate.	--Later 1939 to 1946.	
82260-39A	Safety cable cpt.	--1939 to 1954.	
82300-38	Tow bar auxiliary clamp cpt	--1938 to 1946.	
82301-38	Clamp base	--1938 to 1946.	
82373-38	Clamp flat plate.	--1938 to 1946.	
82376-32	Clamp wing nut (2).	--1938 to 1946.	

TOW BAR PARTS FOR LATER 1949 TO 1954 TOW BAR

82010-49	Tow bar fork.	--1947 to 1954.	
82026-39	Rocker plate stud collar (2).	--1939 to 1954.	
45673-39	Rocker plate stud (2)	--1939 to 1954.	
82049-32	Set clamp jaws cpt.	--1949 to 1954.	
82050-49	Upper clamp, standard	--1949 to 1954.	
82055-49	Upper clamp set, special.	--1949 to 1954.	
82060-49	Lower clamp and screw	--1949 to 1954.	
82067-49	Clamp screw spacer.	--1949 to 1954.	
82095-49	Clamp handle.	--1949 to 1954.	
82099-49	Center shaft support.	--1949 to 1954.	
82119-49	Clamp side plate assembly	--1949 to 1954.	
2632	Support screw (2)	--1949 to 1954.	
82140-49	Swivel block end screw (2).	--1949 to 1954.	
82147-49	Clamp rubber rest	--1949 to 1954.	
8579	Tow bar clamp rubber rest clip (2).	--1949 to 1954.	
82160-49	Center shaft.	--1949 to 1954.	
82175-49	Swivel block.	--1949 to 1954.	
82181-49	Connection block.	--1949 to 1954.	
7960	Connection block nut.	--1949 to 1954.	
82185-49	Clamp support to fork connection.	--1949 to 1954.	
82186-49	Connection screw plug	--1949 to 1954.	
7950	Connection to fork nut.	--1949 to 1954.	
82195-47	Support bracket cpt	--1947 to 1954.	
82197-47	Support bracket upper half.	--1947 to 1954.	
82202-47	Support bracket lower half.	--1947 to 1954.	
82204-47	Support bracket end bushing	--1947 to 1954.	
82206-47	Support bracket spring.	--1947 to 1954.	
6460	Spring plain washer	--1947 to 1954.	

Part No.	NAME	Price Each	Used On
----------	------	------------	---------

TOW BAR PARTS FOR LATER 1949 TO 1954 TOW BAR—Continued



TOW BAR—NEW STYLE

82215-47	Support bracket wing nut.	--1947 to 1954.
82221-47	Support bracket fork stud	--1947 to 1954 (on plain fork).
82223-47	Support bracket fork stud	--1947 to 1954 (with shock absorber).
6408	Stud plain washer	--1947 to 1954.
7775	Stud nut.	--1947 to 1954.
82260-39A	Safety cable.	--1947 to 1954.
82370-49	Rubber rest assembly for Chrysler	--1949 to 1954.

Part No.	NAME	Price Each	Used On
PARTS OF AUXILIARY CLAMPS (For Hole-In Bumper Car)			
82301-48	Auxiliary clamp set	--1947 and 1948	
82301-49	Auxiliary clamp cpt	--1949 to 1954.	
82305-48	Plunger	--1947 to 1954.	
82306-48	Plunger lock ring	--1947 to 1954.	
82308-48	Plunger spring.	--1947 to 1954.	
82310-48	Handle nut.	--1947 to 1954.	
82312-48	Nut only.	--1947 to 1954.	
82314-48	Nut handle.	--1947 to 1954.	
82316-48	Nut washer.	--1947 to 1954.	
82318-48	Spring.	--1947 to 1954.	
82320-48	Clamp bolt assembly	--1947 to 1954.	
82324-48	Connection block or jaw	--1947 to 1954.	
82330-48	Jaw (2)	--1947 to 1954.	
82332-48	Jaw shaft	--1947 to 1954.	
82334-48	Jaw spring.	--1947 to 1954.	
82336-48	Jaw spring shaft.	--1947 to 1954.	
82359-48	Auxiliary clamp connection.	--1947 and 1948	
7950	Clamp connection stud nut	--1947 and 1948	
82360-49	Connection ball	--1949 to 1954.	
82364-48	Ball lock nut	--1947 to 1954.	

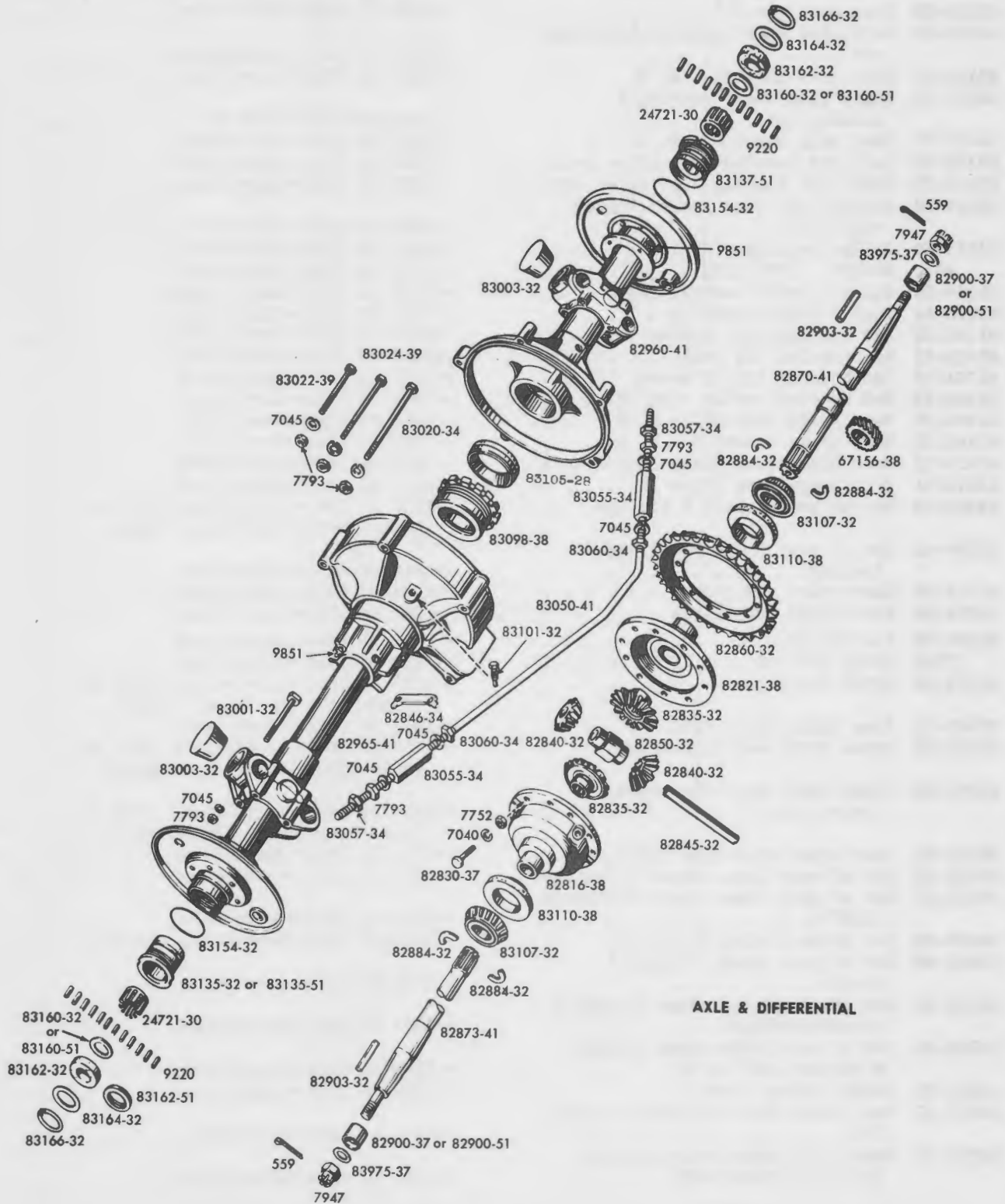
AXLE AND DIFFERENTIAL GROUP

82800-41	Axle housing & differential cpt	--1941 to 1950--Servi-Cars.	
82800-51	Axle housing & differential cpt	--1951 to 1954--Servi-Cars.	
82816-38	Differential gear housing, left half	--1938 to 1954--Servi-Cars.	
82821-38	Differential gear housing, right half	--1938 to 1954--Servi-Cars.	
82830-37	Differential bolt (10).	--1937 to 1954--Servi-Cars.	
7752	Differential bolt nut (10).	--1932 to 1954--Servi-Cars.	
82835-32	Differential axle gear, large (2)	--1932 to 1954--Servi-Cars.	
82840-32	Differential gear, small (2).	--1932 to 1954--Servi-Cars.	
82845-32	Differential gear shaft & lock plates	--1932 to 1954--Servi-Cars.	
82846-34	Differential gear shaft lock plates (2)	--1934 to 1954--Servi-Cars.	
82850-32	Differential gear spacer.	--1932 to 1954--Servi-Cars.	
82860-32	Drive sprocket, 37 tooth.	--1932 to 1954--Servi-Cars.	
82870-41	Right axle.	--1941 to 1954--Servi-Cars.	
82873-41	Left axle	--1941 to 1954--Servi-Cars.	
82884-32	Axle lock ring (half) (4), .125" thick.	--1932 to 1954--Servi-Cars.	
82885-32	Axle lock ring (half) (4), .130" thick.	--1932 to 1954--Servi-Cars.	
82886-32	Axle lock ring (half) (4), .135" thick.	--1932 to 1954--Servi-Cars.	
82900-37	Axle shaft spacer (2)	--1937 to 1950--Servi-Cars.	
82900-51	Axle shaft spacer (2)	--1951 to 1954--Servi-Cars.	
82903-32	Rear wheel axle key (2)	--1932 to 1954--Servi-Cars.	
82906-32	Rear axle adjusting screw (2)	--1932 to 1954--Servi-Cars.	
7793	Rear axle adjusting screw nut (2)	--1932 to 1954--Servi-Cars.	
82960-41	Right axle housing & tube	--1941 to 1950--Servi-Cars.	
82961-51	Right axle housing & tube	--1951 to 1954--Servi-Cars.	
82965-41	Left axle housing & tube.	--1941 to 1950--Servi-Cars.	
82966-51	Left axle housing & tube.	--1951 to 1954--Servi-Cars.	
83001-32	Housing to frame clamp bolt (8)	--1932 to 1954--Servi-Cars.	
7793	Clamp bolt nut (8).	--1932 to 1954--Servi-Cars.	
83003-32	Rubber bumper (2)	--1932 to 1954--Servi-Cars.	
9851	Grease fitting - straight (6)	--1938 to 1954--Servi-Cars.	
83020-34	Axle housing stud, 4-15/16"	--1940 to 1954--Servi-Cars.	
83022-39	Axle housing stud, (3), 3-29/32"	--Later 1939 to 1954--Servi-Cars.	
83024-39	Axle housing stud (2); 4-7/16"	--Later 1939 to 1954--Servi-Cars.	
7793	Axle housing clamp nut.	--1932 to 1954--Servi-Cars.	

Part No.	NAME	Price Each	Used On
----------	------	------------	---------

AXLE AND DIFFERENTIAL GROUP—Continued

83050-41	Housing truss rod		--1941 to 1954--Servi-Cars.
83050-51	Housing front truss rod		--1951 to 1954--Servi-Cars.
83055-34	Truss rod coupling (3).		--Later 1934 to 1954--Servi-Cars.
83057-34	Truss rod coupling stud (3)		--Later 1934 to 1954--Servi-Cars.
83057-51	Housing right front truss rod coupling stud.		--1951 to 1954--Servi-Cars.
83058-51	Housing right front truss rod coupling		--1951 to 1954--Servi-Cars.



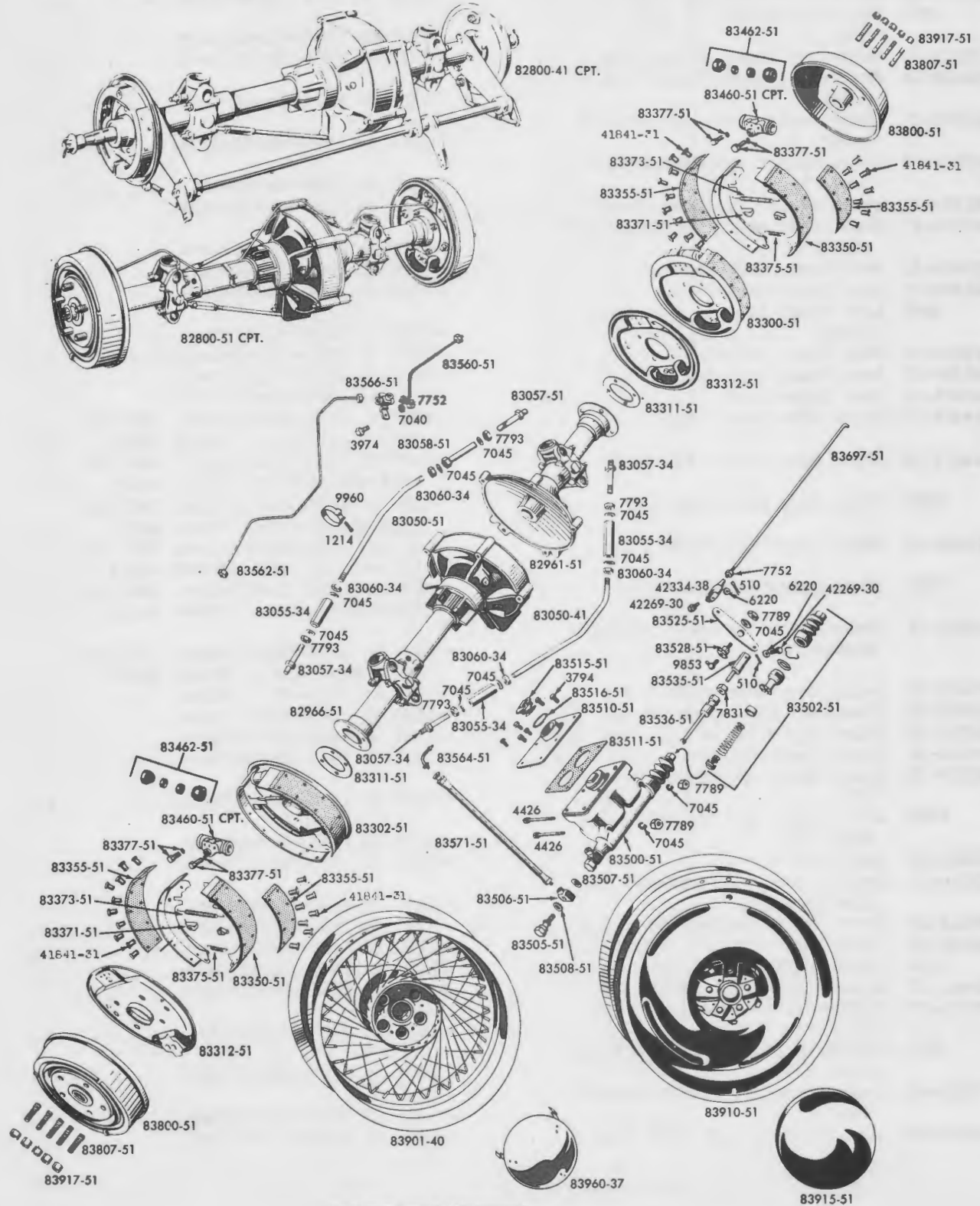
AXLE & DIFFERENTIAL

Part No.	NAME	Price Each	Used On
AXLE AND DIFFERENTIAL GROUP—Continued			
83060-34	Coupling lock nut (4) (L.H.) . . .		--Later 1934 to 1954--Servi-Cars.
7793	Coupling lock nut (2)		--Later 1934 to 1954--Servi-Cars.
83095-32	Timken bearing housing cage, (left side).		--1932 to 1954--Servi-Cars.
83098-38	Timken bearing & housing cpt. . .		--1938 to 1954--Servi-Cars.
83101-32	Bearing housing lock screw. . . .		--1932 to 1954--Servi-Cars.
83105-28	Timken bearing cup outer race (2)		--1932 to 1954--Servi-Cars.
83107-32	Timken bearing inner race with rollers (2).		--1932 to 1954--Servi-Cars.
83110-38	Dust retainer (2)		--1938 to 1954--Servi-Cars.
83135-32	Left side wheel bearing & housing cpt.		--1932 to 1950--Servi-Cars.
83135-51	Rear axle bearing - L. H.		--1951 to 1954--Servi-Cars.
83137-32	Right side wheel bearing & housing cpt.		(Replaced by 83137-51).
83137-51	Rear axle bearing - R. H.		--1932 to 1954--Servi-Cars.
83139-32	Left end bearing cup, outer race.		--1932 to 1954--Servi-Cars.
83152-32	Right end bearing cup, outer race		--1932 to 1954--Servi-Cars.
83154-32	Bearing cup lock washer (outer race) (2).		--1932 to 1954--Servi-Cars.
24721-30	Roller retainer (2)		--1932 to 1954--Servi-Cars.
9220	Roller, .490" long.		--1932 to 1954--Servi-Cars.
83160-32	Roller thrust bushing (2)		--1932 to 1950--Servi-Cars.
83160-51	Roller thrust bushing		--1951 to 1954--Servi-Cars.
83162-32	End bearing felt washer (2)		--1932 to 1950--Servi-Cars.
83162-51	End bearing oil seal.		--1951 to 1954--Servi-Cars.
83164-32	End bearing thrust washer (2) . . .		--1932 to 1954--Servi-Cars.
83166-32	End bearing spring ring (2)		--1932 to 1954--Servi-Cars.
83300-51	Rear brake assembly - R. H.		--1951 to 1954--Servi-Cars.
83302-51	Rear brake assembly - L. H.		--1951 to 1954--Servi-Cars.
83311-51	Rear brake side plate shim 2 to 8		--1951 to 1954--Servi-Cars.
83312-51	Rear brake back plate (2)		--1951 to 1954--Servi-Cars.
44402-36	Set of brake shoes & linings. . . .		--1937 to 1947--Servi-Cars, 1948 to 1954--Servi-Cars (Front only).
41807-48	Set of rear brake shoes and linings.		--1948 to 1950--Servi-Cars.
42273-30	Rear brake rod clevis		--1934 to 1950--Servi-Cars.
42334-38	Rear brake rod clevis		--1951 to 1954--Servi-Cars.
42269-30	Clevis pin.		--1937 to 1954--Servi-Cars.
7752	Brake rod nut		--1934 to 1954--Servi-Cars.
44113-36	Brake shell		--1937 to 1950--Servi-Cars, 1951 to 1954--Servi-Car (Front only)
83800-51	Rear brake shell (2).		--1951 to 1954--Servi-Cars.
43530-35	Brake shell mounting screw.		--1937 to 1950--Servi-Cars, 1951 to 1954--Servi-Cars, (Front only)
43531-35	Brake shell mounting screw (oversize)		--1937 to 1950--Servi-Cars, 1951 to 1954--Servi-Cars, (Front only)
83807-51	Rear brake drum stud (10)		--1941 to 1954--Servi-Cars.
83350-51	Set of rear brake shoes & linings		--1951 to 1954--Servi-Cars.
83351-51	Set of rear brake shoes & linings .030" O. S.		--1951 to 1954--Servi-Cars.
44433-39	Set brake linings & rivets.		--1939 to 1954--Servi-Cars (front).
41853-48	Set of rear brake linings & rivets		--1939 to 1950--Servi-Cars.
83355-51	Set of rear brake shoe linings & rivets-Standard.		--1951 to 1954--Servi-Cars.
83356-51	Set of rear brake shoe linings & rivets .030" O. S.		--1951 to 1954--Servi-Cars.
41841-31	Brake lining rivet.		1932 to 1954--Servi-Cars.
83371-51	Rear brake shoe hold-down spring (4).		--1951 to 1954--Servi-Cars.
83373-51	Rear brake shoe return spring (2) - (cylinder end)		--1951 to 1954--Servi-Cars.

Part No.	NAME	Price Each	Used On
----------	------	------------	---------

AXLE AND DIFFERENTIAL GROUP—Continued

83375-51	Rear brake shoe retainer spring (2) - (anchor end)	\$.35--	1951 to 1954--Servi-Cars.
83377-51	Rear brake cylinder mounting screw & lockwasher (4)15--	1951 to 1954--Servi-Cars.
83460-51	Rear brake wheel cylinder complete (2)	4.20--	1951 to 1954--Servi-Cars.
83462-51	Rear brake wheel cylinder repair kit (2)	2.35--	1951 to 1954--Servi-Cars.



Part No.	NAME	Price Each	Used On
AXLE AND DIFFERENTIAL GROUP—Continued			
83500-51	Brake master cylinder complete. . .	--1951 to 1954--	Servi-Cars.
83502-51	Brake master cylinder repair kit. . .	--1951 to 1954--	Servi-Cars.
83505-51	Brake master cylinder bolt.	--1951 to 1954--	Servi-Cars.
83506-51	Brake master cylinder fitting	--1951 to 1954--	Servi-Cars.
83507-51	Brake master cylinder fitting gasket	--1951 to 1954--	Servi-Cars.
83508-51	Brake master cylinder bolt gasket. . .	--1951 to 1954--	Servi-Cars.
83510-51	Master cylinder top cover	--1951 to 1954--	Servi-Cars.
83511-51	Master cylinder top cover gasket.	--1951 to 1954--	Servi-Cars.
3794	Master cylinder top cover screw (6).	--1951 to 1954--	Servi-Cars.
83515-51	Master cylinder filler plug	--1951 to 1954--	Servi-Cars.
83516-51	Master cylinder filler plug gasket	--1951 to 1954--	Servi-Cars.
83525-51	Brake master cylinder bracket lever.	--1951 to 1954--	Servi-Cars.
83528-51	Brake master cylinder bracket lever bolt	--1951 to 1954--	Servi-Cars.
83535-51	Brake master cylinder clevis.	--1951 to 1954--	Servi-Cars.
83536-51	Rear brake master cylinder push rod.	--1951 to 1954--	Servi-Cars.
83560-51	Rear brake tube-right	--1951 to 1954--	Servi-Cars.
83562-51	Rear brake tube-left.	--1951 to 1954--	Servi-Cars.
9960	Left brake tube to axle tube clamp.	--1951 to 1954--	Servi-Cars.
83564-51	Rear brake tube-short	--1951 to 1954--	Servi-Cars.
83566-51	Rear brake tube tee	--1951 to 1954--	Servi-Cars.
83571-51	Rear brake hose	--1951 to 1954--	Servi-Cars.
44449-36	Brake shoe pivot stud	--1937 to 1950--	Servi-Cars, 1951 to 1954--Servi-Cars, (Front only)
44475-35	Brake shoe pivot stud plate	--1937 to 1950--	Servi-Cars, 1951 to 1954--Servi-Cars, (Front only)
7835	Brake shoe pivot stud nut	--1937 to 1950--	Servi-Cars, 1951 to 1954--Servi-Cars, (Front only)
44265-36	Brake operating shaft	--1937 to 1950--	Servi-Cars, 1951 to 1954--Servi-Cars, (Front only)
7793	Brake operating shaft nut	--1932 to 1950--	Servi-Cars, 1951 to 1954--Servi-Cars, (Front only)
41691-31	Brake operating shaft spring washer (2)	--1937 to 1950--	Servi-Cars, 1951 to 1954--Servi-Cars, (Front only)
83625-37	Brake crossover shaft	--1937 to 1950--	Servi-Cars.
83628-37	Crossover shaft squared end (2)	--1937 to 1950--	Servi-Cars.
83630-37	Brake operating lever, right side	--1937 to 1950--	Servi-Cars.
83632-37	Brake operating lever, left side.	--1937 to 1950--	Servi-Cars.
83635-37	Brake lever for crossover shaft (2).	--1937 to 1950--	Servi-Cars.
7793	Brake lever nut for crossover shaft (2).	--1937 to 1950--	Servi-Cars.
83636-37	Shaft end pin (2)	--1937 to 1950--	Servi-Cars.
83640-37	Brake cross shaft bracket (on gear housing).	--1937 to 1950--	Servi-Cars.
83642-37	Cross shaft bracket, left side.	--1937 to 1950--	Servi-Cars.
83643-37	Cross shaft bracket, right side	--1937 to 1950--	Servi-Cars.
3974	Cross shaft bracket bolt (6).	--1937 to 1950--	Servi-Cars.
83644-37	Bracket bolt lock washer (6).	--1937 to 1950--	Servi-Cars.
83655-37	Intermediate brake lever, on crossover shaft.	--1937 to 1950--	Servi-Cars.
363	Retaining pin for intermediate brake lever.	--1937 to 1950--	Servi-Cars.
83690-40	Brake cross shaft link assembly (2).	--1940 to 1950--	Servi-Cars.
83691-40	Link threaded rod, left hand (2).	--1940 to 1950--	Servi-Cars.

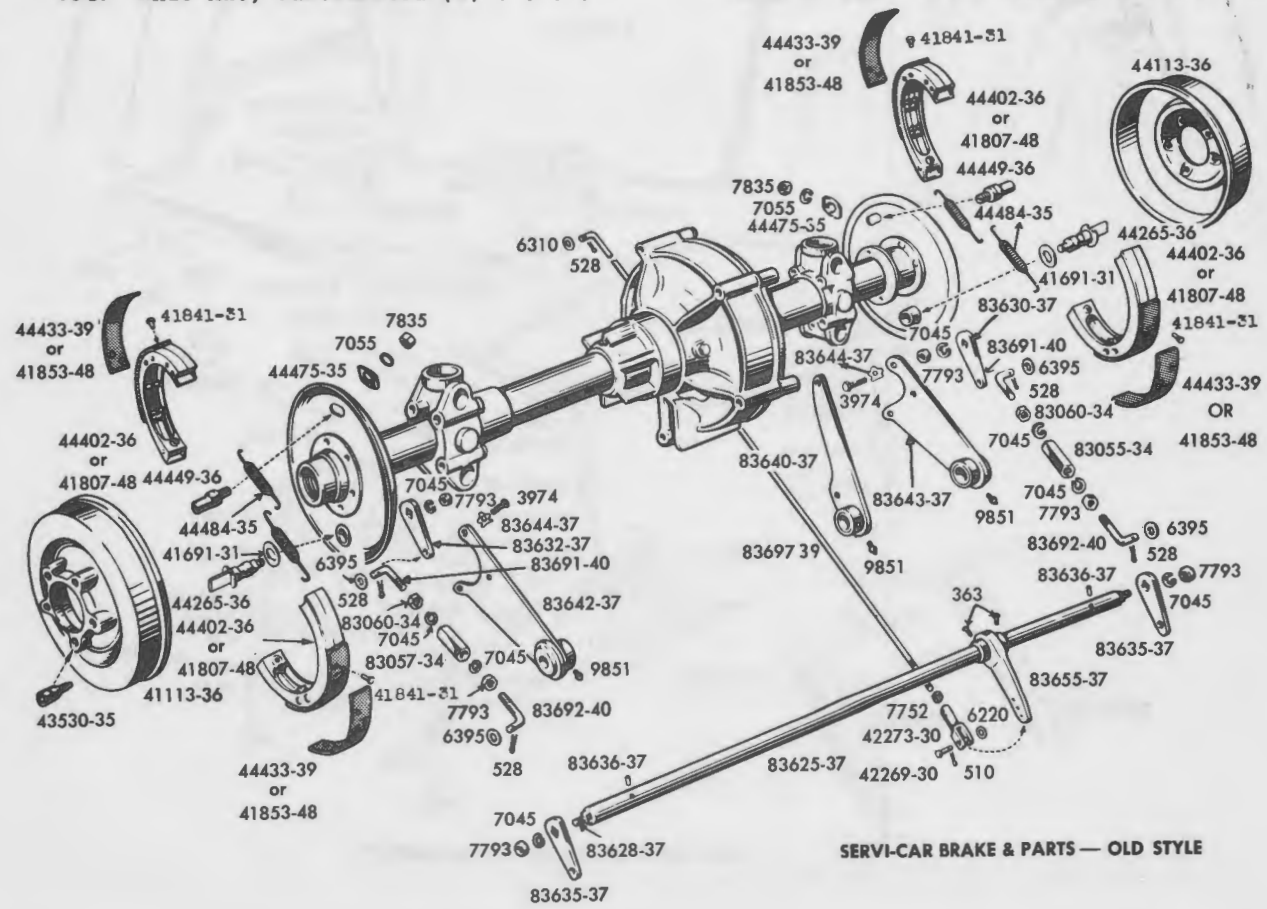
Part No.	NAME	Price Each	Used On
----------	------	------------	---------

AXLE AND DIFFERENTIAL GROUP—Continued

83692-40	Link threaded rod, right hand (2)	--1940 to 1950--	Servi-Cars.
6395	Thread rod plain washer (4)	--1940 to 1950--	Servi-Cars.
83697-39	Rear brake rod.	--1939 to 1950--	Servi-Cars.
83697-51	Rear brake rod.	--1951 to 1954--	Servi-Cars.

WHEEL GROUP

83900-37	Rear wheel cpt. 18", less tire (2)	--1937 to 1950--	Servi-Cars.	
83901-40	Rear wheel cpt. 16", less tire (2)	--1940 to 1950--	Servi-Cars.	
83910-51	Rear wheel, less tire (2)	--1951 to 1954--	Servi-Cars.	
83915-51	Rear wheel hub cap.	--1951 to 1954--	Servi-Cars.	
83917-51	Rear wheel stud nut (10)	--1951 to 1954--	Servi-Cars.	
83950-37	Rear wheel hub (2)	--1937 to 1950--	Servi-Cars.	
83960-37	Rear wheel hub cap (2)	--1937 to 1950--	Servi-Cars.	
40981-40	Front wheel cpt. 16", less tire	--1940 to 1954--	Servi-Cars.	
40978-36	Front wheel cpt. 18" less tire.	--1941 to 1950--	Servi-Cars.	
43004-35	Rim, 18" drop center (3)	--1937 to 1950--	Servi-Cars.	
43006-40	Rim, 16" drop center (3)	--1940 to 1950--	Servi-Cars, 1951 to 1954--	Servi-Cars, (Front only)
43030-36	Complete set of spokes & nipples (for 18" wheel)	--1937 to 1950--	Servi-Cars.	
Consists of:				
	40 43031-36 Spoke		\$.15	
	40 43099-29 Nipple		.06	
43033-40	Complete set of spokes & nipples (for 16" wheel)	--1940 to 1950--	Servi-Cars, 1951 to 1954--	front only
Consists of:				
	40 43032-40 Spoke		\$.15	
	40 43099-29 Nipple		.06	
83975-37	Axle plain washer (2)	--1937 to 1954--	Servi-Cars.	
7947	Axle nut, castellated (2)	--1932 to 1954--	Servi-Cars.	

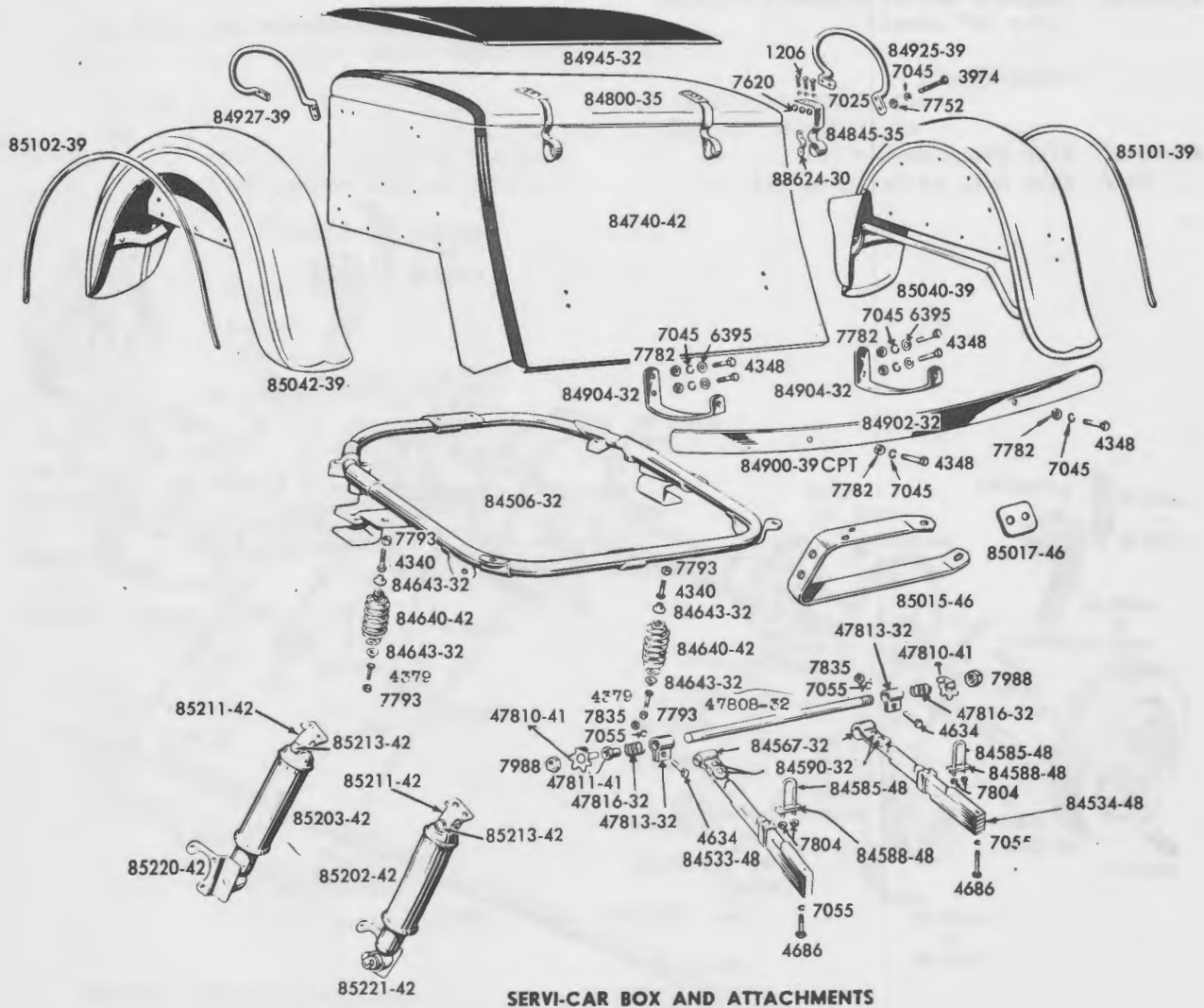


SERVI-CAR BRAKE & PARTS — OLD STYLE

Part No.	NAME	Price Each	Used On
----------	------	------------	---------

SERVI-CAR BOX AND ATTACHMENTS

84506-32	Box supporting frame.		--1942 to 1954--Servi-Cars.
84530-32	Set of front springs (latest type 1-1/2")		--1932 to 1954--Servi-Cars. (Replaced by 84530-32).
84533-32	Left front spring		
84533-48	Left front spring (latest type 1-1/2")		--1950 to 1954--Servi-Cars.
84534-32	Right front spring.		(Replaced by 84530-32).
84534-48	Right front spring (latest type 1-1/2")		--1950 to 1954--Servi-Cars.
84547-32	Front spring, long leaf (15-9/32") (2)		(Replaced by 84530-32).
84547-48	Front spring, long.		--1950 to 1954--Servi-Cars (For 1-1/2" spring).
84567-32	Spring end clip & bushing (2)		--1932 to 1954--Servi-Cars.
84585-34	Spring clamp U-bolt (2)		--1934 to 1950--Servi-Cars (For 1-1/4" springs)
84585-48	Spring clamp U-bolt (2)		--1950 to 1954--Servi-Cars (For 1-1/2" springs)
7804	U-bolt nut (4).		--1934 to 1954--Servi-Cars.
84588-32	Spring and U-bolt clip (2).		--1932 to 1950--Servi-Cars (For 1-1/4")
84588-48	Spring and U-bolt clip (2).		--1950 to 1954--Servi-Cars (For 1-1/2" spring).
4686	Front spring bolt (2)		--1932 to 1954--Servi-Cars.
84590-32	Spring end rivet (4).		--1932 to 1954--Servi-Cars.
84592-32	Spring end rivet washer (8)		--1932 to 1954--Servi-Cars.



SERVI-CAR BOX AND ATTACHMENTS

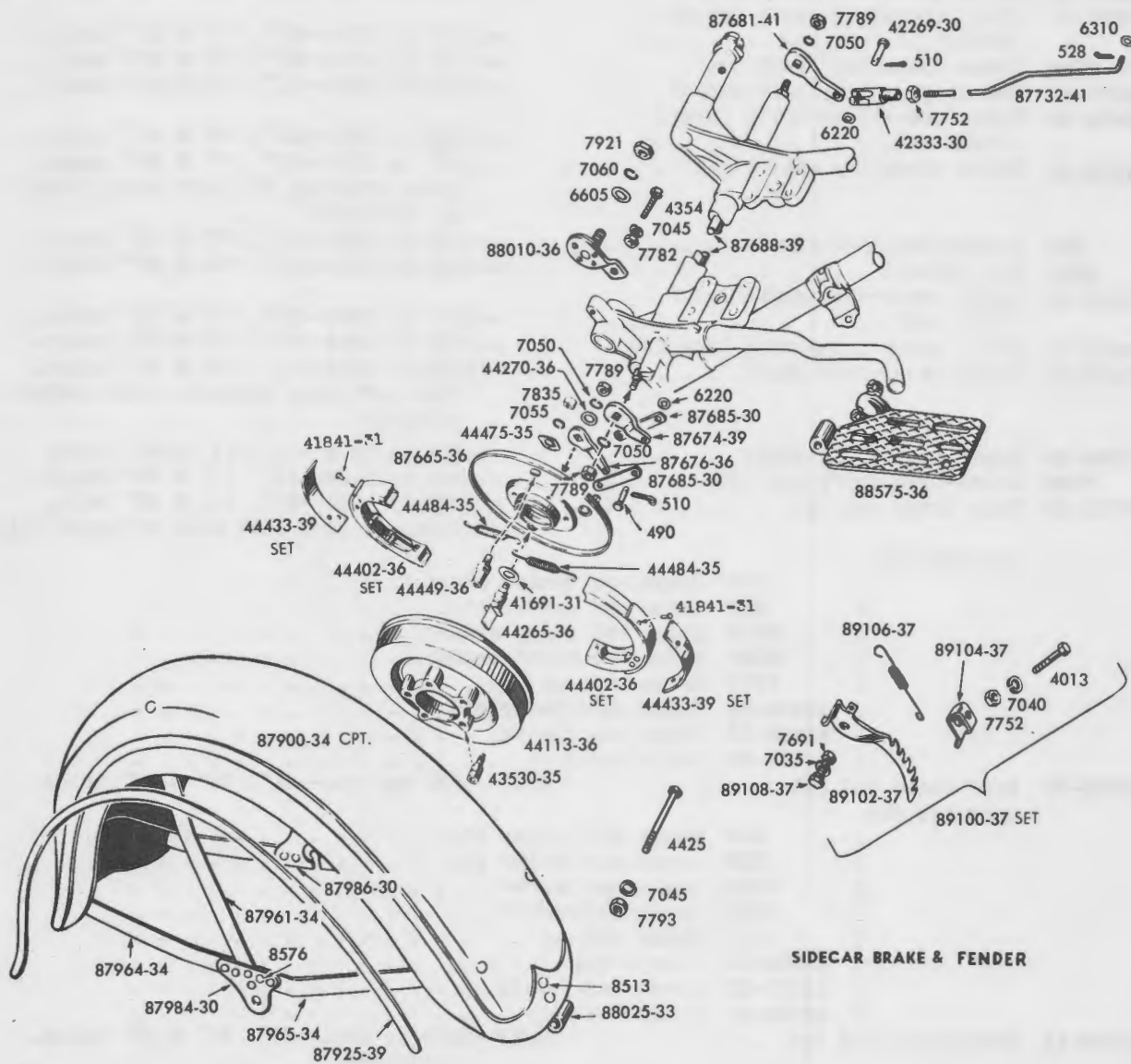
Part No.	NAME	Price Each	Used On
SERVI-CAR BOX AND ATTACHMENTS—Continued			
84593-32	Spring end clip bushing (2) . . . \$	1.40--1932	to 1954--Servi-Cars.
47808-32	Frame tie bar	2.45--1932	to 1950--Servi-Cars.
7988	Tie bar nut (2)20--1932	to 1950--Servi-Cars.
47810-41	Tie bar nut washer (2).20--1941	to 1950--Servi-Cars.
47811-41	Motorcycle frame bushing, for tie bar.85--1941	to 1950--Servi-Cars.
47813-32	Tie bar clamp (2)60--1932	to 1954--Servi-Cars.
47816-32	Tie bar spring (2).35--1932	to 1954--Servi-Cars.
4634	Tie bar clamp bolt (2).40--1932	to 1954--Servi-Cars.
7835	Tie bar clamp bolt nut (2).15--1932	to 1954--Servi-Cars.
84640-42	Cushion spring (2).	3.90--1942	to 1954--Servi-Cars.
84643-32	Spring bolt spacer washer (4)30--1932	to 1954--Servi-Cars.
4379	Spring bolt, long (2)35--1932	to 1954--Servi-Cars.
4340	Spring bolt, short (2).30--1932	to 1954--Servi-Cars.
7793	Spring bolt nut (4)08--1932	to 1954--Servi-Cars.
84740-42	Box & cover (specify color)	151.20--1942	to 1954--Servi-Cars.
84744-32	Box reinforcing plate, front.	3.10--1939	to 1954--Servi-Cars.
5489	Box fastening bolt & nut.10--1932	to 1954--Servi-Cars.
84800-35	Box cover (Prime color only).	55.45--1942	to 1954--Servi-Cars.
84825-35	Cover stop assembly	1.95--1935	to 1954--Servi-Cars.
84829-40	Bracket shoulder bolt10--1940	to 1954--Servi-Cars.
84845-35	Cover latch (2)	2.50--1942	to 1954--Servi-Cars.
88624-30	Cover latch plate80--1935	to 1954--Servi-Cars.
84900-39	Complete bumper assembly.	12.00--1932	to 1954--Servi-Cars.
84902-32	Bumper only	12.60--1932	to 1954--Servi-Cars.
84904-32	Bumper bracket (2).	2.45--1932	to 1951--Servi-Cars.
84904-52	Rear bumper bracket	2.25--1952	to 1954--Servi-Cars.
4348	Bumper & bracket bolt15--1932	to 1954--Servi-Cars.
7782	Bumper & bracket bolt nut08--1932	to 1954--Servi-Cars.
84920-42	Complete seat & bumper assembly	34.20--1942	to 1954--Servi-Cars.
84921-42	Complete seat & hand rail assembly less bumper	24.35--1942	to 1954--Servi-Cars.
84925-39	Hand rail (right)	6.15--1939	to 1954--Servi-Cars.
84927-39	Hand rail (left).	6.15--1939	to 1954--Servi-Cars.
84932-42	Hand rail reinforcement (2)60--1942	to 1954--Servi-Cars.
84933-42	Hand rail reinforcement, rear (2) 3974 Hand rail bolt (8).60--1942	to 1954--Servi-Cars.
7752	Hand rail bolt nut (8).15--1932	to 1954--Servi-Cars.
84945-32	Box cover cushion08--1932	to 1954--Servi-Cars.
84949-35	Cushion metal strap, 18-1/4"	24.65--1942	to 1954--Servi-Cars.
1206	Cushion fastening screw (10).85--1935	to 1954--Servi-Cars.
7620	Cushion screw nut (10).03--1932	to 1954--Servi-Cars.
85000-37	Front apron & brackets.02--1932	to 1954--Servi-Cars.
85006-37	Front apron bracket (right)	4.25--1942	to 1954--Servi-Cars.
85007-37	Front apron bracket (left).75--1939	to 1954--Servi-Cars.
85015-46	Servi-car rear apron and bumper brace (2).75--1939	to 1954--Servi-Cars.
85017-46	Rear apron and bumper brace shim (2 to 8).85--1947	to 1954--Servi-Cars.
85040-39	Right fender with braces (Prime color only).05--1947	to 1954--Servi-Cars.
85042-39	Left fender with braces (Prime color only).	20.15--1942	to 1954--Servi-Cars.
2768	Fender bolt	20.15--1942	to 1954--Servi-Cars.
7691	Fender bolt nut (16).05--1940	to 1954--Servi-Cars.
85100-39	Set of rear fender side moldings cpt.	2.45--1939	to 1954--Servi-Cars.
85101-39	Right fender side strip	1.25--1939	to 1954--Servi-Cars.
85102-39	Left fender side strip.	1.25--1939	to 1954--Servi-Cars.

Part No.	NAME	Price Each	Used On
CHECK STRAP—SHOCK ABSORBER			
85202-42	Shock absorber cpt. - right hand.	--1942 to 1954--	Servi-Cars.
85203-42	Shock absorber cpt. - left hand .	--1942 to 1954--	Servi-Cars.
85211-42	Shock absorber upper bracket (2).	--1942 to 1954--	Servi-Cars.
85213-42	Shock absorber upper pivot stud (2).	--1942 to 1954--	Servi-Cars.
7908	Shock absorber upper pivot stud nut.	--1942 to 1954--	Servi-Cars.
85220-42	Shock absorber lower bracket - left hand.	--1942 to 1954--	Servi-Cars.
85221-42	Shock absorber lower bracket - right hand	--1942 to 1954--	Servi-Cars.
6591	Shock absorber lower bracket washer (2)	--1942 to 1954--	Servi-Cars.
7908	Shock absorber lower bracket nut (2).	--1942 to 1954--	Servi-Cars.
FRAME GROUP			
87064-36	Frame	--1937 to 1954--	61", 74" & 80" twins. . .
87070-37	Frame	--1937 to 1954--	Side van-61", 74" & 80" twins.
87082-36	Set of sidecar connection parts . Consists of:	--1937 to 1954--	61", 74" & 80" twins. . .
	3 559 Rear frame bracket bolt cotter pin.		
	2 4979 Rear frame bracket bolt		
	1 6582 Connection bolt washer.		
	1 6603 Frame brace upper connection bolt stud washer		
	1 7923 Frame brace upper connection bolt nut . . .		
	2 7938 Rear frame bracket bolt check nut		
	2 7944 Rear frame bracket bolt nut castellated . .		
	1 87127-36 Frame brace upper connection, front		
	1 87128-36 Frame brace upper connection, rear.		
	1 87135-36 Frame brace upper connection bolt		
	1 87136-36 Frame brace upper connection bolt lock washer		
	1 87138-36 Frame brace upper connection bolt spring. .		
	1 87176-37 Lower front connection assembly		
	1 87197-36 Rear frame bracket.		
87094-36	Sidecar frame brace	--1937 to 1954--	61", 74" & 80" twins. . .
87117-36	Frame brace lower clamp (2)	--1937 to 1954--	61", 74" & 80" twins. . .
16804-30	Lower clamp bolt (4).	--1937 to 1954--	61", 74" & 80" twins. . .
87127-36	Frame brace upper connection (front).	--1937 to 1954--	61", 74" & 80" twins. . .
87128-36	Frame brace upper connection (rear)	--1937 to 1954--	61", 74" & 80" twins. . .
87135-36	Frame brace upper connection bolt	--1937 to 1954--	61", 74" & 80" twins. . .
87136-36	Frame brace upper connection bolt lock washer.	--1937 to 1954--	61", 74" & 80" twins. . .
6603	Frame brace upper connection bolt plain washer	--1937 to 1954--	61", 74" & 80" twins. . .
87138-36	Frame brace upper connection bolt spring	--1937 to 1954--	61", 74" & 80" twins. . .
7923	Frame brace upper connection bolt nut.	--1937 to 1954--	61", 74" & 80" twins. . .
6582	Connection bolt washer.	--1937 to 1954--	61", 74" & 80" twins. . .
87176-37	Lower front connection socket tie rod.	--1937 to 1954--	61", 74" & 80" twins. . .
8034	Lower front connection rod nut (2).	--1937 to 1954--	61", 74" & 80" twins. . .
8059	Lower front connection rod nut, right.	--1937 to 1954--	61", 74" & 80" twins. . .
87181-37	Lower front connection rod shoulder bolt.	--1937 to 1954--	61", 74" & 80" twins. . .

Part No.	NAME	Price Each	Used On
----------	------	------------	---------

FRAME GROUP—Continued

87197-36	Rear frame bracket.	--1937 to 1954--	61", 74" & 80" twins. . .
4979	Rear frame bracket bolt (2) : . .	--1937 to 1954--	61", 74" & 80" twins. . .
7944	Rear frame bracket bolt nut, castellated (2).	--1937 to 1954--	61", 74" & 80" twins. . .
7938	Rear frame bracket bolt check nut (2).	--1937 to 1954--	61", 74" & 80" twins. . .
87254-24	Sidecar ball stud	--1924 to 1954--	61", 74" & 80" twins. . .
3232	Ball stud set screw (2)	--1924 to 1954--	61", 74" & 80" twins. . .
87265-24	Ball joint nut.	--1924 to 1954--	61", 74" & 80" twins. . .
87267-24	Ball joint lock nut	--1924 to 1954--	61", 74" & 80" twins. . .



AXLE AND BRAKE GROUP

87433-36	Axle.	--1937 to 1954--	61", 74" & 80" twins. . .
7988	Axle nut (next to hub).	--1930 to 1954--	61", 74" & 80" twins. . .
6712	Axle washer, outside.	--1936 to 1954--	61", 74" & 80" twins. . .
87438-30	Axle extension nut.	--1930 to 1954--	61", 74" & 80" twins. . .
7980	Axle extension nut.	--1942 to 1954--	61", 74" & 80" twins. . .
7921	Axle nut (outside fender)	--1930 to 1954--	61", 74" & 80" twins. . .
87444-33	Axle nut (inside frame)	--Later 1933 to 1954--	61", 74" & 80" twins.
43530-35	Wheel mounting screw.	--1935 to 1954--	61", 74" & 80" twins. . .

Part No.	NAME	Price Each	Used On
AXLE AND BRAKE GROUP—Continued			
87654-36	Sidecar brake assembly cpt.	--1937 to 1954--61", 74" & 80" twins.	
87665-36	Brake side plate.	--1937 to 1954--61", 74" & 80" twins.	
44113-36	Brake shell	--1937 to 1954--61", 74" & 80" twins.	
44402-36	Set of brake shoes and linings.	--1937 to 1954--61", 74" & 80" twins.	
44433-39	Set brake linings and rivets.	--1939 to 1954--61", 74" & 80" twins.	
44484-35	Brake shoe spring	--1937 to 1954--61", 74" & 80" twins.	
41841-31	Brake lining rivet.	--1931 to 1954--61", 74" & 80" twins.	
44449-36	Brake shoe pivot stud	--1937 to 1954--61", 74" & 80" twins.	
7835	Brake shoe pivot stud nut	--1937 to 1954--61", 74" & 80" twins.	
44475-35	Brake shoe pivot stud plate	--1937 to 1954--61", 74" & 80" twins.	
44265-36	Brake operating shaft	--1937 to 1954--61", 74" & 80" twins.	
41691-31	Brake operating shaft spring washer	--1937 to 1954--61", 74" & 80" twins.	
7789	Brake operating shaft nut	--1937 to 1954--61", 74" & 80" twins.	
44270-36	Brake operating shaft washer.	--1937 to 1954--61", 74" & 80" twins.	
87674-39	Brake cross-over shaft lever, brake end.	--1939 to 1954--61", 74" & 80" twins.	
87676-36	Brake operating shaft lever	--1937 to 1954--61", 74" & 80" twins, (When ordering for left hand, order No. 87678-36).	
490	Connecting link pin (2)	--1930 to 1954--61", 74" & 80" twins.	
6220	Pin washer.	--1930 to 1954--61", 74" & 80" twins.	
87681-41	Brake cross-over shaft lever, left end	--1941 to 1954--61", 74" & 80" twins.	
87685-30	Brake lever connecting link (2)	--1930 to 1954--61", 74" & 80" twins.	
87689-39	Brake cross-over shaft.	--1939 to 1954--61", 74" & 80" twins, (For left hand sidecar, order number 87690-39).	
87692-39	Brake cross-over shaft.	--1939 to 1954--61", 74" & 80" twins.	
7789	Cross-over shaft nut (2).	--1939 to 1954--61", 74" & 80" twins.	
87722-38	Rear brake rod cpt.	--1937 to 1954--61", 74" & 80" twins sidevans (For left hand sidevans only)	
Consists of:			
	1 510 Brake rod cotter pin.		
	1 528 Brake rod cotter pin.		
	1 6310 Brake rod plain washer.		
	1 6220 Brake rod plain washer.		
	1 7752 Brake rod nut		
	1 42269-30 Brake rod clevis pin.		
	1 83695-37 Brake rod clevis.		
	1 87734-38 Brake rod only.		
87724-37	Rear brake rod cpt.	4.25--1937 to 1954--61", 74" & 80" twins.	
Consists of:			
	1 510 Brake rod cotter pin.		
	1 528 Brake rod cotter pin.		
	1 6310 Brake rod washer.		
	1 6220 Brake rod washer.		
	1 7752 Brake rod nut		
	1 42269-30 Clevis pin.		
	1 42333-30 Brake rod clevis.		
	1 87736-41 Brake rod only.		
87726-41	Rear brake rod cpt.	3.35--1937 to 1954--61", 74" & 80" twins, (sidecars)	
Consists of:			
	1 510 Rear brake rod clevis pin		
	1 528 Rear brake rod cotter pin		
	1 6310 Rear brake rod washer		
	1 6220 Rear brake rod clevis pin washer.		
	1 7752 Rear brake rod nut.		
	1 42269-30 Rear brake rod clevis pin		
	1 42333-30 Rear brake rod clevis		
	1 87732-41 Rear brake rod only		

Part No.	NAME	Price Each	Used On
FENDER GROUP			
87900-34	Fender cpt. (Prime color)	--1934 to 1954--61", 74" & 80" twins,	sidecars
87902-34	Fender cpt. (Prime color)	--1934 to 1954--61", 74" & 80" twins,	side vans
87925-39	Fender side strip	--1939 to 1954--61", 74" & 80" twins,	sidecars
87961-34	Top fender brace	--1934 to 1954--61", 74" & 80" twins,	sidecars
87964-34	Lower fender brace, rear.	--1933 to 1954--61", 74" & 80" twins,	sidecars
87965-34	Lower fender brace, front	--1934 to 1954--61", 74" & 80" twins,	sidecars
8515	Fender brace rivet (6).	--1915 to 1954--61", 74" & 80" twins,	sidecars
87984-30	Outer brace clip.	--1930 to 1954--61", 74" & 80" twins,	sidecars
8576	Outer brace clip rivet (6). . . .	--1930 to 1954--61", 74" & 80" twins,	sidecars
87986-30	Inner brace clip.	--1930 to 1954--61", 74" & 80" twins,	sidecars
8580	Inner brace clip rivet (6). . . .	--1930 to 1954--61", 74" & 80" twins,	sidecars
88010-36	Inner brace clip bracket.	--1936 to 1954--61", 74" & 80" twins,	sidecars
6605	Bracket stud washer	--1930 to 1954--61", 74" & 80" twins,	sidecars
7921	Bracket stud nut.	--1930 to 1954--61", 74" & 80" twins,	sidecars
4354	Inner brace bracket bolt.	--1928 to 1954--61", 74" & 80" twins,	sidecars
7782	Inner brace bracket bolt nut. . .	--1928 to 1954--61", 74" & 80" twins,	sidecars
88025-23	Fender front bracket.	--1932 to 1954--61", 74" & 80" twins,	sidecars
8513	Front bracket rivet (2)	--1923 to 1954--61", 74" & 80" twins,	sidecars
88026-34	Fender support bracket (3). . . .	--1934 to 1954--61", 74" & 80" twins,	sidevans
5434	Fender to sidevan bracket bolt (6).	--1939 to 1954--61", 74" & 80" twins,	sidevans
6520	Bracket bolt plain washer (6) . .	--1939 to 1954--61", 74" & 80" twins,	sidevans
8521	Fender support bracket rivet (9).	--1934 to 1954--61", 74" & 80" twins,	sidevans

SPRINGS AND ATTACHMENTS

88100-24	Spring cpt. (9 leaf) -- LE. . . .	--1937 to 1954--61", 74" & 80" twins,	sidevans
88101-37	Spring top leaf	--1937 to 1954--61", 74" & 80" twins,	sidevans
88130-25	Spring cpt. (8 leaf).	--1925 to 1954--61", 74" & 80" twins,	sidevans
88131-25	Spring top leaf	--1925 to 1954--61", 74" & 80" twins,	sidevans
88172-25	Spring U-bolt	--1937 to 1954--61", 74" & 80" twins,	sidevans
7839	U-bolt nut--7/16" (8)	--1924 to 1954--61", 74" & 80" twins,	sidecars
88170-24	Spring shim	--1924 to 1954--61", 74" & 80" twins,	sidecars
88174-37	Spring bushing (4).	--1937 to 1954--61", 74" & 80" twins,	sidecars

Part No.	NAME	Price Each	Used On
SPRINGS AND ATTACHMENTS—Continued			
88176-24	Spring clip (clinch 5 or 6 leaves)		--1924 to 1954--61", 74" & 80" twins, sidecars
5680	Spring bolt (for 7 or 8 leaves)		--1924 to 1954--sidecars
7793	Spring bolt nut		--1925 to 1954--61", 74" & 80" twins, sidecars
88260-25	Body support rod, front		--1925 to 1954--61", 74" & 80" twins, sidecars
88261-36	Body support rod, front		--1936 to 1954--61", 74" & 80" twins, sidecars
88264-36	Body support rod, rear		--1936 to 1954--61", 74" & 80" twins, sidecars
88265-25	Body support rod, rear		--1925 to 1954--61", 74" & 80" twins, sidecars
5486	Front support rod bolt and nut 1-3/4" (3)		--1924 to 1954--61", 74" & 80" twins, sidecars
5435	Rear support rod bolt and nut (3) 1-1/4"		--1915 to 1949--61", 74" & 80" twins, sidecars
6327	Front support rod washer		--1915 to 1954--61", 74" & 80" twins, sidecars
6574	Rear support rod washer		--1924 to 1950--61", 74" & 80" twins, sidecars
7752	Support rod nut		--1924 to 1954--61", 74" & 80" twins, sidecars
88278-28	Front support rod stud		--1928 to 1954--61", 74" & 80" twins, sidecars
88281-28	Rear support rod stud		--1928 to 1954--61", 74" & 80" twins, sidecars
88300-37	Spring shackle cpt. (2)		--1937 to 1954--61", 74" & 80" twins, sidecars
	Consists of:		
	1 7045 Shackle stud lock washer		
	1 7796 Shackle stud nut		
	1 88304-37 Shackle plate and bushing		
	1 88310-37 Outer shackle plate and stud		
88301-37	Spring shackle cpt. (2)		--1937 to 1954--61", 74" & 80" twins, sidecars
	Consists of:		
	1 7045 Shackle stud lock washer		
	1 7796 Shackle stud nut		
	1 88305-37 Inner shackle plate and bushings		
	1 88311-37 Outer shackle plate and stud		
88314-37	Shackle bushing (2)		--1937 to 1954--61", 74" & 80" twins, sidecars
SIDECAR BODY AND FITTING			
88364-36	Sidecar body stripped		--1936 to 1954--61", 74" & 80" twins, sidecars
88366-36	Sidecar body complete		--1936 to 1954--61", 74" & 80" twins, sidecars
88485-36	Floor covering		--1936 to 1954--61", 74" & 80" twins, sidecars
88487-36	Seat cushion		--1936 to 1954--61", 74" & 80" twins, sidecars
88488-36	Back upholstering		--1936 to 1954--61", 74" & 80" twins, sidecars
88490-36	Right side upholstering		--1936 to 1954--61", 74" & 80" twins, sidecars
88492-36	Left side upholstering		--1936 to 1954--61", 74" & 80" twins, sidecars
88500-36	Front moulding strip (1) 9/16" x 29-1/2"		--1936 to 1954--61", 74" & 80" twins, sidecars

Part No.	NAME	Price Each	Used On
SIDECAR BODY AND FITTING—Continued			
88502-36	Rear moulding strip, 9/16" x 18-1/2"		--1936 to 1954--61", 74" & 80" twins, sidecars
88504-36	Side moulding strip (4)		--1936 to 1954--61", 74" & 80" twins, sidecars
88506-36	Moulding strip screw, large (7)		--1936 to 1954--61", 74" & 80" twins, sidecars
88507-36	Moulding screw nut (7)		--1936 to 1954--61", 74" & 80" twins, sidecars
59226-38	Side moulding screw (16 to 30)		--1936 to 1954--61", 74" & 80" twins, sidecars
88510-22	Rear compartment key		--1922 to 1954--61", 74" & 80" twins, sidecars
88528-36	Sidecar body cover		--1936 to 1954--61", 74" & 80" twins, sidecars
88539-36	Cover fastening button (8)		--1936 to 1954--61", 74" & 80" twins,
7590	Button nut (8)		--1936 to 1954--61", 74" & 80" twins, sidecars
88540-36	Cover eyelet with washer (8)		--1936 to 1954--61", 74" & 80" twins, sidecars
88560-36	Footrest cpt.		--1936 to 1954--61", 74" & 80" twins, sidecars
	Includes:		
	4 5402 Footrest bolt and nut		
	2 88562-36 Footrest bracket		
88575-36	Sidecar step		--1936 to 1954--61", 74" & 80" twins, sidecars
7793	"U" bolt nut (4)		--1938 to 1954--61", 74" & 80" twins, sidecars
4425	Sidecar step to fender clip bolt		--1941 to 1954--61", 74" & 80" twins, sidecars
88590-38	Sidecar step "U" bolt (2)		--1938 to 1945--61", 74" & 80" twins, sidecars
7793	Sidecar step to fender clip bolt nut		--1936 to 1954--61", 74" & 80" twins, sidecars
88590-46	Sidecar step "U" bolt nut (2)		--1946 to 1954--61", 74" & 80" twins, sidecars
6388	Sidecar step "U" bolt nut (2)		--1946 to 1954--61", 74" & 80" twins, sidecars
88620-25	Spring latch		--1925 to 1954--61", 74" & 80" twins, sidecars
88650-35	Cover stop cpt.		--1936 to 1954--61", 74" & 80" twins, sidecars

RECOIL CHECK

88670-31	Rear recoil check cpt. (2)		--1931 to 1954--61", 74" & 80" twins, sidecars
	Consists of:		
	1 2834 Rear check strap bracket bolt		
	2 4000 Rear check strap clamp bolt		
	3 7040 Rear check strap clamp bolt lock washer		
	2 7045 Rear check strap bracket stud lock washer		
	1 7748 Rear check strap bracket bolt nut		
	2 7752 Rear check strap clamp bolt nut		
	2 7789 Rear check strap bracket stud nut		
	4 8232 Rear check strap rivet		
	1 88681-31 Rear check strap with end		
	1 88690-24 Rear check strap spring		
	1 88696-28 Rear check strap bracket		
	1 88704-28 Rear check strap bracket stud		
	2 88706-28 Rear check strap clamp plate		

Part No.	NAME	Price Each	Used On
88672-38	Rear recoil check cpt		--1936 to 1954--61", 74" & 80" twins, sidecars
	Consists of:		
	2 2834 Check strap front bracket bolt.		
	1 6320 Check strap plain washer.		
	2 7040 Check strap front bracket bolt lock washer.		
	2 7748 Check strap front bracket bolt nut.		
	4 8232 Check strap solid rivet		
	1 88680-26 Check strap assembly.		
	1 88686-26 Check strap only.		
	1 88690-24 Check strap spring.		
	1 88693-26 Check strap front bracket		
	1 88693-39 Check strap clamp		
88685-31	Rear check strap only (2)		--1931 to 1954--61", 74" & 80" twins, sidevans
88730-37	Front check strap cpt		--1937 to 1954--61", 74" & 80" twins, sidevans
	Consists of:		
	3 2834 Front check strap bolt.		
	1 6320 Front check strap bolt washer		
	3 7040 Front check strap bolt lock washer.		
	3 7748 Front check strap bolt nut.		
	1 88690-24 Front check strap spring.		
	1 88693-26 Front check strap bracket		
	1 88731-37 Front check strap with ends		
	1 88737-37 Front check strap bracket		
88738-37	Rear bracket mounting plate		--1937 to 1954--61", 74" & 80" twins, sidevans

WINDSHIELD AND PARTS

88850-36	Windshield and cover cpt.		--1936 to 1954--61", 74" & 80" twins, sidecars
88860-36	Window with frame		--1936 to 1954--61", 74" & 80" twins, sidecars
88862-36	Window only		--1935 to 1954--61", 74" & 80" twins, sidecars
2666	Short screws for window		--1925 to 1954--61", 74" & 80" twins, sidecars
1206	Long screws for window.		--1925 to 1954--61", 74" & 80" twins, sidecars
7620	Window screw nut.		--1925 to 1954--61", 74" & 80" twins, sidecars
88875-36	Windshield apron cpt.		--1936 to 1954--61", 74" & 80" twins, sidecars
1206	Apron screw (8)		--1936 to 1954--61", 74" & 80" twins, sidecars
6203	Apron screw washer.		--1936 to 1954--61", 74" & 80" twins, sidecars
7654	Apron screw nut		--1936 to 1954--61", 74" & 80" twins, sidecars
88892-36	Side member, right side		--1936 to 1954--61", 74" & 80" twins, sidecars
88896-36	Side member, left side.		--1936 to 1954--61", 74" & 80" twins, sidecars
88904-36	Side member stud (2).		--1936 to 1954--61", 74" & 80" twins, sidecars
88938-30	Side member nut (2)		--1936 to 1954--61", 74" & 80" twins, sidecars
88932-24	Lower friction bracket (2).		--1936 to 1954--61", 74" & 80" twins, sidecars
4000	Lower friction bracket bolt (4)		--1936 to 1954--61", 74" & 80" twins, sidecars

Part No.	NAME	Price Each	Used On
WINDSHIELD AND PARTS—Continued			
6320	Lower friction bracket bolt plain washer (8)		--1936 to 1954--61", 74" & 80" twins, sidecars
7752	Lower friction bracket bolt nut (4).		--1936 to 1954--61", 74" & 80" twins, sidecars
88934-24	Fibre friction washer (2)		--1936 to 1954--61", 74" & 80" twins, sidecars
88936-18	Spider friction washer (2).		--1936 to 1954--61", 74" & 80" twins, sidecars
88941-30	Frame end piece - L. H.		--1930 to 1954--61", 74" & 80" twins, sidecars
88945-30	Frame end piece - R. H.		--1930 to 1954--61", 74" & 80" twins, sidecars
88950-36	Windshield spring clip (11)		--1936 to 1954--61", 74" & 80" twins, sidecars

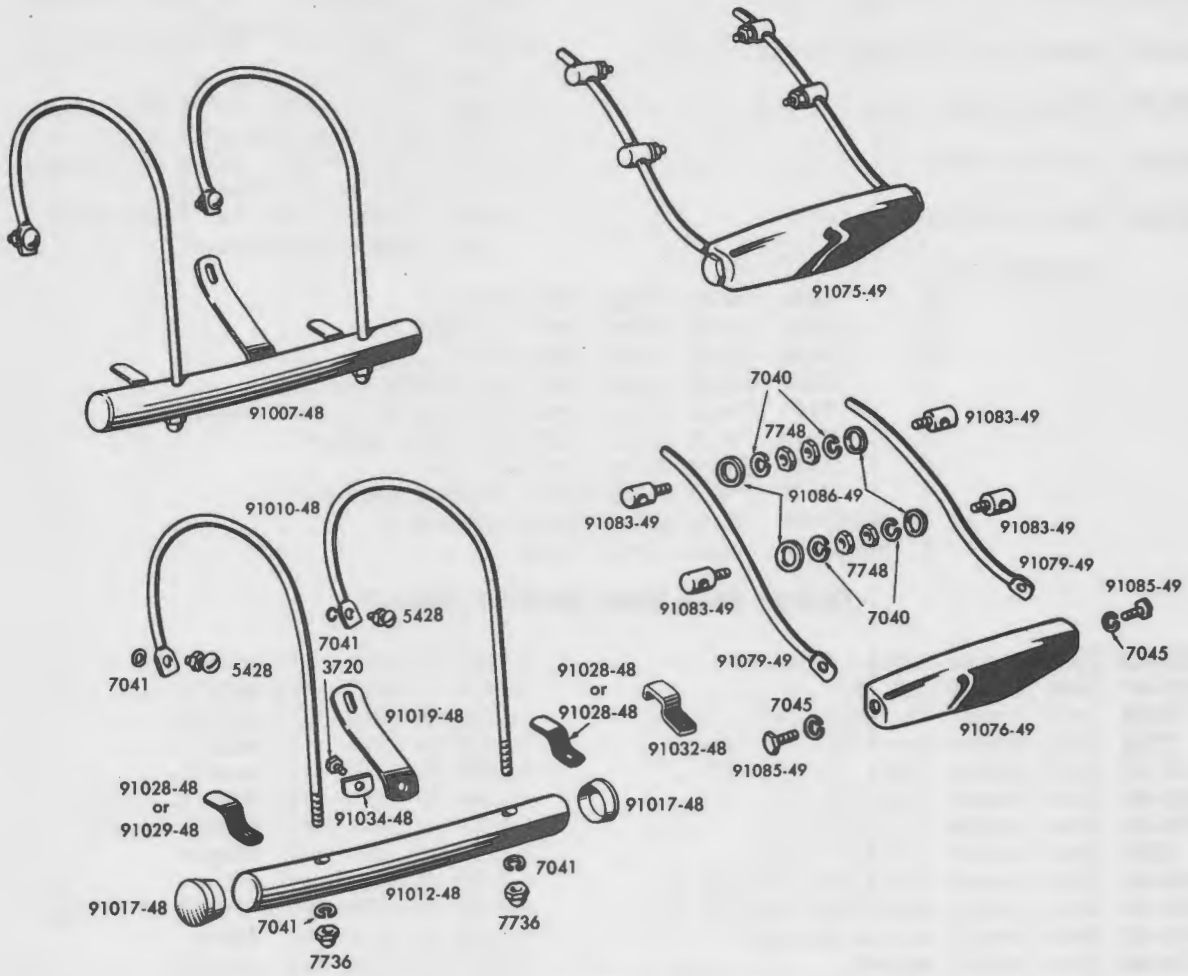
BRAKE LOCK AND PARTS—SPARE WHEEL CARRIER

89100-37	Set of brake lock parts		--1937 to 1954--61", 74" & 80" twins, sidecars
Consists of:			
	1 4013 Brake lock clamp bolt		
	1 7035 Brake handle bolt lock washer		
	1 7040 Brake lock clamp bolt lock washer		
	1 7691 Brake handle bolt nut		
	1 7752 Brake lock clamp bolt nut		
	1 89102-37 Brake lock handle		
	1 89104-37 Brake lock clamp.		
	1 89106-37 Brake lock spring.		
	1 89108-37 Brake handle bolt		
89150-36	Spare wheel carrier complete.	16.50	--1937 to 1954--61", 74" & 80" twins, sidecars
Consists of:			
	6 4300 Spare wheel bracket bolt.		
	6 6395 Spare wheel bracket bolt washer		
	6 7045 Spare wheel bracket bolt lock washer.		
	6 7782 Spare wheel bracket bolt nut.		
	1 89200-36 Spare wheel handle complete		
	1 89221-36 Spare wheel handle cover.		
89152-37	Spare wheel carrier complete.	16.50	--1937 to 1954--61", 74" & 80" twins, sidecars

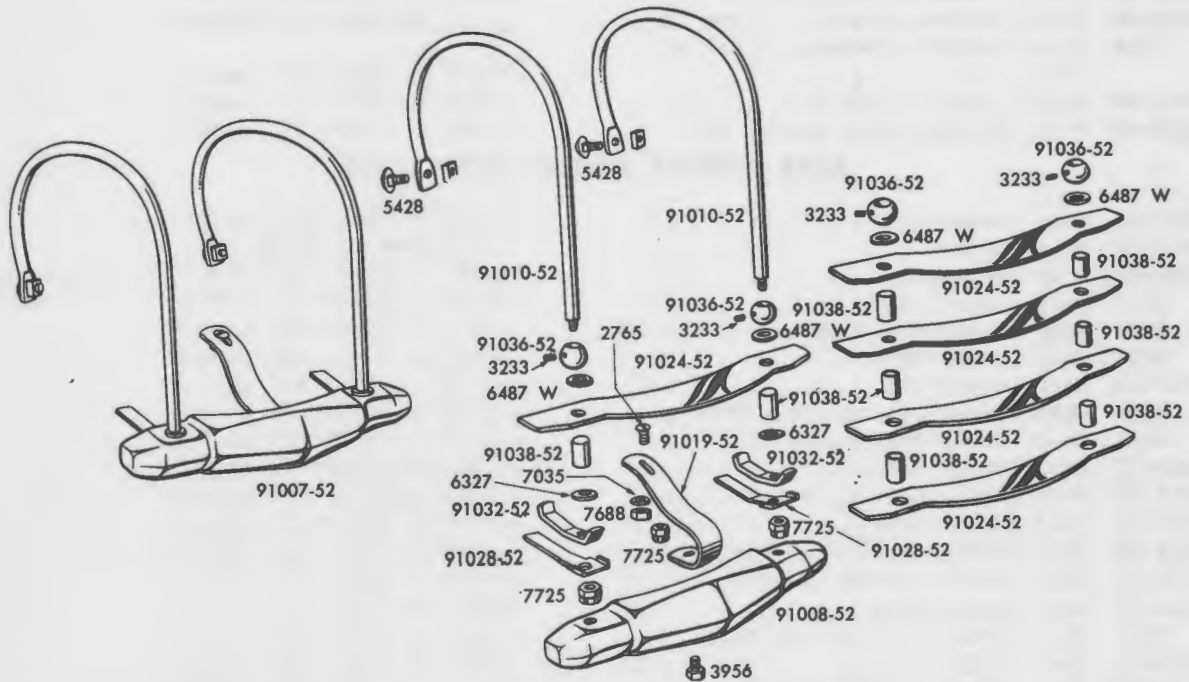
SPECIAL PARTS FOR LEFT HAND SIDECARS

87066-36	Frame		--1937 to 1954--61", 74" & 80" twins, (For left hand sidecars)
87072-38	Frame		--1937 to 1954--(For left hand sidecars).
87095-36	Sidecar frame brace		--1937 to 1954--61", 74" & 80" twins, (For left hand sidecars)
87680-39	Brake cross-over shaft lever, left end		--1939 to 1954--61", 74" & 80" twins, (For left hand sidecars)
87690-39	Brake cross-over shaft.		--1939 to 1954--61", 74" & 80" twins, (For left hand sidecars)
87720-37	Rear brake rod cpt.		--1937 to 1954--61", 74" & 80" twins, (For left hand sidecars only).
Consists of:			
	1 510 Rear brake rod cotter pin		
	1 528 Rear brake rod cotter pin		
	1 6220 Rear brake rod clevis pin washer.		
	1 6310 Rear brake clevis washer.		
	1 7752 Rear brake rod nut.		
	1 42269-30 Rear brake rod clevis pin		
	1 83695-37 Rear brake rod clevis		
	1 87730-37 Rear brake rod only		

Part No.	NAME	Price Each	Used On
----------	------	------------	---------



FRONT AND REAR BUMPER



REAR BUMPER - NEW STYLE

Part No.	NAME	Price Each	Used On
SPECIAL PARTS FOR LEFT HAND SIDECARS—Continued			
87901-34	Fender cpt. (Prime color)		--1934 to 1954--61", 74" & 80" twins, (For left hand sidecar)
87904-34	Fender cpt. (Prime color)		--1934 to 1954--61", 74" & 80" twins, (For left hand sidevan)
87928-39	Fender side strip		--1939 to 1954--61", 74" & 80" twins, (For left hand sidecar)
88577-37	Sidecar step.		--1936 to 1954--61", 74" & 80" twins, (For left hand sidecar)
88673-41	Rear recoil check cpt		--1941 to 1954--61", 74" & 80" twins, (For left hand sidecar)

Consists of:

2	2834	Check strap link bolt
1	3996	Check strap front bracket bolt.
2	5428	Check strap clamp bolt.
2	6327	Check strap link bolt plain washer.
1	7040	Check strap front bracket bolt lock washer.
2	7040	Check strap link bolt lock washer
2	7748	Check strap link bolt nut
1	7752	Check strap front bracket bolt nut.
1	88693-26	Check strap front bracket
2	88693-39	Check strap clamp

FRONT AND REAR BUMPER GROUP

91007-48	Rear chrome bumper complete	--1940 to 1954--All models.
91010-48	Rear bumper rod (2)	--1940 to 1954--All models.
5428	Rear bumper to fender bolt.	--1940 to 1954--All models.
7736	Rear bumper acorn nut	--1940 to 1954--All models.
91012-48	Rear bumper tube.	--1940 to 1954--All models.
91017-48	Rear bumper tube end (2).	--1940 to 1954--All models.
91019-48	Rear bumper tube bracket.	--1940 to 1954--All models.
3720	Rear bumper bracket bolt.	--1938 to 1954--All models.
91028-48	Rear bumper stabilizer spring (2)	--1940 to 1952--45" twins
91029-48	Rear bumper stabilizer spring (2)	--1940 to 1954--61", 74" & 80" twins.
91032-48	Rear bumper spring bracket.	--1940 to 1952--45" twins
91034-48	Rear bumper washer.	--1940 to 1954--All models.
91075-49	Front bumper complete	--1940 to 1954--All models.
91076-49	Front bumper only	--1940 to 1954--All models.
91079-49	Front bumper extension (2).	--1940 to 1954--All models.
91083-49	Front bumper extension screw (4).	--1940 to 1954--All models.
7748	Front bumper extension screw nut (4).	--1940 to 1954--All models.
91085-49	Front bumper screw (2).	--1940 to 1954--All models.
91086-49	Front bumper screw washer (4)	--1940 to 1954--All models.

REAR BUMPER GROUP—NEW STYLE

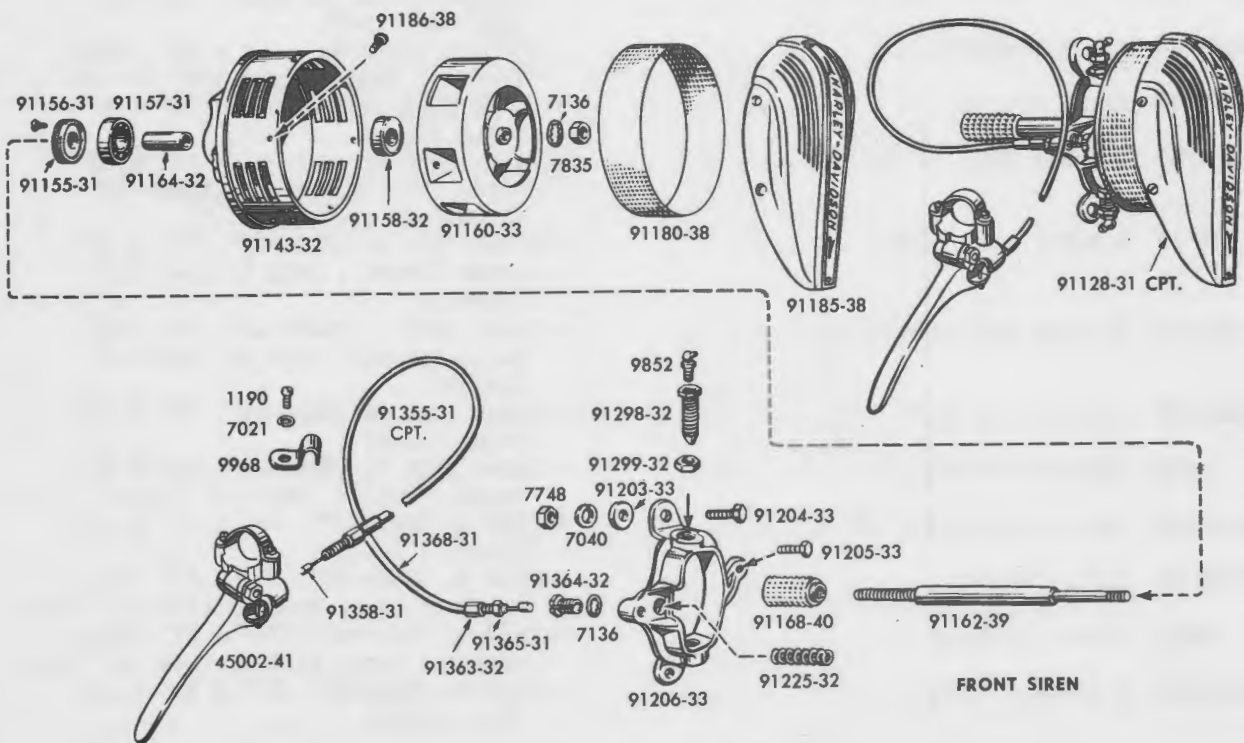
91007-52	Rear bumper cpt	--1940 to 1954--All models.
91008-52	Rear bumper	(Replaced by 91008-52A)
91008-52A	Rear bumper	--1940 to 1954--All models.
2765	Rear bumper screw	--1940 to 1954--All models.
7688	Rear bumper end screw	--1940 to 1954--All models.
3956	Rear bumper bolt.	--1940 to 1954--All models.
91010-52	Rear bumper rod	--1940 to 1954--All models.
5428	Rear bumper rod carriage bolt	--1940 to 1954--All models.
6327	Rear bumper rod washer (2).	--1940 to 1954--All models.
91019-52	Rear bumper bracket	--1940 to 1954--All models.
91023-52	Rear bumper trim cpt.	--1940 to 1954--All models.
91024-52	Rear bumper trim.	--1940 to 1954--All models.
91028-52	Rear bumper stabilizer spring	--1940 to 1954--All models.
91032-52	Rear bumper spring bracket.	--1940 to 1954--All models.
91036-52	Rear bumper stop.	--1940 to 1954--All models.
3233	Rear bumper stop set screw.	--1940 to 1954--All models.
91038-52	Rear bumper spacer.	--1940 to 1954--All models.
6487W	Rear bumper spring washer	--1940 to 1954--All models.
7725	Rear bumper flex-loc nut.	--1940 to 1954--All models.

Part No.	NAME	Price Each	Used On
SIREN PARTS (STERLING)			
91128-31	Front wheel siren complete.		--1937 to 1949--45" twins
91143-32	Fan housing		--1933 to 1949--61", 74" & 80" twins, 1933 to 1949--45" twins.
91157-31	Large bearing		--1931 to 1948 front or rear, 1949-- 45" front.
91158-32	Small bearing		--1933 to 1948 front or rear, 1949-- 45" front.
91155-31	Bearing lock nut.		--1931 to 1948 front or rear, 1949-- 45" front.
91156-31	Lock nut screw.		--1931 to 1948 front or rear, 1949-- 45" front.
91164-32	Bearing spacer sleeve		--1932 to 1948 front or rear, 1949-- 45" front.
91160-32	Fan		--1932 to 1949--61", 74" & 80" twins, (Rear siren)
91160-33	Fan		--Later 1933 to 1948--61", 74" & 80", (Front) 1933 to 1949--45" front.
91162-38	Fan shaft		--Later 1938 to 1949--61", 74" & 80" twins (Rear siren)
91162-39	Fan shaft		--Later 1939 to 1948--61", 74" & 80" (Front), 1939 to 1949--45" (Front)
91168-39	Driving pulley (left thread).		--Later 1939 to 1949--61", 74" & 80" twins (Rear)
91168-40	Driving pulley (right thread)		--1931 to 1948--61", 74" & 80" (Front), 1931 to 1949--45" (Front).
91179-32	Fan nut (left thread)		--1932 to 1949--61", 74" & 80" twins (Rear)
7835	Fan nut		--1931 to 1948--61", 74" & 80" twins (Front), 1931 to 1949--45" (Front)
91180-38	Fan screen.		--Later 1938 to 1949--61", 74" & 80" (Rear), 1933 to 1948--61" & 74" (Front), 1938 to 1949--45" front
91185-38	Streamlined projector		--Later 1938 to 1949--61", 74" & 80" twins (Front or rear), 1938 to 1949-- 45" front.
91186-38	Projector screw (6)		--Later 1938 to 1948--61", 74" & 80" twins, (Front or rear), 1938 to 1949--45" front.
91206-33	Siren bracket		--1933 to 1948--61", 74" & 80" twins (Front), 1933 to 1949--45" (Front)
91209-38	Siren bracket		--Later 1938 to 1949--61", 74" & 80" twins (Rear)
91204-33	Bracket bolt, 1" (2).		--Later 1933 to 1948--61", 74" & 80" twins (Front), 1933 to 1949--45" (Front).
91205-33	Bracket bolt, 7/8".		--Later 1933 to 1948--61", 74" & 80" twins (Front), 1933 to 1949--45" (Front).
91203-33	Bracket bolt spacer (2)		--Later 1933 to 1948--61", 74" & 80" twins (front), 1933 to 1949--45" (front).
91205-38	Bracket leg bolt.		--Later 1938 to 1949--61", 74" & 80" twins (rear)
7748	Bracket bolt nut (2).		--Later 1933 to 1948--61", 74" & 80" twins, 1933 to 1949--45" (front)
91205-32	Bracket cap screw (2)		--1932 to 1949--61", 74" & 80" twins (rear)
91225-32	Return spring		--1932 to 1948--61", 74" & 80" twins, front or rear, 1932 to 1949--45" front
9852	Grease fitting.		--1938 to 1948--61", 74" & 80" twins, front or rear, 1938 to 1949--45" front
91249-32	Foot lever only		--1932 to 1949--61", 74" & 80" twins (Rear siren)

Part No.	NAME	Price Each	Used On
----------	------	------------	---------

SIREN PARTS (STERLING)—Continued

91252-38	Foot control bracket.		--Later 1938 to 1949--61", 74" & 80" twins (Rear siren)
91255-36	Foot control bracket cap.		--1937 to 1949--61", 74" & 80" twins (Rear siren)
91260-36	Foot bracket cap screw (2).		--1937 to 1949--61", 74" & 80" twins (Rear siren)
91263-36	Foot lever stud		--1937 to 1949--61", 74" & 80" twins (Rear siren)
91298-32	Hinge adjusting screw (2)		--1932 to 1948--front or rear, all models, 1949 & 1950--45" front
91299-32	Adjusting screw lock nut.		--1932 to 1948--front or rear, all models, 1949 & 1950--45" front
91355-31	Control cable complete.		--1931 to 1948--61", 74" & 80" twins (Front), 1931 to 1949--45" front
91356-38	Control cable and wire.		--Later 1938 to 1949--61", 74" & 80" twins (Rear)
NOTE: The front wheel brake handle cpt., No. 45002-41 fits all front wheel sirens. It should be used to replace any part of the earlier style handle. Parts of the lever can be found in the HAND BRAKE CONTROL GROUP.			
91357-38	Control wire with ends.		--Later 1938 to 1949--61", 74" & 80" twins (Rear)
91358-31	Control wire with ends.		--1931 to 1948--61", 74" & 80" twins (Front), 1931 to 1949--45" (Front)
91363-32	Control adjusting screw		--1932 to 1948 front or rear, all models, 1949 to 1950--45" front.
91364-32	Control wire fastening screw.		--1932 to 1948 front or rear, all models, 1949 & 1950--45" front
91365-31	Adjusting screw lock nut.		--1931 to 1948--front or rear, all models, 1949 & 1950--45" front
91368-31	Control wire housing.		--1931 to 1948--61", 74" & 80" twins, (Front), 1931 to 1949--45" front
91369-38	Control wire housing.		--Later 1938 to 1948--61", 74" & 80" twins (Rear)
9968	Control cable clip.		--1931 to 1948--61", 74" & 80" twins, (Front), 1931 to 1949--45" front
1190	Control cable clip screw.		--1931 to 1948--61", 74" & 80" twins (Front), 1931 to 1949--45" (Front)

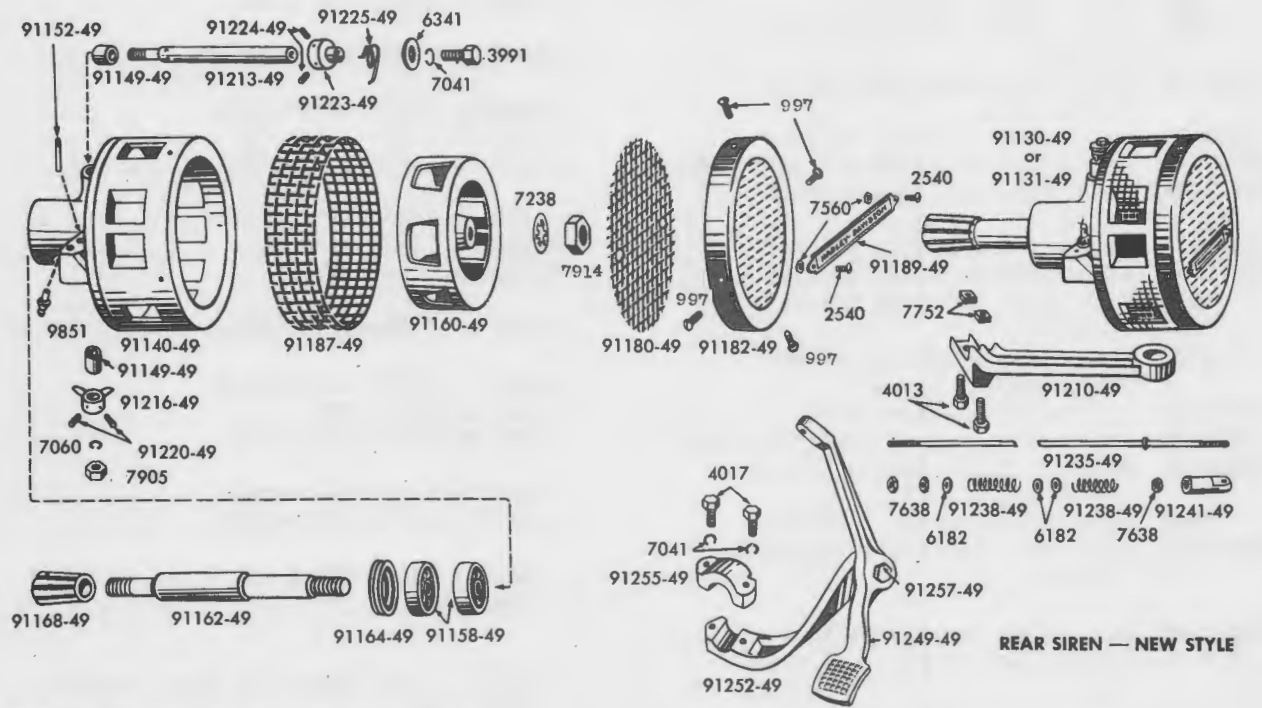
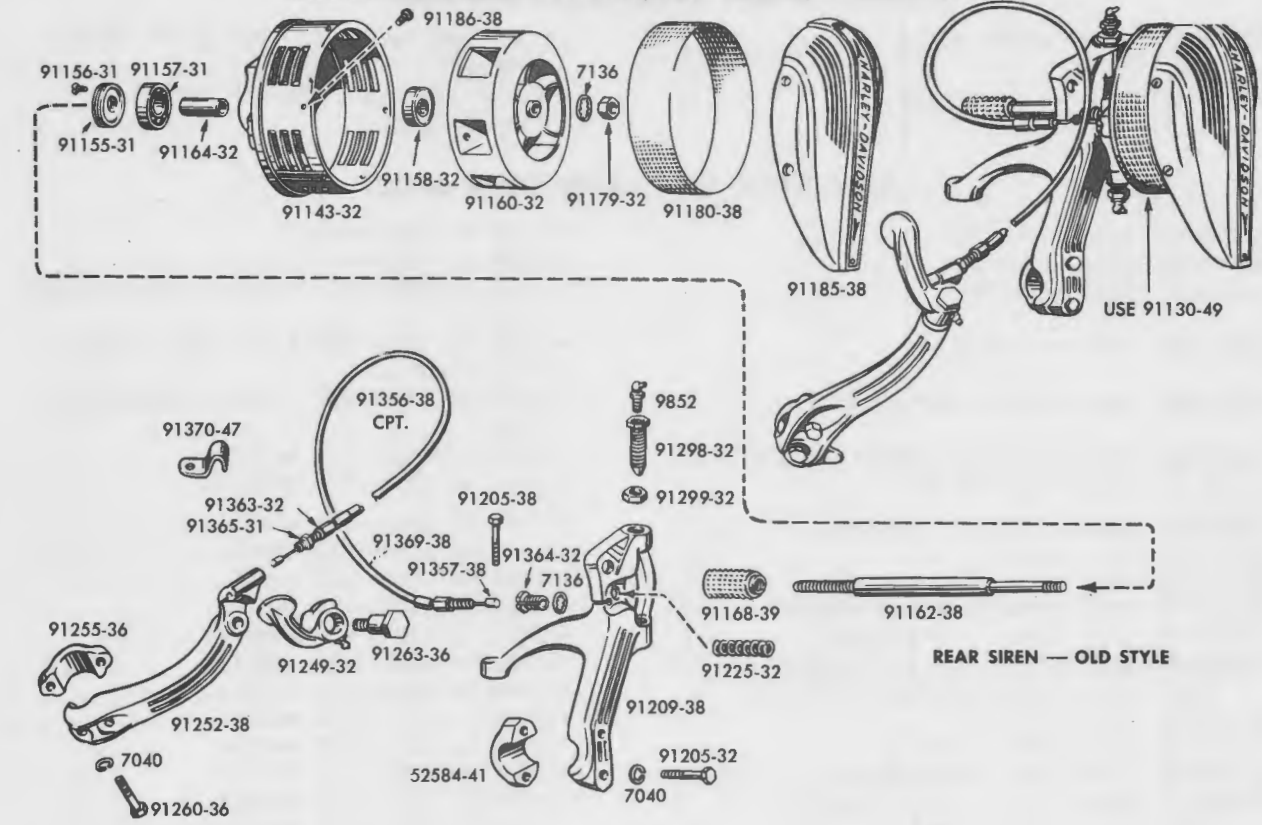


FRONT SIREN

Part No.	NAME	Price Each	Used On
SIREN PARTS (STERLING)—Continued			
91370-47	Siren cable clip.		--1947 and 1948--61", 74" & 80" twins (Rear)
55584-41	Bracket lower cap		--Later 1938 to 1949--61", 74" & 80" twins (Rear)
REAR SIREN AND PARTS (NEW STYLE)			
91130-49	Rear siren cpt.		--1948 to 1954--OHV
91131-49	Rear siren cpt.		--1949 to 1952--45" solo.
91134-50	Rear siren cpt.		--1949 to 1952--45", 1953 & 1954--Servi- Car.
91140-49	Rotor housing cpt		--1949 to 1952--OHV & 45" solo, 1953 & 1954--OHV.
91141-50	Rear siren rotor housing.		--1949 to 1952--45", 1953 & 1954--Servi- Car.
91149-49	Rotor housing bronze bushing (2).		--1949 to 1954--All models.
91152-49	Rotor housing pin		--1949 to 1954--All models.
91158-49	Rear siren ball bearing (2)		--1949 to 1954--All models.
91160-49	Rear siren rotor.		--1949 to 1954--All models.
91162-49	Rear siren rotor shaft.		--1949 to 1954--All models.
91164-49	Rear siren bearing retainer		--1949 to 1954--All models.
91168-49	Rear siren tire roller.		--1949 to 1954--All models.
91170-49	Rear siren tire roller pin.		--1949 to 1954--All models.
7914	Rear siren bearing shaft nut.		--1949 to 1954--All models.
91180-49	Safety screen		--1949 to 1954--All models.
91182-49	Rear siren cover cpt.		--1949 to 1954--All models.
91187-49	Rear siren cover screen		--1949 to 1954--All models.
91189-49	Rear siren cover name plate		--1949 to 1954--All models.
2540	Name plate screw (2).		--1949 to 1954--All models.
997	Siren cover screw (4)		--1949 to 1954--All models.
7560	Siren cover name plate screw nut (2).		--1949 to 1954--All models.
91202-50	Rear siren mounting bracket & clamp cpt.		--1950 to 1954--Servi-Cars.
91206-50	Rear siren mounting bracket		--1949 to 1954--Servi-Car
91207-50	Rear siren mounting bracket clamp		--1949 to 1954--Servi-Car
91208-49	Rear siren mounting bracket clamp (2).		--1949 to 1952--45" Solo.
91209-49	Rear siren mounting bracket		--1949 to 1952--45" Solo.
91210-49	Rear siren mounting bracket		--1949 to 1954--OHV
4013	Rear siren mounting bracket bolt (2)		--1949 to 1954--All models.
7752	Rear siren mounting bracket bolt nut (2)		--1949 to 1954--All models.
91213-49	Rear siren bracket shaft.		--1949 to 1954--OHV
91216-49	Rear siren bracket shaft bearing.		--1949 to 1954--All models.
91220-49	Bracket shaft bearing set screw (1/4" x 3/8") (2).		--1949 to 1954--All models.
7905	Rear siren bracket shaft nut.		--1949 to 1954--All models.
91223-49	Rear siren bracket shaft spring collar		--1949 to 1952--OHV & 45" Solo, 1953 & 1954--OHV.
91224-49	Rear siren bracket shaft spring collar set screw (1/4" x 1/4") (2).		--1949 to 1952--OHV & 45" Solo, 1953 & 1954--OHV.
6341	Rear siren bracket shaft spring collar washer.		--1949 to 1952--OHV & 45" Solo, 1953 & 1954--OHV.
91225-49	Rear siren bracket shaft spring		--1949 to 1954--All models.
3991	Rear siren bracket shaft screw.		--1949 to 1953--OHV & 45" Solo, 1953 & 1954--OHV.
91235-49	Rear siren tie rod only		--1949 to 1954--All models.
91238-49	Rear siren tie rod spring (2)		--1949 to 1954--All models.

Part No.	NAME	Price Each	Used On
----------	------	------------	---------

REAR SIREN AND PARTS (NEW STYLE)—Continued

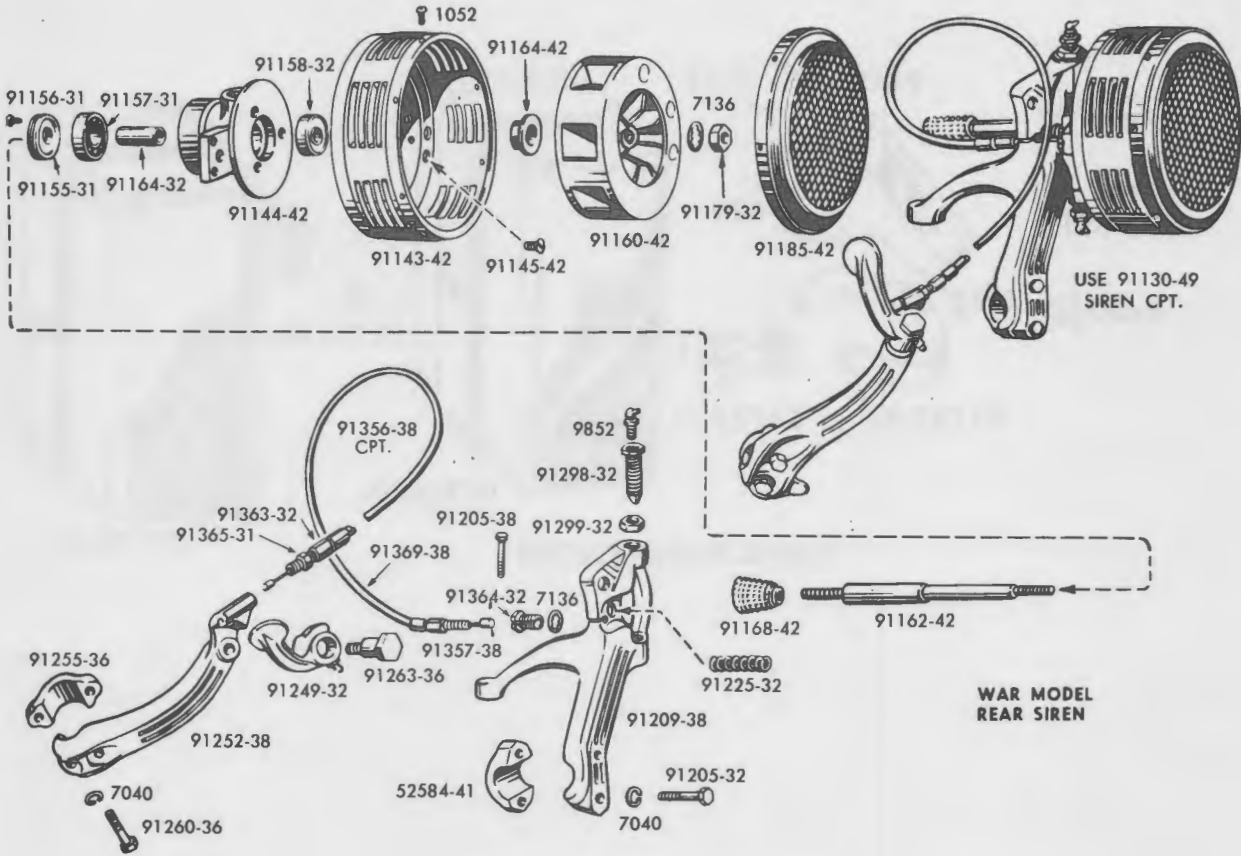


91241-49	Rear siren tie rod buckle	--1949 to 1954--All models.
7638	Rear siren tie rod nut (3).	--1949 to 1954--All models.
6182	Rear siren tie rod plain washer (3).	--1949 to 1954--All models.
91242-50	Rear siren tie rod tension spring	--1950 to 1954--All models.
91249-49	Rear siren foot lever and bushing	--1949 to 1954--All models.
91252-49	Rear siren foot lever bracket	--1949 to 1954--OHV
91255-49	Foot lever bracket cap.	--1949 to 1954--OHV
4017	Foot lever bracket cap screw (2).	--1949 to 1954--OHV

Part No.	NAME	Price Each	Used On
----------	------	------------	---------

REAR SIREN AND PARTS (NEW STYLE)—Continued

91257-49	Foot lever shaft.	\$.75--	1949 to 1954--OHV
91261-49	Foot lever bushing.50--	1949 to 1952--OHV & 45" solo, 1953 & 1954--OHV.
91263-49	Rear siren foot lever stud.	5.40--	1949 to 1952--45" twins, 1953 & 1954--Servi-Cars
91268-50	Rear siren locating stud.	3.60--	1950 to 1952--Servi-Cars.
91276-50	Rear siren extension arm.	4.60--	1950 to 1954--Servi-Cars.
91290-52	Rear siren water deflector.	3.75--	1952 to 1954--All models.
91293-52	Rear siren water deflector screw.05--	1952 to 1954--OHV
91300-52	Rear siren leverage arm	1.90--	1952 to 1954--OHV



WAR MODEL REAR SIRENS

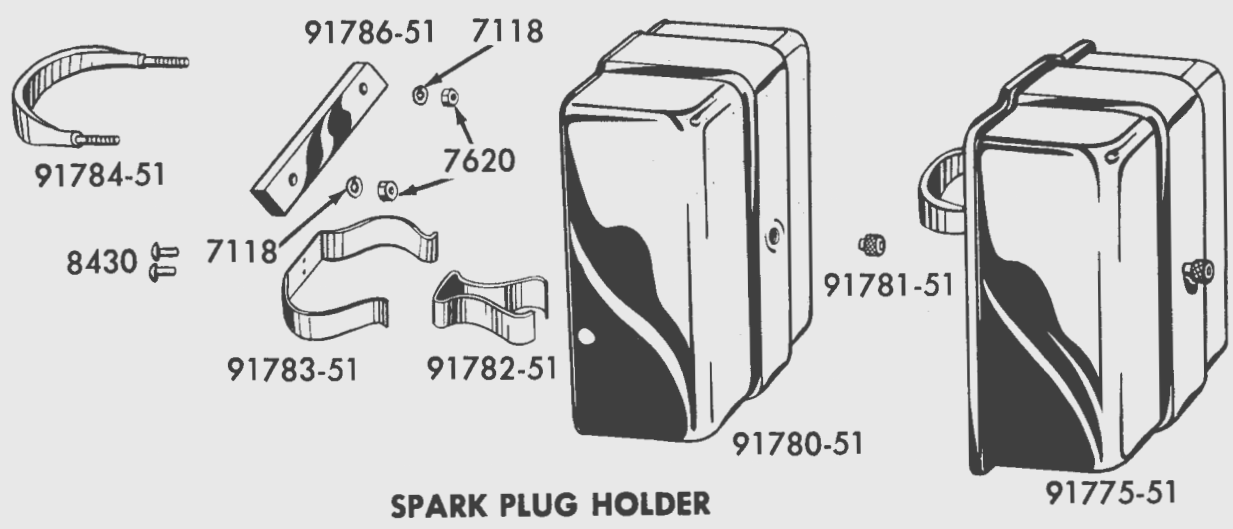
NOTE: Parts listed in this group are special parts used only on this Rear Wheel Siren built during the war. All other parts used on this siren are listed in the regular siren group preceding this one. Consult your picture for the correct part needed in every case. The model number of the War Time Model Siren is "Type 38-R".

91143-42	Fan housing	\$ 10.55--	1942 to 1945.
91144-42	Fan housing support	10.55--	1942 to 1945.
91145-42	Fan housing support screw (5)06--	1942 to 1945.
91160-42	Fan	8.90--	1942 to 1945.
91162-42	Fan shaft	5.85--	1942 to 1945.
91164-42	Small bearing collar.	1.05--	1942 to 1945.
91168-42	Driving pulley.	1.95--	1942 to 1945.
91185-42	Projector	4.15--	1942 to 1945.
1052	Projector screw (6)03--	1942 to 1945.

Part No.	NAME	Price Each	Used On
----------	------	------------	---------

SPARK PLUG HOLDER GROUP

91775-51	Spark plug holder cpt. with fittings		--1940 to 1954--All models.
91780-51	Spark plug holder cover		--1940 to 1954--All models.
91781-51	Spark plug holder nut		--1940 to 1954--All models.
91782-51	Spark plug hold inner clip.		--1940 to 1954--All models.
91783-51	Spark plug holder outer clip.		--1940 to 1954--All models.
8430	Spark plug holder clip rivet (2).		--1940 to 1954--All models.
91784-51	Spark plug holder "U" bolt.		--1940 to 1954--All models.
7620	U-bolt nut (2).		--1940 to 1954--All models.
91786-51	Spark plug holder reinforcement		--1940 to 1954--All models.



Part No.	NAME	Price Each
----------	------	------------

MISCELLANEOUS LISTING

COTTER PINS

510	1/16" x 1/2" cotter pin	\$.005
512	1/16" x 5/8" cotter pin005
515	1/16" x 3/4" cotter pin005
528	3/32" x 5/8" cotter pin005
531	3/32" x 7/8" cotter pin005
534	3/32" x 1" cotter pin01
550	1/8" x 5/8" cotter pin.01
559	1/8" x 1-1/4" cotter pin.01
566	3/16" x 1" cotter pin01

SCREWS AND BOLTS

917	4-36 N.S. x 7/16" fillister head screw.	\$.02
993	6-32 N.C. x 1/4" fillister head screw03
997	6-32 N.C. x 3/8" fillister head screw03
1001	6-32 N.C. x 1/2" fillister head screw03
1047	No. 8-36 N.F. x 1/4" fillister head screw05
1052	8-32 N.C. x 1/4" fillister head screw (Special)03
1062	8-32 N.C. x 3/8" fillister head screw03
1063	8-32 N.C. x 3/8" fillister head screw (white)03
1070	8-32 N.C. x 3/4" fillister head screw03
1080	8-32 N.C. x 1" fillister head screw05
1187	10-24 N.C. x 3/8" fillister head screw.03
1190	10-32 N.F. x 3/8" fillister head screw.03
1199	10-24 N.C. x 1/2" fillister head screw.03
1206	10-24 N.C. x 5/8" fillister head screw.03
1210	10-32 N.F. x 5/8" fillister head screw.03
1214	10-24 N.C. x 3/4" fillister head screw.05
1218	10-32 N.F. x 3/4" fillister head screw.05
1222	10-32 N.F. x 7/8" fillister head screw.05
1229	10-32 x 1" fillister head screw05
1240	10-32 N.F. x 1-1/2" fillister head machine screw.05
1300	12-24 N.C. x 1/2" fillister head screw.03
1303	12-24 N.C. x 5/8" fillister head screw.05
1311	12-24 N.C. x 7/8" fillister head screw.05
1369	1/4"-20 N.C. x 11/16" fillister head screw.05
1397	1/4"-20 N.C. x 1-1/2" (flat) fillister head machine screw20
1625	4-36 N.S. x 5/16" flat head screw02
1655	6-32 N.C. x 3/8" flat head screw.03
1658	6-32 N.C. x 7/16" flat head machine screw05
1661	6-32 N.C. x 1/2" flat head screw.03
1666	6-32 N.C. x 11/16" flat head screw.05
1760	10-24 N.C. x 3/8" flat head machine screw02
1775	10-24 N.C. x 1-1/8" flat head machine screw05
1780	10-24 N.C. x 1-3/8" flat head machine screw05
1818	12-24 N.C. x 11/16" flat head screw05
1864	1/4"-24 N.S. x 5/8" flat head machine screw05
1872	1/4"-20 N.C. x 3/4" flat head screw05
2408	5/16"-18 N.C. x 13/16" flat head screw.10
2265	12-24 N.C. x 3/8" oval head screw05
2268	12-24 N.C. x 1/2" oval head screw05
2275	12-24 N.C. x 11/16" oval head screw05
2278	12-24 N.C. x 13/16" oval head screw10
2329	1/4"-24 N.S. x 13/16" oval head screw10
2333	1/4"-24 N.S. x 13/16" oval head machine screw05
2336	1/4"-20 N.C. x 1-1/8" oval head machine screw08
2341	1/4"-24 N.S. x 1-1/8" oval head screw10
2349	1/4"-24 N.S. x 2" oval head machine screw20
2398	5/16"-24 U.S.F. x 19/32" oval head screw.06
2402	5/16"-24 N.F. x 23/32" oval countersunk head screw.07
2404	5/16"-24 U.S.F. x 27/32" oval countersunk head screw.10
2408	5/16"-18 N.C. x 13/16" oval head screw.10

Part No.	NAME	Price Each
SCREWS AND BOLTS—Continued		
2424	5/16"-24 N.F. x 1-19/32" oval head machine screw	\$.15
2540	4-36 N.S. x 1/4" round head screw (brass)02
2544	4-36 N.S. x 3/8" round head screw02
2582	6-32 N.C. x 3/8" round head screw03
2586	6-32 N.C. x 1/2" round head machine screw02
2598	6-32 N.C. x 7/8" round head screw05
2626	8-32 N.C. x 1/4" round head screw03
2629	8-32 N.C. x 5/16" round head screw03
2632	8-32 N.C. x 7/16" round head screw03
2635	8-32 N.C. x 1/2" round head screw03
2638	8-32 N.C. x 5/8" round head screw03
2658	10 x 1-1/2" self tapping binding screw03
2663	10-32 N.F. x 1/4" round head screw03
2666	10-24 N.C. x 5/16" round head screw03
2672	10-24 N.C. x 1/2" round head screw03
2674	Allen head screw15
2686	10-24 N.C. x 7/8" round head screw05
2721	12-24 N.C. x 1/2" round head screw03
2723	12-24 N.C. x 3/8" round head screw03
2725	12-24 N.C. x 17/32" recessed truss head screw05
2726	12-24 N.C. x 21/32" recessed truss head screw05
2728	12-24 N.C. x 25/32" recessed truss head screw05
2756	1/4"-24 N.S. x 7/16" round head screw05
2759	1/4"-20 N.C. x 1/2" round head screw03
2762	1/4"-24 N.S. x 1/2" round head screw05
2765	1/4"-20 N.C. x 5/8" round head screw08
2767	1/4"-24 N.S. x 5/8" round head screw (chrome)05
2768	1/4"-24 N.S. x 5/8" round head screw05
2771	1/4"-20 N.C. x 3/4" round head screw05
2775	1/4"-24 N.F. x 3/4" round head screw05
2825	5/16"-18 N.C. x 7/16" round head machine screw05
2834	5/16"-18 N.C. x 3/4" round head machine screw05
3232	5/16"-24 U.S.F. x 9/32" head-less set screw05
3420	6-32 N.C. x 7/8" hexagon head bolt05
3477	8 x 3/8" hexagon head self tapping cap screw02
3491	8-32 N.C. x 5/8" hexagon head screw10
3550	10-32 N.F. x 5/16" hexagon head bolt05
3625	12-24 N.C. x 3/8" hexagon head bolt05
3665	7/32"-32 N.S. x 7/8" hexagon head bolt10
3732	1/4"-24 N.S. x 1/2" hexagon head bolt15
3738	1/4"-28 N.F. x 1/2" hexagon head bolt10
3754	1/4"-24 N.S. x 5/8" hexagon head bolt05
3779	1/4"-24 N.S. x 3/4" hexagon head bolt20
3781	1/4"-24 N.S. x 3/4" hexagon head bolt10
3791	1/4"-28 N.F. x 3/4" hexagon head bolt10
3831	1/4"-20 N.C. x 1" hexagon head bolt10
3834	1/4"-20 N.C. x 1-1/4" hexagon head bolt20
3835	1/4"-24 N.S. x 1-5/16" hexagon head bolt20
3860	1/4"-24 N.S. x 1-5/8" hexagon head bolt20
3952	5/16"-18 N.C. x 7/16" hexagon head bolt10
3953	5/16"-24 N.F. x 1/2" hexagon head bolt10
3956	5/16"-24 N.F. x 9/16" hexagon head bolt15
3959	5/16"-18 U.S.S. x 9/16" hexagon head bolt10
3974	5/16"-24 N.F. x 3/4" hexagon head bolt15
3986	5/16"-24 N.F. x 27/32" hexagon head bolt20
3996	5/16"-24 N.F. x 7/8" hexagon head bolt15
4000	5/16"-24 N.F. x 1" hexagon head bolt15
4001	5/16"-24 N.F. x 15/16" hexagon head screw20
4004	5/16"-24 N.F. x 1-1/32" hexagon head bolt25
4007	5/16"-24 N.F. x 1-1/8" hexagon head bolt30
4012	5/16"-24 N.F. x 1-1/8" hexagon head bolt20
4013	5/16"-24 N.F. x 1-1/8" hexagon head bolt20
4017	5/16"-18 N.C. x 1" hexagon head screw10
4020	5/16"-24 N.F. x 1-3/8" hexagon head bolt20
4027	5/16"-24 N.F. x 1-3/8" hexagon head bolt25
4036	5/16"-24 N.F. x 1-1/2" hexagon head bolt15

Part No.	NAME	Price Each
SCREWS AND BOLTS—Continued		
4042	5/16"-24 N.F. x 1-13/16" hexagon head bolt.	\$.20
4044	5/16"-24 N.F. x 1-29/32" hexagon head bolt.55
4048	5/16"-24 N.F. x 1-15/16" hexagon head bolt.20
4051	5/16"-24 N.F. x 2" hexagon head bolt.30
4060	5/16"-24 N.F. x 2-1/4" hexagon head bolt.30
4072	5/16"-24 N.F. x 2-5/8" hexagon head bolt.30
4080	5/16"-18 N.C. x 2-3/4" hexagon head bolt.30
4289	3/8"-24 N.F. x 3/4" hexagon head bolt.30
4293	3/8"-16 N.C. x 25/32" hexagon head bolt.15
4300	3/8"-16 N.C. x 7/8" hexagon head bolt.15
4304	3/8"-24 N.F. x 29/32" hexagon head bolt.20
4323	3/8"-16 N.C. x 1" hexagon head bolt.20
4336	3/8"-24 N.F. x 1-1/8" hexagon head bolt.30
4340	3/8"-24 N.F. x 1-1/8" hexagon head bolt.30
4348	3/8"-16 N.C. x 1-3/16" hexagon head bolt.15
4352	3/8"-24 N.F. x 1-1/4" hexagon head bolt.30
4354	3/8"-16 N.C. x 1-3/8" hexagon head bolt.20
4362	3/8"-24 N.F. x 1-3/8" hexagon head bolt.30
4370	3/8"-24 N.F. x 1-9/16" hexagon head bolt.40
4418	3/8"-24 N.F. x 2-7/16" hexagon head bolt.40
4425	3/8"-24 N.F. x 3" hexagon head bolt.45
4432	3/8"-16 N.C. x 3-1/4" hexagon head bolt.40
4614	7/16"-20 N.F. x 3/4" hexagon head bolt.20
4620	7/16"-20 N.F. x 1" hexagon head bolt.20
4634	7/16"-20 N.F. x 1-5/16" hexagon head bolt.40
4636	7/16"-20 N.F. x 1-5/16" hexagon head bolt.40
4644	7/16"-20 U.S.F. x 1-3/8" hexagon head bolt.30
4674	7/16"-16 N.S. x 1-7/8" hexagon head bolt.40
4660	7/16"-20 N.F. x 1-1/2" hexagon head bolt.35
4670	7/16"-20 N.F. x 1-13/16" hexagon head bolt.15
4686	7/16"-20 N.F. x 2-1/4" hexagon head bolt.45
4975	9/16"-18 N.F. x 1-3/4" hexagon head bolt.35
4979	9/16"-18 N.F. x 2-7/16" hexagon head bolt.60
5402	1/4" x 3/4" carriage bolt.10
5425	5/16" x 3/4" carriage bolt.10
5428	5/16" x 1" carriage bolt.15
5434	5/16" x 1-1/2" carriage bolt.10
5435	5/16"-18 U.S.F. x 1-1/2" carriage bolt.20
5438	5/16" x 1-3/4" carriage bolt.10
5486	3/8" x 1-3/4" carriage bolt.10
5489	3/8" x 2" carriage bolt.10
5667	5/16"-24 x 1-1/8" square head bolt.40
5674	5/16"-18 x 1-3/8" square head bolt.50
5677	5/16"-18 x 1-5/8" square head bolt.50
5680	5/16"-18 x 1-3/4" square head bolt.10

PLAIN WASHERS

6010	3/32" x 15/64" x 1/32" plain steel washer.	\$.05
6030	7/64" x 3/8" x 23/64" plain steel washer.05
6041	1/8" x 15/64" bakelite washer.06
6042	1/8" x 1/4" plain steel washer.01
6106	5/32" x 1/2" bakelite washer.05
6147	3/16" x 21/64" x 1/64" plain steel washer.03
6150	3/16" x 3/8" x 1/16" plain steel washer.03
6156	3/16" x 3/8" brass washer.08
6165	3/16" x 3/8" plain steel washer.02
6170	3/16" x 3/8" plain steel washer.03
6179	3/16" x 13/32" x 1/32" fibre washer.05
6182	3/16" x 7/16" x 1/32" plain steel washer.03
6185	3/16" x 1/2" x 1/16" bakelite washer.05
6186	3/16" x 1/2" bakelite washer.05
6203	7/32" x 1/2" x 1/16" plain steel washer.02
6207	7/32" x 5/8" fishpaper washer.02

Part No.	NAME	Price Each
PLAIN WASHERS—Continued		
6208	7/32" x 11/16" plain steel washer	\$.15
6210	7/32" x 15/32" x 17/64" plain washer - fibre35
6220	1/4" x 7/16" x 1/32" plain steel washer03
6227	1/4" x 1/2" x 1/16" plain steel washer03
6236	1/4" x 1/2" x 5/64" washer02
6240	1/4" x 9/16" x 1/16" plain steel washer03
6242	1/4" x 9/16" x 1/32" plain steel washer03
6245	1/4" x 5/8" x 1/16" plain steel washer03
6255	1/4" x 3/4" x 1/32" plain steel washer06
6280	9/32" x 15/32" x 1/32" plain steel washer03
6336	21/64" x 15/16" x 3/16" plain steel washer05
6285	9/32" x 7/8" fishpaper washer05
6299	5/16" x 7/16" x 1/64" plain steel washer05
6301	5/16" x 1/2" x 1/16" plain steel washer05
6307	5/16" x 1/2" x 1/32" plain steel washer05
6310	5/16" x 9/16" x 1/32" plain steel washer03
6320	5/16" x 11/16" x 1/16" plain steel washer03
6327	5/16" x 15/16" x 1/16" plain steel washer05
6329	5/16" x 7/8" x 5/64" plain steel washer05
6334	21/64" x 15/16" x 9/32" plain steel washer35
6341	5/16" x 1-1/8" x 1/16" plain steel washer05
6360	11/32" x 1/2" x 1/32" plain steel washer03
6373	3/8" x 35/64" plain steel washer05
6375	3/8" x 37/64" x 1/32" plain steel washer20
6377	3/8" x 5/8" x 1/32" brass washer10
6379	3/8" x 5/8" x 3/64" plain steel washer08
6388	3/8" x 23/32" x 1/16" plain steel washer05
6395	3/8" x 13/16" x 1/16" plain steel washer08
6400	3/8" x 13/16" x 7/64" plain steel washer08
6402	25/64" x 55/64" x 1/64" plain steel washer05
6406	3/8" x 7/8" x 1/16" spring washer06
6408	25/64" x 1" x 1/8" plain steel washer08
6413	3/8" x 1" x 15/32" plain steel washer05
6417	3/8" x 1-1/8" x 1/8" plain steel washer05
6440	13/32" x 5/8" x 1/32" plain steel washer05
6442	13/32" x 11/16" x 1/16" plain steel washer20
6448	13/32" x 13/16" x 7/64" plain steel washer05
6460	7/16" x 21/32" x 1/16" plain steel washer05
6466	7/16" x 3/4" x 1/64" plain steel washer05
6469	7/16" x 3/4" x 1/8" plain steel washer05
6473	29/64" x 51/64" x 1/16" plain steel washer08
6475	7/16" x 13/16" x 1/16" brass washer05
6486	29/64" x 13/16" x 3/32" plain steel washer08
6490	7/16" x 15/16" x 1/8" plain steel washer08
6520	29/64" x 1-1/8" x 3/32" plain steel washer08
6521	29/64" x 1-1/8" x 3/32" plain steel washer08
6524	29/64" x 1-1/8" x 1/64" plain steel washer08
6526	1.38 x .453 motor support washer10
6543	31/64" x 3/4" x 1/64" plain steel washer05
6551	15/32" x 3/4" x 1/64" plain steel washer05
6568	1/2" x 13/16" x 1/8" plain steel washer15
6574	1/2" x 27/32" x 3/32" plain steel washer05
6582	1/2" x 1" x 1/16" plain steel washer05
6591	1/2" x 1-1/8" x 3/32" plain steel washer05
6603	1/2" x 1-3/4" x 1/8" plain steel washer10
6605	1/2" x 1-3/4" x 3/16" plain steel washer05
6649	9/16" x 3/4" x 1/32" brass washer10
6655	9/16" x 1" x 1/8" plain steel washer05
6700	5/8" x 13/16" x 1/32" plain steel washer06
6712	5/8" x 15/16" x 3/32" plain steel washer20
6750	21/32" x 55/64" x .007 plain steel washer15
6752	21/32" x 55/64" x .014 plain steel washer15
6754	21/32" x 55/64" x .083 plain steel washer15
6762	11/16" x 29/32" x 1/32" plain steel washer05
6769	11/16" x 1-1/16" x .006 plain steel washer20

Part No.	NAME	Price Each
----------	------	------------

LOCK WASHERS

7005	No. 4 x 17/64" x 1/32" lock washer.	\$.01
7010	No. 6 x 15/64" x 1/32" lock washer.	.01
7015	No. 8 x 5/32" x 1/32" lock washer.	.01
7021	No. 10 x 21/64" x 3/64" lock washer.	.01
7025	3/16" x 3/8" lock washer.	.01
7030	No. 12 x 11/32" x 3/64" lock washer.	.01
7035	1/4" x 1/2" x 1/16" lock washer.	.01
7036	1/4" spring lock washer.	.01
7040	5/16" x 9/16" x 1/16" lock washer.	.01
7041	5/16" x 9/16" x 1/16" lock washer (zinc plated).	.01
7045	3/8" x 5/8" x 1/16" lock washer.	.01
7050	3/8" x 13/16" x 1/16" lock washer.	.01
7055	7/16" x 11/16" x 1/16" lock washer.	.01
7056	7/16" "Kraftlink" lock washer.	.01
7060	1/2" x 27/32" x 1/16" lock washer.	.01
7065	9/16" x 15/16" x 3/32" lock washer.	.02
7070	5/8" x 1" x 1/16" lock washer.	.02
7075	3/4" x 1-1/4" x 1/8" lock washer.	.05

SHAKEPROOF LOCK WASHERS

7112	No. 6 x 19/64" internal tooth shakeproof lock washer.	\$.01
7115	No. 8 x 21/64" internal tooth shakeproof lock washer.	.01
7118	No. 10 x 3/8" internal tooth shakeproof lock washer.	.01
7127	5/16" x 19/32" internal tooth shakeproof lock washer.	.01
7130	3/8" internal tooth shakeproof lock washer.	.02
7136	7/16" x 25/32" internal tooth shakeproof lock washer.	.05
7220	No. 10 x 13/32" external tooth shakeproof lock washer.	.01
7230	1/4" x 1/2" external tooth shakeproof lock washer.	.02
7231	1/4" x 15/32" countersunk shakeproof lock washer.	.02
7233	5/16" x 5/8" countersunk shakeproof lock washer.	.02
7238	1/2" external tooth shakeproof lock washer.	.02
7315	No. 8 x 1/2" external-internal tooth shakeproof lock washer.	.01

NUTS

7560	No. 4-48 N.F. x 3/32" x 1/4" hexagon nut.	\$.05
7564	No. 4-36" x 3/32" x 1/4" hexagon nut.	.02
7590	6-32 N.C. x 7/64" x 5/16" hexagon nut.	.02
7604	8-32 N.C. x 1/8" x 11/32" square nut.	.05
7608	8-32 N.C. x 1/8" x 5/16" hexagon nut.	.02
7620	10-24 N.C. x 1/8" x 3/8" hexagon nut.	.02
7624	10-24 N.C. flexloc nut.	.06
7628	10-24 N.C. x 3/8" x 1/4" hexagon nut.	.05
7630	10-32 N.F. x 3/16" x 3/8" hexagon nut.	.05
7634	10-32 N.F. x 1/8" x 5/16" hexagon nut (brass).	.03
7638	10-32 N.F. x 1/8" x 3/8" hexagon nut.	.03
7651	12-24 N.C. cap nut.	.03
7654	12-24 N.C. x 5/32" x 7/16" hexagon nut.	.03
7675	1/4"-28 N.F. x 3/16" x 7/16" hexagon nut.	.05
7676	1/4"-28 N.F. x 3/16" x 7/16" hexagon nut (cadmium plated).	.05
7684	1/4"-28 N.F. thread acorn nut (chrome).	.06
7688	1/4"-20 N.C. x 1/4" x 1/2" hexagon nut.	.05
7691	1/4"-24 N.S. x 5/32" x 7/16" hexagon nut.	.05
7695	1/4"-24 N.S. x 7/32" x 7/16" hexagon nut.	.05
7698	1/4"-24 N.S. x 1/4" x 1/2" hexagon nut.	.05
7725	5/16"-24 N.F. thread flexloc nut.	.05
7727	5/16"-24 N.F. thread flexloc nut "thin".	.05
7726	5/16"-24 N.F. thread acorn nut.	.10
7744	5/16"-24 N.F. x 3/16" x 1/2" hexagon nut.	.10
7748	5/16"-18 N.C. x 17/64" x 1/2" hexagon nut.	.08
7752	5/16"-24 N.F. x 17/64" x 1/2" hexagon nut.	.08
7753	5/16"-24 N.F. x 17/64" x 1/2" hexagon nut.	.08
7760	5/16"-24 N.F. x 5/16" x 9/16" hexagon nut.	.08
7775	3/8"-24 N.F. thread flexloc nut.	.15

Part No.	NAME	Price Each
NUTS—Continued		
7782	3/8"-16 N.C. x 5/16" x 9/16" hexagon nut.	\$.08
7785	3/8"-16V x 1/4" x 5/8" hexagon nut.	.08
7789	3/8"-24 N.F. x 1/4" x 9/16" hexagon nut.	.08
7793	3/8"-24 N.F. x 21/64" x 9/16" hexagon nut.	.08
7796	3/8"-24 N.F. x 21/64" x 5/8" hexagon nut.	.05
7800	3/8"-24 N.F. x 5/16" x 9/16" hexagon nut.	.10
7804	3/8"-24 N.F. x 1/2" x 9/16" hexagon nut.	.08
7806	3/8"-32 N.F. x 9/16" x 3/32" hexagon nut.	.10
7809	3/8"-24 N.F. x 15/32" x 9/16" cast'ld hexagon nut.	.15
7811	3/8"-24 N.F. x 19/32" x 15/16" hexagon nut.	.15
7815	3/8"-32 N.F. x 13/16" x 5/8" hexagon nut.	.10
7825	7/16"-20 N.F. thread flexloc nut.	.15
7827	7/16"-20 N.F. x 1/4" x 9/16" hexagon nut.	.10
7831	7/16"-20 N.F. x 1/4" x 5/8" hexagon nut.	.15
7835	7/16"-20 N.F. x 3/8" x 5/8" hexagon nut.	.15
7836	7/16"-20 N.F. x 3/8" x 5/8" hexagon nut.	.10
7839	7/16"-20 N.F. x 1/2" x 5/8" hexagon nut.	.15
7848	7/16"-20 N.F. x 15/64" x 3/4" hexagon nut.	.15
7859	7/16"-20 N.F. x 3/8" x 3/4" hexagon nut.	.15
7863	7/16"-20 N.F. x 3/8" x 3/4" hexagon nut.	.20
7867	7/16"-20 N.F. x 29/64" x 5/8" castellated hexagon nut.	.20
7869	7/16"-18V x 1/4" x 11/16" hexagon nut.	.08
7871	7/16"-24V x 1/4" x 3/4" hexagon nut.	.15
7900	1/2"-20 N.F. thread flexloc nut.	.15
7905	1/2"-20 N.F. x 3/8" x 3/4" hexagon nut.	.20
7908	1/2"-20 N.F. x 5/16" x 13/16" hexagon nut.	.10
7911	1/2"-20 N.F. x 7/32" x 7/8" hexagon nut.	.30
7914	1/2"-20 N.F. x 7/16" x 7/8" hexagon nut.	.30
7918	1/2"-13 thread hexagon nut.	.15
7921	1/2"-20 N.F. x 7/16" x 1" hexagon nut.	.15
7923	1/2"-20 N.F. x 17/32" x 7/8" hexagon nut.	.35
7925	1/2"-20V x 7/32" x 7/8" hexagon nut.	.15
7938	9/16"-18 N.F. x 11/32" x 15/16" hexagon nut.	.10
7944	9/16"-18 N.F. x 39/64" x 7/8" hexagon nut.	.20
7947	9/16"-18 N.F. x 1/2" x 15/16" hexagon nut.	.35
7974	5/8"-18 N.F. x 7/32" x 15/16" hexagon nut.	.35
7977	5/8"-18 N.F. x 1/4" x 9/16" hexagon nut.	.30
7980	5/8"-18 N.F. x 7/16" x 7/8" hexagon nut.	.20
7984	5/8"-24 N.E.F. x 7/32" x 7/8" hexagon nut.	.20
7988	5/8"-18 N.F. x 1/4" x 1" hexagon nut.	.20
7991	5/8"-18 N.F. x 5/16" x 1-1/16" hexagon nut.	.40
8010	11/16"-18 N.S. x 7/32" x 1-1/16" hexagon nut.	.40
8034	3/4"-18 N.S. x 7/32" x 1-3/16" hexagon nut.	.40
8038	3/4"-18 N.S. x 7/16" x 1-1/16" hexagon nut.	.20
8056	13/16"-24 N.S. x 19/64" x 1-3/16" hexagon nut.	.45
8059	13/16"-18 N.S. x 15/32" x 1-3/16" hexagon nut.	.35
8080	7/8"-18 N.S. x 1/2" x 1-1/16" hexagon nut.	.20
8095	1-20 N.E.F. x 3/8" x 1-3/8" hexagon nut.	.45

RIVETS

8226	3/16" Dia. x 9/32" countersunk head rivet.	\$.03
8227	3/16" Dia. x 9/32" countersunk head rivet.	.03
8232	3/16" Dia. x 11/32" countersunk head rivet.	.03
8235	3/16" x 7/16" countersunk head rivet.	.02
8240	3/16" Dia. x 9/16" countersunk head rivet.	.03
9241	3/16" x 5/8" countersunk head rivet.	.005
8274	1/4" x 5/8" countersunk head rivet.	.01
8309	1/8" x 5/32" tubular rivet (brass).	.02
8412	5/64" Dia. x 5/32" round head rivet.	.01
8314	1/8" Dia. x 9/32" tubular rivet.	.02
8460	1/8" x 1/4" round head rivet.	.005
8485	9/64" x 1/2" round head rivet.	.02
8490	5/32" Dia. x 1/4" round head rivet.	.01
8512	3/16" x 5/16" round head rivet.	.005

Part No.	NAME	Price Each
----------	------	---------------

RIVETS—Continued

8513	3/16" x 3/8" round head rivet	\$.005
8515	3/16" x 3/8" truss head rivet01
8521	3/16" x 1/2" truss head rivet01
8523	3/16" x 9/16" round head rivet.005
8532	3/16" x 1" round head rivet01
8544	7/32" x 9/16" round head rivet.01
8575	1/4" x 7/16" round head rivet02
8576	1/4" x 1/2" round head rivet.02
8579	1/4" x 9/16" flat head rivet.02
8580	1/4" x 9/16" round head rivet02
8583	1/4" x 3/4" round head rivet.02
8605	5/16" x 9/16" round head rivet.02
8607	5/16" x 3/4" round head rivet02

STEEL BALLS

8854	3/16" steel ball.	\$.01
8856	7/32" steel ball.01
8858	1/4" steel ball03
8860	5/16" steel ball.03
8866	3/8" steel ball05

GREASE FITTINGS

9850	Alemite connection.	\$.20
9851	Grease fitting - straight12
9852	Grease fitting - angle 67 1/2°20
9853	Grease fitting - angle 90°20

Part No.	Page	Part No.	Page	Part No.	Page	Part No.	Page
16460-36	2	16812-40	4	17539-38	6	18204-36	12
16460-40	2	16813-45	4		8	18220-30	12
16461-36	2	16813-51	4		9	18221-30	12
16461-40	2	16814-40	4	17541-48	8	18221-36	12
16461-51	2	16814-48	4		9	18221-52	12
16473-37	2	16820-26	4	17550-38	9		14
16474-37	2	16822-39	2	17552-38	11	18222-30	14
16483-36	2		4	17554-38	11	18222-36	14
16483-41	2		8	17556-38	11	18222-48	14
16483-48	2	16825-48	5	17558-38	11	18223-37	14
16484-48	2	16830-29	5	17560-38	11	18228-30	14
16484-53	2	16831-30	5	17611-48	11	18228-36	14
16485-48	2	16851-37	5	17614-49	11	18228-52	12
16486-48	2	16853-38	5	17615-49	11		14
16490-36	2	16853-48	5	17647-48	11	18234-52	12
16491-41	2	16855-40	5	17905-36	11		14
16492-48	2	16855-51	5	17905-48	11	18235-31	14
16493-48	2	16856-40	5	17905-53	11	18236-39	14
16493-53	2	16860-40	5	17920-48	11	18237-51	14
16494-48	2	16864-48	5	17920-53	11	18238-39	14
16495-48	2	16865-52	5	17923-48	11	18239-41	14
16661-40	2	17025-36	5	17923-50	11	18245-39	6
16662-40	2	17026-40	6	17925-48	11		8
16663-40	2	17027-36	6	17927-48	11		14
16665-40	2	17028-36	6	17935-36	11	18246-39	14
16666-40	2	17028-48	8	17935-48	11	18247-39	14
16667-36	2	17030-36	8	17938-40	11	18248-39	14
16667-40	2	17031-40	8	17938-48	11	18254-39	14
16670-36	2	17033-36	8	17939-36	11	18255-31	14
16673-36	2	17034-38	8	17945-36	11	18256-37	14
16676-36	2	17034-48	8	17947-36	11	18256-39	14
16679-36	2	17040-36	8	17949-40	11	18257-39	6
16680-36	2	17300-36	9	17950-48	11		8
16681-39	2	17310-41	9	17955-36	6		14
16683-39	2	17320-38	9		8	18258-39	14
16692-36	4	17325-42	9		11	18259-39	6
16692-4C	4	17330-42	9	17955-48	8		8
16692-51	4		31		11		14
16695-36	4		145	18050-36	11	18260-29	5
16695-40	4	17360-39	9	18052-36	11		6
16695-51	4	17360-48	9	18054-36	11		8
16697-40	4	17375-39	9	18057-48	11		14
16697-48	4	17375-48	9	18070-32	12	18261-30	6
16700-40	4	17398-39	9	18071-36	12		8
16700-48	4	17405-39	9	18071-48	12	18265-37	6
16702-49	4	17425-36	9	18072-37	12		8
16703-49	4	17426-48	9	18080-32	12	18490-29	14
16768-36	4	17435-39	9	18081-36	12	18491-36	14
	5	17438-39	9	18081-48	12	18492-48	14
	8	17441-39	9	18082-37	12	18493-36	14
16768-39	4	17444-39	9	18083-52	12	18521-47	14
	6	17447-36	9	18100-49	12	18522-53	14
	8	17465-36	9	18102-49	12	18534-29	14
16769-36	4	17475-38	6	18110-49	12	18555-36	14
	6		8	18170-30	12	18555-48	14
	8	17476-38	6	18171-30	12	18556-40	15
16770-36	4		8	18172-30	12	18556-53	15
	6	17477-38	6	18176-41	12	18565-36	14
	8		8	18179-41	12	18566-40	15
16770-48	4	17478-38	9	18180-41	12	18570-38	14
	8	17482-36	9	18181-36	12		15
16774-21	4	17500-48	9	18182-36	12	18570-48	14
	6	17507-48	9	18184-36	12	18600-36	15
	8	17507-51	9	18185-40	12	18600-48	15
16775-29	4	17510-38	9	18186-40	12	18600-53	15
	5	17512-38	9	18187-40	12	18605-30	15
	6	17514-38	9	18188-48	12	18606-30	15
	8	17516-38	9	18189-48	12	18610-36	15
16776-48	4	17518-38	9	18190-48	12	18610-48	15
	8	17525-38	9	18191-48	12	18610-53	15
16777-48	4	17527-38	9	18192-48	12	18611-39	15
	8	17529-38	9	18196-51	12	18612-39	15
16800-26	4	17533-38	8	18198-38	5	18630-26	5
16801-26	4	17535-38	6		6		6
16802-29	4		9		8		8
16804-30	190	17537-38	6		12	18630-36	14
16806-30	4		8		14	18631-30	5
16809-40	4		9	18200-30	12		6
16810-40	4			18201-41	12		15
16811-40	4			18203-36	12		

NUMERICAL INDEX OF PART NUMBERS

Part No.	Page	Part No.	Page	Part No.	Page	Part No.	Page
18632-36	6	22251-29	16	22367-53	18	23966-36	20
	15	22252-29	16	22368-49	18	23966-54	20
18633-48 A	8	22253-29	16	22369-49	18	23967-41	20
	15	22254-29	16	22369-53	18	23971-41	20
18634-48 A	8	22255-29	16	22370-49	18	23971-54	20
	15	22256-29	16	22371-49	18	23972-21	20
18660-53	15	22257-29	16	22371-53	18	23972-36	20
22101-41	15	22258-29	16	22372-49	18	23973-41	20
22101-48	15	22259-29	16	22374-40	18	23982-12	20
22101-53	15	22325-48	16	22374-49	16	23985-12	20
22102-41	15	22326-36	16		18		85
22102-48	15	22326-48	16	22375-40	18	23985-18	20
22102-53	15	22327-36	16	22375-49	18	23985-54	20
22103-41	15	22327-48	16	22376-40	18	24000-29	20
22103-48	15	22327-48	16	22376-49	18	24001-30	20
22103-53	15	22328-36	16	22377-40	18	24003-30	85
22104-41	15	22328-48	16	22377-49	18	24005-37	20
22104-48	15	22329-36	16	22378-40	18	24006-37	20
22104-53	15	22329-48	16	22378-49	18	24006-54	20
22105-41	15	22330-36	16	22379-40	18	24007-39	20
22105-48	15	22330-48	16	22379-49	18	24007-39	20
22105-53	15	22331-36	16	22380-49	18	24010-37	20
22106-41	15	22331-48	16	22381-49	18	24010-39	20
22106-48	15	22332-36	16	22382-49	18	24010-51	20
22106-53	15	22332-48	16	22385-41	19	24010-54	20
22107-41	15	22333-36	16	22386-41	19	24011-37	20
22107-48	15	22333-48	16	22387-41	19	24015-36	20
22107-53	15	22355-38	16	22388-41	19	24016-29	20
22108-41	15	22355-40	18	22389-41	19	24020-51	20
22108-48	15	22355-41	18	22390-41	19	24023-36	20
22108-53	15	22355-48	18	22395-38	16	24023-54	20
22109-41	15	22355-53	18	22395-40	18	24060-26	20
22109-48	15	22356-38	16	22425-36	16	24063-26	20
22109-53	15	22356-40	18	22425-51	16	24066-26	20
22141-36	15	22356-41	18	22435-41	18	24068-26	20
22141-48	15	22356-48	18	22435-51	18	24070-26	20
22142-36	15	22356-53	18	22445-34	16	24073-26	20
22142-48	15	22357-38	16		18	24075-26	20
22143-36	15	22357-40	18	22581-32	19	24077-26	20
22143-48	15	22357-41	18	22700-32	19	24079-26	20
22144-36	15	22357-48	18	22702-32	19	24082-26	20
22144-48	15	22357-53	18	22704-32	19	24084-26	20
22145-36	15	22358-38	16	22706-32	19	24100-17	21
22145-48	15	22358-40	18	22708-32	19	24102-17	21
22146-36	15	22358-41	18	22710-32	19	24104-17	21
22146-48	15	22358-48	18	22712-32	19	24106-17	21
22147-36	15	22358-53	18	22714-32	19	24108-17	21
22147-48	15	22359-38	16	22735-32	19	24111-17	21
22148-36	15	22359-40	18	22737-32	19	24113-17	21
22148-48	15	22359-41	18	22739-32	19	24115-17	21
22149-36	15	22359-48	18	22741-32	19	24117-17	21
22149-48	15	22359-53	18	22743-32	19	24120-17	21
22182-48	16	22360-38	16	22745-32	19	24122-17	21
22183-48	16	22360-40	18	22747-32	19	24275-32	21
22184-48	16	22360-41	18	22749-32	19	24277-36	21
22185-48	16	22360-48	18	22775-36	19	24279-37	21
22186-48	16	22360-53	18	22777-36	19	24281-41 A	21
22187-48	16	22361-38	16	22779-36	19	24290-32	21
22188-48	16	22361-40	18	22781-36	19	24294-32	21
22189-48	16	22361-41	18	22783-36	19	24298-36	21
22190-48	16	22361-48	18	22785-36	19	24302-36	21
22216-37	16	22361-53	18	22787-36	19	24306-37	21
22216-48	16	22362-38	16	22789-36	19	24310-37	21
22217-37	16	22362-40	18	223901-37	19	24331-36	22
22217-48	16	22362-41	18	23903-41	19	24332-36	22
22218-37	16	22362-48	18	23905-40	19	24334-36	22
22218-48	16	22362-53	18	23907-41	19	24335-36	22
22219-37	16	22363-38	16	23907-54	19	24365-29	22
22219-48	16	22363-40	18	23916-32	19	24366-40	22
22220-37	16	22363-41	18	23919-37	19	24366-51	22
22220-48	16	22363-48	18	23919-41	19	24370-29	22
22221-37	16	22363-53	18	23922-41	19	24371-29	22
22221-48	16	22364-36	16	23936-37	19	24372-29	22
22222-37	16	22364-41	18	23940-37	19	24373-29	22
22222-48	16	22364-49	18	23940-41	19	24374-29	22
22223-37	16	22364-53	18	23942-41	19	24375-29	22
22223-48	16	22365-49	18	23960-29	19	24385-40	22
22224-37	16	22366-49	18	23961-41	19	24386-40	22
22224-48	16	22367-49	18	23962-40	20	24387-40	22

NUMERICAL INDEX OF PART NUMBERS

Part No.	Page	Part No.	Page	Part No.	Page	Part No.	Page
24388-40	22	24775-39	23	25512-37	30	26270-41	33
24389-40	22	24776-40	26	25513-37	30	26284-37	33
24390-40	22	24779-40	26	25522-36	30	26286-37	33
24490-36	23	24781-36	26	25523-48	30	26300-41	33
	107	24783-44	26	25524-48	30	26315-36	33
24511-37	23	24791-36	26	25546-26	30	26315-48	33
24515-37	23	24792-48	26	25550-36	30	26317-36	33
24520-41	23	24794-36	26	25551-36	30	26317-48	33
24520-48	23	24794-37	74	25552-36	30	26318-37	33
24520-53	23	24795-48	26	25553-36	30	26320-36	33
24532-37	23	24797-36	26	25554-36	30	26320-37	33
24536-37	23	24800-36	26	25575-37	30	26321-38	33
24540-41	23	24805-30	26	25576-37	30	26325-36	33
24540-48	23	24806-36	26	25577-36	30	26325-49	33
24540-53	23	24807-48	26	25577-54	30	26326-37	33
24556-37	23	24809-30	26	25581-36	30	26328-41	33
24560-37	23	24810-37	26	25582-36	30	26329-37	33
24569-41	23	24811-10	26	25582-54	30	26331-37	33
24569-48	23	24812-37	26	25586-37	30	26340-36	33
24569-53	23	24813-37	27	25588-37	30	26341-37	33
24585-39	23	24815-40	27	25590-37	30	26343-39	33
24586-39	23	24819-36	27	25591-37	30	26345-39	33
24587-39	23	24819-37	27	25593-37	30	26346-36	33
24595-40	23	24820-36	27	25595-37	30	26347-15	33
24596-40	23	24830-41	27	25597-36	30	26348-36	33
24597-40	23	24831-41	27	25599-37	30	26349-39	33
24599-40	23	24910-37	27	25601-37	30	26349-54	33
24600-40	23	24911-36	27	25775-30	31	26362-36	33
24601-40	23	24912-37	27	25775-36	31	26363-36	33
24610-39	23	24912-48	27	25776-37	31	26367-36	33
24611-39	23	24913-37	27	25785-30	31	26368-36	33
24612-39	23	24918-45	27	25788-30	31	26369-41	33
24621-40	23	24921-37	5	25791-36	31	26373-41	33
24622-40	23		6	25794-30	31	26374-42	33
24623-40	23		27	25794-36	31	26374-52	33
24641-36	23	24929-49	140	25800-36	31	26381-37	34
24645-37	23	24931-39	140	25810-15	31	26383-32	34
24646-36	23	24932-39	140	25811-11	31	26400-52	A 34
24650-36	25	24975-37	27	25850-36	31	26423-52	A 34
24651-36	25	24975-52	27	25851-37	31	26424-50	34
24652-36	25	24983-52	27	25856-36	31	26550-38	A 34
24653-36	25	24985-52	27	25859-36	31	26551-39	A 34
24654-36	25	24987-52	27	25860-29	31	26568-38	34
24655-36	25	24990-52	27		56	26569-39	34
24670-37	25	24992-52	27	26201-41	31	26579-38	34
24671-37	25	24994-52	27	26201-48	31	27010-36	34
24672-37	25	25201-37	28	26203-37	31	27011-36	34
24673-37	25	25208-37	28	26204-37	31	27011-40	34
24674-37	25	25216-36	28	26205-38	31	27012-37	36
24675-37	25	25216-48	28	26216-41	31	27012-40	36
24690-40	25	25216-54	28	26217-41	31	27012-48	36
24691-39	23	25225-36	6	26217-48	31	27020-36	34
24692-39	25		8	26218-37	31	27024-36	34
24695-40	25		28	26231-37	31	27024-40	34
24696-39	20	25226-37	5	26232-38	31	27026-39	36
24696-40	25		6	26236-41	31	27028-41	36
24697-40	25		28	26237-49	31	27029-48	36
24699-37	25	25227-37	6	26237-50	31	27034-41	34
24700-37	25		28	26244-36	6	27034-41	36
24701-39	23	25235-36	27	26244-37	5	27038-32	34
24702-40	25		145		6		36
24703-40	25		28		32	27039-36	34
24703-54	25	25275-36	28	26245-41	6		36
24720-29	25	25279-36	28		8	27039-37	36
24721-30	25	25281-37	28		32	27039-40	36
	93	25285-37	28		5	27039-48	36
	184	25287-37	28	26246-37	6	27045-32	34
24730-29	25	25300-36	28		5		36
24731-29	25	25302-37	28		32	27046-48	36
24732-29	25	25308-36	28	26250-41	32	27048-52	36
24733-29	25	25313-50	28	26251-49	32	27049-52	36
24734-29	25	25314-50	28	26252-49	32	27050-30	34
24735-29	25	25315-50	28	26255-41	6		36
24750-30	26	25350-37	30		8	27050-30	36
24751-30	26	25501-37	30		32	27051-32	34
24752-30	26	25502-37	30	26256-36	6	27051-32	36
24753-30	26	25503-37	30	26257-41	6	27052-40	36
24754-30	26	25504-37	30		32	27052-40	36
24755-30	26	25510-37	30	26257-50	32		
		25511-37	30				

NUMERICAL INDEX OF PART NUMBERS

Part No.	Page	Part No.	Page	Part No.	Page	Part No.	Page
27057-30	34	27332-50	41	27430-39	36	30092-48	55
	36	27333-50	41		43	30093-49	46
27058-30	34	27336-27	41	27431-41	36	30132-32	46
	36	27337-27	41		43	30134-44	55
27059-40	36	27339-33	41	27431-41 A	43	30137-32	46
27120-30	36	27340-33	41	27432-36	43	30138-30	45
27122-37	36	27345-27	41	27450-36	45		46
27126-40	36	27345-41	41		122		55
27128-40	36	27349-11	41	29001-42	43	30143-30	5
27128-48	36	27349-27	41	29002-35	43		6
27130-48	36	27350-11	41	29020-41	43		45
27132-36	38	27351-11	41	29030-41	43		46
27133-36	38	27361-30	41	29036-41	43	30144-45	46
27134-41	38	27362-30	41	29040-41	43	30145-46	46
27215-33	38	27363-30	41	29070-41	43	30146-46	46
	76	27363-40	41	29080-41	43	30202-32	46
27216-46	45	27363-41	41	29085-41	43	30202-52	46
27217-48	45	27364-41	41	29087-41	43	30203-32	55
27218-36	39	27370-24	41	29091-41	43	30203-51	55
27218-48	39	27370-33	41	29092-41	43	30206-32	46
27219-36	39	27370-36	41	29094-42	44	30207-32	55
27225-24	39	27370-50	42	29095-42	44	30228-32	46
27225-48	39	27371-36	42	29096-41	44		55
27228-33	39	27375-29	42	29097-42	44	30231-32	55
27235-33	39	27376-28	5	29098-42	44	30231-51	46
	76		6	29099-42	44		55
27236-38	39		38	29100-42	44	30271-30	46
27238-37	76		42	29101-42	44	30276-51	55
27243-41	39	27377-39	42	29102-42	44	30280-18	46
27244-40	36	27380-33	38	29103-42	44		55
	39		42	29105-42	44	30351-32	46
27244-48	39	27380-50	42	29106-41	44		55
27250-46	45	27381-33	38	29107-41	44		56
27251-24	39		42	29108-42	44	30351-51	46
27251-24	45	27381-50	42	29109-41	44		55
27252-37	39	27382-33	38	29110-41	44	30352-32	46
27260-40	39		42	29150-32	43		55
27260-48	39	27383-11	38	29151-36	43	30352-52	46
27260-49	39		42	29151-37	43	30353-32	46
27265-49	39	27384-16	42	29155-36	43		56
27265-49 A	39	27390-33	42	29158-36	43	30353-52	46
27267-49	39	27391-36	6	29161-36	43	30365-32	46
27270-49	39		38	29162-36	43		55
27275-24	38		42	29171-36	43		56
	39	27395-27	42	29172-36	43	30367-32	46
27275-26	38	27396-30	42	29173-37	43		56
	39	27397-27	42	29182-36	43	30373-51	46
27276-40	38	27401-33	42	29452-46	45		56
	39	27402-33	38	29453-46	45	30385-32	46
27280-24	38		42	29455-46	45		56
	40	27405-26	38	29460-46	45	30395-38	56
27280-34	38		42	29465-46	45	30425-32	45
	40	27406-26	38	29468-46	45		46
27280-40	38		42	29975-30	45		56
	40	27410-21	6	29983-49	52	30425-51	47
27280-51	40		8	29983-51	52		56
27290-24	38	27410-29	5		53	30427-26	47
	40		6		52		56
27291-32	38		8	29984-38	52	30429-26	46
	40		34	29984-49	52	30450-32	46
27297-27	40		38	29984-51	52		56
27297-30	40		42	29990-48	52		56
27297-40	40	27410-39	5	29992-48	52	30450-51 A	47
27298-40	40		6	29994-48	53		56
27299-50	40		8	30011-30	45	30460-32	46
27300-50	40		34	30011-36	45		47
27304-40	40		36	30012-32	45		56
27317-50	40		38	30013-32	55	30461-32	47
27318-41	40		42	30025-30	46		55
27318-50	40	27411-40	6	30025-36	46		56
27318-51	40		8	30029-30	46	30463-32	47
27325-33	40		36	30051-48	55		56
27327-24	40		38	30055-48	55		166
27330-33	38		43	30058-48	55	30505-47	51
	40	27412-48	43	30059-48	55	30507-47	51
27331-33	40	27422-39	34	30061-49	55	30605-48	51
27331-40	40		43	30062-48	55	30851-32	47
27331-41	41	27423-41	43	30090-32	46	30852-32	56
		27424-48	43	30091-32	55	30853-51	56
						30890-18	47

NUMERICAL INDEX OF PART NUMBERS

Part No.	Page	Part No.	Page	Part No.	Page	Part No.	Page
30890-18	56	31970-30	49	32677-36	52	33215-30	61
30890-51	56		166		164	33216-46	61
30985-29	45	31972-36 A	47		166	33277-36	61
	47		166	32678-49	164	33288-37	61
30985-29	56	31976-30	49		166	33290-38	61
31009-18	45		166	32689-30	52		78
	47	31978-39	57		164	33291-36	61
	56	31980-48	55		166		78
31009-30	45		57	32690-30	52	33295-36	59
	47	31985-36 A	47		164		61
	56		166		166	33298-36	61
31010-32	47	31989-39	57	32700-39	57	33350-36	61
31010-48	47	31990-48	55		176	33353-36	61
	56		57	32710-36	52	33355-36	61
31010-49	56	32000-37	49	32714-36	52	33358-36	61
31015-30	45	32049-27	49	32715-36	52	33380-32	61
	47	32050-39	57	32716-36	52	33381-39	61
31017-29	47		176	32718-36	52	33390-26	61
	56	32051-39	57	32726-30	52		63
31020-30	47		176		57	33391-36	61
	56	32052-48	57	32726-47	52	33393-16	61
31020-49	56	32053-48	57	32728-41	57	33393-50	61
31022-33	47	32072-39	57	32731-47	52	33396-39	61
31035-31	47		176	32735-37	52	33429-39	61
31036-32	56	32111-36	57	32736-37	52	33430-36	61
31040-31	47		176		123	33430-50	61
31041-31	45	32144-39	176	33000-41	57	33436-31	61
	47	32145-39	176	33000-47	57	33438-50	61
	56	32200-48	49	33000-51	57	33455-26	61
31045-31	47	32300-09	49	33000-52	57	33456-26	61
	56	32301-47	49	33002-41	57	33458-41	62
31046-31	47	32302-09	49	33002-47	57	33630-52	63
31070-30	47	32303-47	49	33002-51	58	33638-52	63
31071-37	47	32304-09	49	33005-41	58	33644-52	63
31073-32	56	32305-48	49	33005-47	58	33660-52	63
31073-48	56	32306-09	49	33006-41	58	33660-54	63
31078-32	56	32342-08	5	33006-47	58	33675-37	62
31078-48	56		6	33007-41	58	33676-37	74
31079-32	56		49	33007-47	58	33676-47	74
31081-32	56	32342-42	49	33011-41	58	33677-37	74
31083-37	57	32370-26	49	33012-41	58	33681-37	74
31602-30	47	32505-36	49	33012-47	58	33682-37	74
31602-37	47	32506-37	49	33030-41	58	33692-37	74
31602-48	47	32510-36	49	33031-36	59	33695-37	74
31603-32	55	32511-37	49	33051-26	59	33696-37	74
	176	32521-36	6	33052-41	59	33697-37	74
31604-36	47		51	33058-29	59	33699-37	74
31604-48	49	32522-37	5	33059-41	59	33699-38	75
31605-48	55		6	33063-36	59	33703-37	75
	176		51	33076-37	59	33707-37	75
31607-48	55	32525-36	51	33078-44	59	33745-31	62
	176	32528-36	51	33080-36	60	33775-37	62
31608-48	57	32528-37	51	33082-16	60	33776-47	62
31665-39	57	32531-36	51		72	33778-47	62
31680-27	47	32575-37	51	33084-41	60	33780-37	75
	49	32575-47	51	33085-36	60	33785-40	62
	57	32578-37	51	33088-41	60	33785-47	62
	166	32579-47	51	33090-36	60	33786-40	62
31681-27	49	32579-49	51	33093-41	60	33786-47	62
31726-30	49	32585-36	51	33101-32	60	33787-40	75
31726-48	49	32588-36	51	33175-16	60	33788-40	75
	52	32589-36	51	33176-16	60	33788-47	75
	53	32592-36	51	33177-16	60	33789-37	62
	176	32593-47	51	33182-17	60	33789-47	62
31728-30	49	32594-47	51	33183-45	60	33790-39	63
31730-48	49	32625-30	51	33184-45	60	33790-47	63
	52	32629-30	51	33190-17	60	33791-39	63
	53	32630-30	51	33192-16	61	33791-47	63
	176	32658-30	51	33193-45	61	33792-39	75
31731-29	49	32660-47	51	33195-45	61	33792-39	75
31734-36	49	32661-30	51	33197-45	61	33793-39	75
31735-29	49	32661-47	51	33199-45	61	33794-37	75
31737-36	49	32666-30	51	33201-17	61	33795-37	75
31740-39	57	32666-47	51	33203-17	61	33795-39	75
31965-30	49	32676-42	51	33204-45	61	33822-36	63
	166	32676-49	51	33205-46	61	33851-52	63
	166		51	33210-29	61	33854-41	75
31966-36	47			33211-46	61	33854-47	75
				33213-31	61	33855-37	75

Part No.	Page	Part No.	Page	Part No.	Page	Part No.	Page
33855-41	75	34560-52	64	35231-36	59	36150-31	72
33856-37	75	34565-52	64		69	36152-41	73
33857-36	63	34606-52	64	35275-41	71	36158-36	72
33857-36	75	34606-54	64	35282-36	69	36159-41	73
33857-51	63	34609-52	64	35284-41	71	36751-41	76
33859-41	63		65	35286-39	69	36752-41	76
33859-47	63	34690-52	65	35293-36	69	36810-36	76
33860-47	75	34690-54	65	35294-41	71	36811-41	76
33860-52	75	34692-52	65	35306-36	69	36812-38	76
33870-36	63	34692-54	65	35316-41	71	36813-47	52
	75	34700-36	66	35320-41	71		76
33870-51	63	34702-41	66	35322-38	69	36830-36	76
	75	34720-36	66	35326-33	71	36832-38	76
33874-41	63	34722-36	66	35332-33	71	36842-41	76
	75	34723-47	66	35333-41	71	36857-36	76
33874-52	75	34724-36	66	35335-33	71	36869-48	52
33878-51	63	34725-26	66	35337-36	69		53
33879-36	63	34735-36	66	35340-33	71	36871-40	76
	75	34736-27	68	35341-41	71	36880-36	76
33960-36	63	34799-52	65	35344-41	71	36882-47	76
	65	34800-36	68	35347-41	71	36886-41	76
33961-41	65	34801-47	68	35348-41	71	36888-38	76
33961-47	65	34801-51	68	35349-41	71	36895-36	76
33964-38	65	34802-39	68	35350-41	71	36897-36	76
34008-52	63	34803-47	68	35351-41	71	36899-41	76
34010-36	65	34803-51	68	35352-41	71	36901-36	76
34011-39	65	34804-36	68	35353-41	71	36903-47	76
34012-41	65	34805-52	65	35354-41	71	36906-36	76
34012-47	65	34813-41	68	35365-36	69	36908-36	76
34030-36	65	34821-41	68	35380-41	71	36909-36	76
34031-41	63	34824-36	59	35384-41	71	36913-41	76
34036-36	58	34825-41	58	35385-41	71	36916-36	76
	59		68	35386-41	71	36917-36	78
	63	34826-41	58	35387-41	71	36918-52	78
	65		68	35388-41	71	36921-52	78
34050-36	63	34831-39	58	35389-41	71	36975-41	78
	65		68	35390-41	71	36983-41	78
34051-38	65	34833-38	68	35391-41	71	36993-47	78
34053-36	66	34871-41	68	35440-38	69	37051-36	78
34057-36	66	34873-41	68	35441-41	71	37052-41	78
34062-52	63	34873-44	68	35442-41	71	37052-44	78
34064-52	63	34885-41	68	35445-41	71	37067-41	78
34066-52	63	34885-44	68	35612-36	72	37070-39	78
34068-52	63	34890-33	68	35613-41	73	37074-38	78
34140-36	66	34891-33	68	35630-36	72	37076-41	78
34140-41	66	34892-33	68	35635-36	72	37077-44	78
34158-36	66	34898-41	68	35665-36	72	37080-41	78
34159-36	66	34900-32	68	35700-36	72	37081-44	78
34160-39	66	34904-32	68	35703-39	72	37084-41	78
34161-41	66	35040-37	69	35709-41	73	37285-38	78
34165-36	66	35040-50	69	35751-36	72	37287-41	78
34168-39	66	35043-41	69	35762-39	72	37310-39	78
34175-36	66	35046-36	69	35765-36	72	37312-38	78
34176-41	66	35050-40	69	35775-39	72	37335-41	79
34179-33	66	35065-38	69	35789-36	72	37337-36	59
34180-33	66	35094-31	69	35791-36	72		79
34427-38	66	35100-36	69	35810-36	72	37338-42	79
34430-36	66	35102-33	69	35811-36	72	37339-42	79
34432-38	66	35110-33	71	35812-36	72	37345-42	79
34435-52	63	35111-36	69	35875-36	72	37347-42	79
34447-52	63	35125-37	69	35876-36	72	37348-41	79
34448-36	66	35129-36	69	35877-36	72	37352-42	79
34448-51	66	35130-36	69	35878-36	72	37354-41	79
34449-40	66	35159-39	69	35879-36	72	37357-41	80
34459-26	58	35171-37	69	35910-33	73	37358-41	80
	59	35175-38	69	35911-33	73	37361-41	80
	66	35195-26	85	35913-39	73	37450-41	71
34473-53	63	35203-36	69	35915-36	72		80
34474-53	63	35203-36	85	35917-36	72	37458-41	80
34477-52	63	35204-41	85	35920-36	72	37460-41	80
34478-52	63	35211-36	69	36025-36	59	37462-41	80
34482-52	63		86		72	37465-41	58
34482-53	63	35216-26	86	36027-36	72		80
34488-52	63	35216-36	69	36035-26	73	37467-41	80
34498-52	63		86	36042-41	73	37474-41	71
34500-52	63	35219-41	71	36046-36	72		80
34551-52	64	35221-36	71	36048-36	72	37477-41	80
34552-52	64	35230-36	59	36140-36	72	37480-41	80
34555-52	64		69	36141-41	73	37482-41	80

NUMERICAL INDEX OF PART NUMBERS

Part No.	Page	Part No.	Page	Part No.	Page	Part No.	Page
37496-41	69	40006-29	84	41646-37	86	43032-40	90
	80	40007-36	84	41647-41	86		187
37498-41	80	40008-36	84	41650-37	86	43033-40	90
37503-41	80	40009-36	84	41652-37	86		187
37523-15	80	40010-36	84	41670-35	86	43034-40	90
37550-41	80	40011-38	84	41671-37	86	43035-40	90
37551-41	80	40012-38	84	41685-37	86	43036-40	90
37567-41	80	40023-15	84	41691-31	86	43097-35	90
37568-41	80	40029-15	84		94	43098-16	90
37574-44	80	40052-15	84		184	43099-29	90
37576-41	80	40053-15	84		192		187
37577-41	80	40054-29	84	41692-36	87	43503-30	90
37581-47	80	40055-29	84	41692-36	88	43509-40	90
37583-41	80	40055-39	84	41716-35	87	43530-35	91
37584-41	80	40056-30	84	41718-41	86		184
37585-41	80	40066-12	84	41801-41	87		191
37586-41	80	40067-29	84	41803-41	87	43531-35	91
37590-41	81	40068-29	84	41805-38	87		184
37695-41	80	40069-30	85	41806-41	87	43540-36	91
	86	40070-28	84	41807-48	184	43546-36	91
37703-41	80	40076-15	85	41835-30	87	43550-35	91
	86	40077-15	84	41841-31	87	43552-39	91
37850-41	81	40078-30	85		96	43554-35	91
37851-41	81	40079-29	85		184	43556-35	91
37854-41	81	40080-29	84		192	43558-39	92
37855-41	81	40081-39	84	41848-38	87	43560-35	92
37860-41	81	40091-15	85	41849-41	87	43561-39	92
37862-41	81	40092-15	84	41853-48	184	43563-35	92
37871-41	81	40093-15	85	41870-38	87	43564-35	92
37873-41	81	40094-15	84	41872-38	87	43566-35	92
37930-41	81	40095-30	85	41875-38	87	43570-35	92
37931-41	81	40096-29	85	41876-41	87	43571-35	93
37950-41	81	40097-29	84	41925-41	88	43574-35	93
37952-41	81	40098-39	84	41929-36	88	43576-35	93
37954-46	81	40204-30	85	42257-36	88	43578-35	93
37975-41	81	40205-30	85	42258-35	88	43599-30	90
37977-41	81	40206-30	85	42269-30	63	43601-30	90
38010-41	81	40207-36	85		74	43617-30	93
38011-41	81	40208-30	85		88	43624-30	91
38025-41	81	40209-30	85		184		93
38075-41	81	40210-30	85		192	43630-30	93
38077-41	81	40211-30	85		198	43632-44	91
38110-41	81	40212-30	85	42273-30	88	43633-44	91
38456-52	83	40225-29	85		184	43635-30	91
38460-52	83	40230-29	85	42280-35	88	43635-30	93
38475-52	83	40232-29	85		174	43638-43	91
38485-52	84	40234-29	85	42284-35	88	43640-30	91
38488-52	84	40235-29	85		174	43645-30	91
38491-52	84	40237-29	85	42326-37	88	43870-40	93
38495-52	84	40238-29	85	42330-39	88	43871-30	93
38498-52	84	40240-29	85	42333-30	88	43872-36	93
38502-52	84	40241-29	85		192	43875-48	93
38505-52	84	40242-35	85	42334-38	184	43882-36	93
38602-41	81	40978-36	91	42402-36	88	43882-48	93
38602-49	81		187	42427-26	88	43884-36	93
38605-52	81	40981-40	91	42480-36	88	43885-30	91
38606-52	81		187	42550-31	88	43886-30	93
38610-41	81	40982-40	91	42556-36	90	44097-36	93
38610-52	81	41400-37	86	42560-37	90	44097-41	93
38616-52	81	41401-37	86	42566-35	90	44100-48	93
38618-52	82	41401-41	86	42575-30	90	44100-50	93
38629-52	81	41402-41	86	43002-30	90	44111-48	93
38630-41	82	41420-30	86	43003-30	90	44113-36	93
38649-41	82	41421-35	86	43004-35	90		184
38651-41	82	41425-37	86		187		192
38666-52	82	41470-30	86	43005-35	90	44122-30	93
38669-52	82	41474-35	86	43006-40	90	44141-49	93
38670-41	82	41485-30	86		187	44141-50	93
38672-43	82	41551-41	86	43007-40	90	44145-41	93
38674-28	82	41552-36	86	43008-40	90	44146-41	93
38674-52	82	41575-30	86	43009-40	90	44165-48	93
38700-41	82	41576-36	86	43027-30	90	44180-30	93
38700-49	82	41593-38	86	43028-30	90	44180-36	94
38705-41	82	41595-36	86	43029-30	90	44182-36	94
38705-46	83	41596-30	86	43030-36	90	44183-36	94
38705-49	83	41598-35	86		187	44186-36	94
38710-41	83	41600-36	86	43031-36	187	44210-40	94
38712-43	83	41603-32	86			44211-40	94
40005-29	84	41603-35	86			44225-30	94

NUMERICAL INDEX OF PART NUMBERS

Part No.	Page	Part No.	Page	Part No.	Page	Part No.	Page
44226-36	94	45036-51	96	45678-31	100	46111-48	104
44229-40	94	45040-51	96		110	46121-48	104
44231-38	94	45045-51	97	45680-30	99	46125-48	104
44231-38	94	45047-51	97		100	46128-48	104
44233-28	94	45049-51	97	45681-31	100	46161-49	104
44250-29	94	45073-51	97	45681-40	99	46172-48	104
44265-31	94	45077-49	97	45682-32	100	46273-49	104
44265-36	94	45079-52	97	45683-32	100	46274-49	104
	184	45085-30	97	45684-41	100	46280-48	104
	192	45102-39	97	45697-50 A	102	46281-49	104
44270-36	94	45103-39	97	45700-48	102	46282-48	104
	192	45105-39	97	45708-50	102	46283-49	104
44307-31	94	45107-39	97	45710-48	102	46288-49	158
44308-36	94	45109-30	97	45710-50	102	46550-36	100
44340-30	94		122	45710-50 A	102	46551-46	100
44342-29	94	45109-49	97	45711-50	102	46560-40	100
44344-29	94	45111-41	97	45711-51	102	46561-36	107
44346-29	94	45111-51	97	45718-48	102	46700-41	101
44348-29	94	45135-53	97	45725-49	102	46700-46	101
44350-30	94	45144-51	97	45727-49	102	46700-49	105
44401-49	96	45150-49	97	45728-49	102	46710-48	105
44401-49 A	96	45153-28	97	45729-49	102	46715-48	105
44402-36	87	45158-15	97	45730-48	102	46717-30	101
	96	45159-49	97	45733-48	102	46718-48	101
	184	45159-50	97	45733-48	104	46720-48	101
	192	45162-41	97	45740-49	102	46727-30	101
44402-40	96	45162-51	97	45741-50	102	46727-48	105
44405-31	96	45172-28	97	45752-50	102	46730-48	105
44406-31	96	45174-51	97	45753-50	102	46731-48	105
44427-35	96	45175-49	97	45754-49	102	46740-48	105
44432-49	96	45182-29	97	45757-49	102	46746-30	101
44432-54	96	45202-50	97	45765-49	102	46751-48	105
44433-39	96	45205-49	97	45766-49	102	46755-36	101
	184	45207-49	97	45768-49	102	46757-36	101
	192	45210-49	97	45769-49	102	46758-37	101
44448-48	96	45216-49	97	45775-49	102	46758-40	101
44449-36	96	45217-49	98	45775-50	102	46760-41	101
	184	45217-50	98	45776-49	102	46760-46	101
	192	45506-49	101	45777-50	102	46765-40	101
44450-35	96	45506-50	101	45778-50	102	46766-41	101
44454-48	96	45512-50	101	45793-50	102	46766-46	101
44475-35	87	45515-36	98	45794-50	102	46772-39	101
	96	45515-46	98	45795-50	102	46775-30	101
	184	45516-46	98	45796-50	102	46777-30	101
	192	45517-40	98	45797-49	102	46779-30	101
44476-35	87	45518-41	98	45797-50	104	47000-40 A	107
	96	45525-36	98	45799-49	104	47003-41	107
44484-35	87	45525-46	98	45799-50	104	47009-41	107
	96	45526-40	98	45800-48	104	47066-26	114
	192	45527-40	98	45800-50	104	47375-52	107
44486-28	87	45527-41	98	45805-48	104	47386-41	107
	96	45571-40	100	45805-50	104		146
44490-48	96	45609-36	98	45823-49	104	47393-26	166
44499-48	96	45610-40	98	45824-49	104	47581-29	114
44505-48	96	45611-40	98	45826-49	104	47583-36	107
44524-51	96	45641-36	98	45830-48	104	47583-36	114
44525-49	96	45643-31	98	45836-48	104	47698-36	107
45001-51	96	45643-45	98	45840-48	104	47720-36	107
45001-52	96		121	45849-49	104	47755-31	90
45001-53	96			45850-48	104		107
45002-41	75	45645-30	98	45852-48	104	47808-32	189
	96	45647-30	98	45854-48	104	47810-41	189
		45648-36	98	45856-48	104	47811-41	189
45016-51	96	45655-30	98	45950-48	104	47813-32	189
45017-41	75	45658-30	98	45964-49	104	47816-32	189
	83	45661-30	98	45965-48	104	48150-30	107
	96	45667-30	100	45972-48	104	48152-30	107
45020-51	96	45668-30	99	45975-48	104	48153-30	107
45023-41	75	45670-36	99	46045-49	104	48154-30	107
	96	45671-36	100	46051-49	104	48155-30	107
45030-28	75	45672-31	100	46053-36	100		172
	96	45673-31	100	46055-30	100	48300-49	107
45031-41	75	45673-39	100	46056-37	100	48301-40	107
	83		179	46057-30	100	48302-49	107
	96		180	46058-36	100	48310-30	107
45033-41	75	45674-30	99	46059-39	100	48311-36	107
	83	45675-30	99	46060-48	100	48311-48	107
	96	45676-30	99	46100-48	104	48315-48	107
45033-49	83	45677-30	100			48325-36	107
	96		110				

NUMERICAL INDEX OF PART NUMBERS

Part No.	Page	Part No.	Page	Part No.	Page	Part No.	Page
48327-36	107	50657-48	52	52596-36	117	55908-46	122
48330-48	107		53	52598-33	117	55950-36	122
48335-40	107	50658-36	111	52600-36	117	55951-36	122
48345-36	107	50668-35	52	52603-36	115	55954-46	122
48345-38	107		53		117	55955-46	122
48346-39	107		112		118	56000-49	123
48350-39	107	50669-37	112	52605-38	117	56000-49 A	123
48361-38	107	50672-51	112	52650-33	117	56003-49	123
48363-40	107	51600-30	113	52650-41	117	56003-49 A	123
48365-48	107	51601-30	113	52651-41	117	56005-49 A	123
49035-35	108	51602-30	113	52652-29	117	56006-49	123
49036-35	108	51603-30	113	52654-33	117	56007-49	123
49037-36	108	51610-36	113	52655-33	117	56008-49 A	123
49037-48	108	51611-36	113	52668-33	117	56010-46	122
49038-48	108	51612-36	113	52674-41	117	56012-49	123
49059-48	108	51614-36	114	52676-41	117	56013-49	123
49061-32	108	51625-29	114	52680-41	117	56049-49	123
49064-36	108	51626-36	114	52682-41	117	56049-54	123
	132	51633-29	114	53000-36	117	56050-49	123
49150-29	108	51634-36	114	53010-34	117	56050-54	123
49151-29	108	51640-29	114	53015-34	117	56053-49	123
49152-36	108	51642-29	114	53017-35	117	56053-54	123
49153-36	108	51644-13	114	53026-30	117	56054-49	123
49154-41	108	51660-30	114	53033-30	118	56054-54	125
49177-38	109	51661-36	114	53038-44	118	56056-49	125
49180-36	109	51672-25	114	53041-30	118	56057-49	125
	150	51674-25	114	53055-30	118	56118-49	125
49300-36	109	51770-29	114	53060-30	118	56119-49	125
49301-40	109	51771-29	114	53062-30	118	56121-48	125
49313-36	109	51772-31	114	53070-30	118	56123-49	125
49314-50	109	51773-31	114	53072-34	118	56127-49	125
49343-30	109	51774-31	114	53074-34	118	56129-50	125
49345-24	110	51775-31	114	53078-36	118	56141-49	125
49500-36	110	51777-30	114	53079-36	118	56142-49	125
49502-36	110	51778-30	114	53083-34	118	56143-49	125
49570-38	110	51780-30	114	53085-36	118	56148-49	125
49575-38	110	51790-29	114	53090-40	119	56151-49	125
49580-36	110	51791-31	114	53091-40	119	56154-49	125
49581-36	110	51795-29	114	53403-17	119	56155-49	125
50002-32	110	51900-30	114	53403-52	119	56156-49	125
50003-36	110	51901-41	114	53404-26	119	56158-49	125
50003-52	110	51911-29	114	53406-36	119	56159-49	125
50011-30	110	51918-29	114	53418-52	119	56163-49	125
50012-30	110	51920-29	114	53433-42	119	56165-49	125
50035-30	110	51925-37	114	53450-52	119	56166-49	125
50036-36	111	52004-25	115	53451-52	119	56167-49	125
50045-32	111	52004-25	117	53454-52	119	56204-35	118
50049-36	111	52006-47	115	53455-52	119		122
50060-30	111	52090-25	115	53456-52	119	56205-35	122
50061-36	111	52092-34	115	53457-52	119	56206-35	122
50061-52	111	52096-34	115	54000-36	120	56207-35	122
50092-30	111	52098-34	115	54012-33	120	56208-35	122
50094-36	111	52103-31	82	54014-33	120	56210-47	125
50110-30	111		115	54020-36	120	56212-49	125
50510-38	111	52501-29	115	54030-36	120	56212-53	125
50511-32	111	52503-36	115	54032-33	120	56220-48	125
50511-51	111	52510-33	115	54034-36	120	56220-53	126
50516-32	111	52510-36	115	54040-33	120	56235-47	126
50517-38	111	52511-33	115	54047-33	120	56239-53	126
50528-39	111	52515-40	115	54049-33	120	56240-47	126
50543-38	111	52541-33	115	54051-33	120	56245-35	122
50550-47	111	52543-36	115	54060-39	120	56246-35	76
50603-40	111	52547-33	115	54061-36	121		122
50613-40	111	52551-36	115	54063-36	121	56270-36	122
50614-40	111	52560-36	115		155	56271-36	122
50616-14	111	52562-33	115		161	56276-31	122
50622-40	111	52565-41	115		180	56278-10	122
50623-40	111	52567-36	115	54200-45	121	56281-31	122
50628-14	111	52575033	115	54206-45	121	56282-31	122
50635-14	111	52579-41	115	54216-45	121	56283-31	122
50650-24	111	52581-36	115	54219-45	121	56287-36	122
50650051	111	52584-41	109	54220-45	121	56373-09	122
50651-35	111		115	54224-45	121	56383-54	126
50652-35	111	52585-41	115	54226-45	121	56391-49	126
50653-35	111	52586-36	117	54227-46	121	56392-49	126
50654-36	111	52588-38	117	54230-45	121	56400-53	126
50655-36	111	52590-41	115	55584-41	203	56410-47	126
50656-48	52	52592-36	115	55901-37	122	56410-53	126
	53	52595-33	117	55903-37	122	56420-09	122

NUMERICAL INDEX OF PART NUMBERS

223

Part No.	Page	Part No.	Page	Part No.	Page	Part No.	Page
56495-26	122	58108-49	129	59225-39	134	60638-41	140
56502-32	122	58122-41	129		135	60640-29	140
56502-54	126	58122-47	129		138	60642-36	140
56528-49	126	58123-41	130	59226-38	196	60648-39	140
56529-49	126	58124-48	129	59235-26	137	60650-32	140
56575-26	161	58125-50	130	59235-48	137	61002-47	73
56581-26	161	58143-31	130	59604-39	137	61003-47	73
56600-49	126	58150-41	132	59612-41	137	61004-41	73
56604-36	122	58184-41	129	59637-36	137	61004-47	73
56604-37	122	58185-30	131	59699-39	137	61004-49	73
56604-48	123	58186-47	129	59699-48	137	61004-50	73
56605-49	126		131	59699-49	137	61004-51	73
56608-36	122	58187-30	127	59737-34	137	61004-51 A	73
	123		129	59761-36	137	61103-36	140
56608-49	126		131	59765-36	137	61104-37	140
56625-36	123	58191-30	131	59767-41	137	61114-48	140
	168	58194-30	131	59780-29	137	61120-37	140
56626-37	123	58208-41	130	59780-36	137	61122-39	140
	168	58209-47	130	59781-36	137	61123-39	178
56627-38	123	58210-41	131	59782-36	137	61124-37	140
56628-47	168	58220-41	130		138	61202-41	140
56628-54	126	58221-41	132	59800-36	137	61202-47	140
56628-54	168	58225-41	132	59802-47	109	61202-51	140
58000-48	126	58227-47	130	59802-47	137	61202-51 A	140
58001-49	126	58500-37	132	59851-39	137	61203-41	73
58002-49	126	58501-38	132	59853-48	137	61203-47	73
58007-36	130	58507-30	132	59862-30	137	61205-41	73
58007-50	130	58511-37	132	59874-49	138	61205-47	73
58009-37	130	58527-30	132	59875-49	138	61206-41	140
58009-38	130	58531-37	132	59876-49	138	61206-47	140
58009-50	130	58547-36	132	59877-49	138	61209-41	140
58010-50	130	58548-36	132	59878-49	138	61209-47	140
58011-41	130	58550-49	132	59878-51	138	61209-51	141
58012-41	129	58552-32	132	59879-49	138	61209-51 A	141
58020-41	129	58554-51	132	59879-51	138	61210-41	73
58020-47	129	58557-37	132	59880-49	138	61210-47	73
58020-48	126	58559-30	132	59881-39	134	61210-51	73
58020-49	126	58562-49	132		138	61210-51 A	73
58020-50	126	58563-51	132	59882-39	138	61229-41	141
58022-48	126	58566-30	132	59883-39	134	61229-52	141
58022-49	126	58568-36	132	59883-39	138	61229-52 A	141
58022-50	126	58570-38	132	59884-39	134	61230-47	141
58023-50	130	58577-38	133		138	61230-51	141
58024-41	130	58579-30	133	59895-49	134	61230-51 A	141
58027-49	126	58581-37	133	59896-49	134	61231-41	73
58032-48	127	58585-30	133	60302036	138	61231-47	73
58032-50	127	58587-36	133	60303-36	138	61233-41	74
58033-49	127	58589-36	133	60305-41	138	61233-47	74
58037-48	127	58760-36	134	60305-51	138	61234-41	141
58037-49	127	58766-41	134	60310-40	138	61234-47	141
58037-50	127	58768-41	134	60310-51 A	138	61237-41	141
58040-50	130	59000-36	134	60316-51	138	61237-47	141
58045-49	127	59000-48	134	60317-51	138	61237-51	141
58046-42	129	59007-50	134	60333-49	55	61237-51 A	141
58047-48	127	59012-40	134	60333-52	53	61238-41	74
58048-49	127	59012-50	134	60337-41	138	61238-47	74
58048-50	127	59105-40	134	60337-51	138	61238-51	74
58049-50	127	59105-50	134	60346-36	138	61238-51 A	74
58049-50 A	127	59107-40	134	60347-26	138	61605-36	141
58050-48	127	59107-50	134	60350-36	138	61768-47	141
58052-48	127	59117-36	134	60504-32	138	61769-40	141
58059-50	130	59118-36	134	60505-36	138	61769-47	141
58064-49	127	59135-36	134	60540-36	138	61773-40	141
58072-48	127	59135-48	134	60542-26	138	61773-51	141
58073-48	127	59140-34	134	60544-36	138	61775-40	141
58075-48	127	59142-34	134	60546-36	138	61775-47	141
58078-49	127	59200-39	134	60548-36	138	61775-51	141
58079-49	127	59204-49	134	60555-36	139	61784-40	141
58085-49	127	59205-39	134	60557-36	139	61785-47	141
58086-49	127	59205-49	134	60565-36	139	61790-40	141
58095-49	127		135	60567-36	139	61790-47	141
	130	59207-39	135	60569-29	139	61791-40	141
58096-49	128	59207-49	134	60572-36	140	61792-41	141
	130	59209-39	134	60573-36	140	61792-47	141
58102-49	128		135	60620-36	140	61794-51	141
	130	59212-39	134	60620-52	140	61798-41	142
	160		135	60621-41	140	61799-41	142
58106-49	129	59215-49	134	60630-30	140	61800-41	142
58107-49	129			60636-36	140	61801-41	142

NUMERICAL INDEX OF PART NUMBERS

Part No.	Page	Part No.	Page	Part No.	Page	Part No.	Page
61802-41	142	63529-50	144	65297-38	148	67057-41	152
61820-18	141		145	65309-51	148	67064-36	152
62032-40	142		146	65310-38	148	67074-37	152
62033-41	142	63530-15	144	65310-51	148	67075-36	152
62051-40	142	63530-43	139	65440-36	148	67076-41	152
62075-40	142		144	65440-48	148	67080-37	152
62075-50	142	63533-15	31	65445-37	148	67085-48	152
62085-40	142		34	65446-37	148	67086-39	152
62091-40	142		145	65452-41	148	67129-37	152
62094-40	142		146	65456-51	148	67130-36	153
62096-40	142	63570-37	145	65465-36	148	67130-37	153
62250-41	142	63571-38	145	65490-41	148	67131-38	153
62250-50	143	63572-38	145	65492-37	148	67134-38	153
62253-41	142	63577-36	145	65493-36	148	67135-36	153
62253-50	143	63578-36	145	65493-48	148	67136-36	153
62262-39	143	63580-15	145	65505-41	148	67137-36	153
62265-32	142	63590-41	145	65510-32	148	67138-36	153
	143	63597-38	145	65511-36	148	67139-37	153
62268-32	142	63799-47	145	65512-37	148	67141-36	59
	143	63799-50	146	65513-36	150		153
62270-32	142	63800-48	146	65518-47	150	67155-37	153
	143	63807-48	146	65518-51	150	67156-38	153
62352-50	143	63809-48	145	65519-48	150	67301-38	153
62352-41	143		146	66002-49	53	67304-38	153
62353-42	143	63810-50	145		55	67307-38	153
62354-42	143		146		150	67308-47	153
62354-50	143	63815-48	146	66004-26	150	67701-35	153
62355-40	143	63817-48	146	66006-29	150	67701-48	153
62355-48	143	63825-48	146	66007-41	150	67701-49	153
62357-40	143	63840-48	146	66010-29	150	67702-35	153
62360-50	143	63843-48	146	66010-49	150	67710-35	153
62361-50	143	63846-48	146	66012-29	150	67710-48	153
62371-15	143	63848-48	146	66014-29	150	67710-49	153
62374-40	143	63850-48	146	66015-49	150	67711-35	153
62500-49	53	63852-48	146	66018-29	150	67713-35	153
62504-38	143	63855-48	146	66021-28	150	67715-35	153
62535-08	143	63858-49	145	66022-49	150	67716-35	153
62575-36	143		146	66100-15	150	67717-48	153
62575-49	53	63860-50	146	66110-23	150	67719-48	153
62581-36	143	63861-50	145	66112-23	150	67721-48	153
62585-36	143	63871-50	145	66115-23	150	67726-48	153
62625-36	143		146	66200-48	52	67729-48	153
62625-49	53	63873-50	145	66202-29	150	67731-35	153
62628-36	143		146	66203-40	150	67733-35	153
62631-37	143	63874-50	146	66288-24	150	67734-35	153
62675-49	53	64205-40	146	66302-29	150	67741-35	153
62762-52	143	64303-40	146	66350-42	53	67750-35	154
62762-52	163	64340-26	146		55	67753-35	154
62763-52	143	64450-41	146		150	67753-48	154
62763-52	163	64472-35	146	66351-42	53	67756-48	154
63480-42	143	64474-40	146		55	67758-35	154
63500-50	143	65201-37	147		150	67760-35	154
	145	65202-36	147	66373-36	150	67761-35	154
	146	65202-50	147	66376-49	53	67810-36	121
63501-49	53	65203-50	147		55		154
63502-50	143	65210-50	147		150		163
63503-48	53	65211-50	147	66377-29	150	67810-48	154
63503-50	143	65212-51	147	66385-24	150	67815-48	154
	146	65219-32	147	66385-41	150	67817-36	154
63504-50	145	65220-51	147	66387-24	150	67820-38	155
63506-41	143	65227-41	147	66387-26	117	67861-29	155
63507-38	143	65227-50	147		150	68002-47	155
63508-38	143	65228-50	147	66390-36	150	68003-47	155
63510-37	143	65235-36	147	66393-36	150	68031-47	155
63510-48	55	65235-50	147	66405-49	53	68032-47	155
63511-38	143	65236-50	148		55	68033-39	155
63512-38	143	65250-38	148	66405-49	151	68049-47	155
63515-48	53	65251-41	148	66405-52	53	68085-47	155
63524-50	143	65260-35	148	67004-38	152	68086-47	155
	145	65275-50	148	67004-47	152	68090-39	155
	146	65278-36	148	67004-53	152	68090-47	156
63525-50	144	65282-38	148	67005-38	152	68093-47	156
	145	65282051	148	67005-47	152	68094-39	156
	146	65284-38	148	67005-53	152	68112-42	156
63526-50	144	65286-32	148	67025-37	152	68113-42	156
	146	65290-41	148	67026-36	152	68114-42	156
63527-50	144	65292-41	148	67028-38	152	68120-42	156
	145	65293-50	148	67028-51	152	68121-47	156
	146	65296-38	148	67055-36	152		

NUMERICAL INDEX OF PART NUMBERS

225

Part No.	Page	Part No.	Page	Part No.	Page	Part No.	Page
68122-47	156	68662-38	161	70176-38	164	71076-47	45
68123-47	156	68668-38	161	70180-38	164		170
68124-39	156	68672-38	155	70181-36	164	71090-47	170
68127-42	156		161	70182-48	164	71093-36	170
68135-47	156	68673-38	161		166	71093-38	170
68140-47	156	68676-38	161	70188-49	176	71095-38	170
68141-47	156	68676-49	161	70191-41	176	71097-38	170
68150-39	156	68679-38	161	70191-49	52	71098-38	170
68150-47	156	68679-49	161		53		174
68150-49	156	68683-38	161		176	71150-47	170
68151-47	156	68684-38	161	70192-48	176	71151-48	170
68152-47	156	68686-38	161	70193-37	164	71156-47	170
68165-15	157	68689-38	161	70193-39	164	71157-47	170
	170	68692-38	161	70193-40	176	71180-36	170
68165-34	156	68693-38	161	70193-48	166	71182-47	170
68165-47	156	68694-38	161	70193-49	52	71183-47	170
68188-39	156	68695-38	161		53	71188-47	170
68188-47	156	68696-38	161	70196-50	52	71190-47	170
68210-39	156	68702-38	161	70209-36	164	71270-39	170
68225-48	156	68707-38	161	70209-41	166	71271-47	170
68448-35	156	68715-20	161	70211-49	52	71294-47	170
68449-35	156	68715-49	161		53	71300-47	170
68450-34	156	69001-42	161	70244-38	164	71304-47	170
68450-49	156	69001-48 A	161	70244-47	164	71310-38	170
68451-34	156	69014-54	163		166	71311-39	170
68454-35	156	69016-52	163	70246-42	52	71311-47	170
68455-35	156	69017-52	163		53	71313-39	170
68455-49	156	69020-31	161		176	71325-39	170
68456-35	156	69021-54	163	70249-42	57	71326-39	170
68457-35	156	69022-31	162		168	71338-39	170
68457-36	156	69022-54	163	70261-30	164	71340-39	170
68457-49	156	69024-31	162	70262-32	164	71341-39	170
68458-49	156	69028-31	162	70271-48	168	71350-47	170
68459-47	156	69030-31	162	70281-39	164	71500-36	172
68459-49	156	69032-31	162	70281-47	164	71501-48	172
68461-34	156	69034-31	162		166	71506-36	172
68462-49	157	69037-42	162	70281-47	168	71510-36	172
68463-49	157	69038-31	162	70282-47	164	71514-36	172
68464-49	157	69051-54	163		166	71516-36	172
68465-49	157	69107-42	162		168	71525-36	172
68466-49	158	69107-48	163	70286-39	168	71550-36	172
68469-35	158	69107-51	163	70286-47	168	71560-36	172
68470-35	158	69114-48	163	70287-39	158	71562-36	172
68471-35	158	69114-51	163		168	71580-36	172
68472-35	158	69116-48	163	70287-47	168	71582-48	172
68474-35	158	69116-51	163	70291-51	168	71585-48	172
68515-38	158	69118-42	163	70295-39	164	71587-36	172
68521-38	158	69120-36	98	70295-47	164	71589-39	172
68522-38	158		121	70300-47	168	71600-39	172
68543-50	158		163	70305-50	159	71601-37	172
68550-50	158	69120-45	163	70307-50	159	71602-39	172
68557-50	158	69124-36	163	70320-38	164	71603-37	172
68558-50	158	69130-36	163	70320-47	164	71604-37	172
68559-50	158	69130-54	163	70320-48	164	71606-37	172
68560-50	158	69135-47	161	70321-48	166	71607-37	172
68561-50	158	69135-47	163	70331-48	166	71609-37	172
68562-50	158	69139-54	164	70333-38	168	71610-42	172
68566-50	158	69140-54	164	70333-51	168	71611-43	172
68567-50	158	70058-50	159	70337-47	164	71800-26	173
68570-50	158	70060-29	161	70528-45	168	71800-26 A	173
68571-50	158	70101-38	164	70529-45	168	71802-26	173
68572-50	159	70101-49	166	70530-45	168	71804-26	142
68599-38	160	70102-49	164	70533-36	168		173
68600-38	160	70129-36	164	70549-47	168	71806-26	173
68600-46	160	70130-36	164	70575-50	160	71811-26	173
68600-49	160	70131-51 A	164	70932-48	168	71813-26	173
68601-46	160		166	70935-39	168	71815-26	173
68601-49	160	70144-47	164	70936-47	168	71840-29	173
68603-49	160	70144-49	166	70937-48	168	71843-29	173
68604-49	160	70144-54	166	70938-49	168	71845-29	173
68615-46	161	70146-49	166	70938-54	168	71851-29	173
68616-46	161	70160-48	164	70940-48	57	71856-29	173
68620-46	161		166	70950-39	168	71859-29	173
68650-38	161	70167-47	158	70950-47	168	71861-29	173
68652-38	161		164	71065-36	168	72002-51	173
68653-38	161		166	71067-47	168	72004-39	173
68660-38	161	70170-42	176	71069-47	168	72010-39	173
68661-38	161	70170-49	176	71075-47	170	72015-39	173
		70170-52	176			72017-39	174

NUMERICAL INDEX OF PART NUMBERS

Part No.	Page	Part No.	Page	Part No.	Page	Part No.	Page
72019-39	174	82140-49	180	82870-41	182	83630-37	186
72020-39	174	82147-49	180	82873-41	182	83632-37	186
72301-49	174	82160-49	180	82884-32	182	83635-37	186
72325-48	174	82161-39	179	82885-32	182	83636-37	186
72338-48	174	82163-38	179	82886-32	182	83640-37	186
72341-48	174	82164-38	179	82900-37	182	83642-37	186
72345-48	174	82164-48	179	82900-51	182	83643-37	186
74500-38	174	82166-38	179	82903-32	182	83644-37	186
74500-51 A	53	82166-40	179	82906-32	182	83655-37	186
	174	82168-39	179	82960-41	182	83690-40	186
74511-41	174	82175-38	180	82961-51	182	83691-40	186
74511-51 A	52	82175-47	180	82965-41	182	83692-40	187
	174	82175-49	180	82966-51	182	83695-37	192
74514-52	174	82176-39	180	83001-32	182		190
74515-48	174	82177-47	180	83003-32	182	83697-39	187
74518-48	174	82178-47	180	83020-34	182	83697-51	187
74521-48	174	82181-49	180	83022-39	182	83800-51	184
74524-48	174	82185-49	180	83024-39	182	83807-51	184
74524-52	174	82186-49	180	83050-41	183	83900-37	187
74527-48	52	82195-39	180	83050-51	183	83901-40	187
	53	82195-47	180	83055-34	183	83910-51	187
	174	82197-47	180	83057-34	183	83915-51	187
74527-52	174	82202-47	180	83057-51	183	83917-51	187
74529-42	175	82204-47	180	83058-51	183	83950-37	187
74536-42	175	82206-47	180	83060-34	184	83960-37	187
74541-52	175	82215-47	180	83095-32	184	83975-37	187
74542-52	175		181	83098-38	184	84506-32	188
74545-52	175	82221-47	180	83101-32	184	84530-32	188
74565-52	175		181	83105-28	184	84533-32	188
74567-52	175	82223-47	180	83107-32	184	84533-48	188
74569-52	176		181	83110-38	184	84534-32	188
74575-52	176	82240-39	180	83135-32	184	84534-48	188
74750-38	174	82241-39	180	83135-51	184	84547-32	188
74755-38	174	82242-39	180	83137-32	184	84547-48	188
74765-36	174	82246-41	180	83137-51	184	84567-32	188
74765-47	174	82247-41	180	83139-32	184	84585-34	188
77500-38	176	82248-39	180	83152-32	184	84585-48	188
77501-38	176	82249-39	180	83154-32	184	84588-32	188
77502-38	176	82260-39 A	180	83160-32	184	84588-48	188
77525-36	176		181	83160-51	184	84590-32	188
77535-36	176	82300-38	180	83162-32	184	84592-32	188
77550-36	176	82301-38	180	83162-51	184	84593-32	189
77560-34	178	82301-48	178	83164-32	184	84640-42	189
77562-34	178		182	83166-32	184	84643-32	189
77575-34	178	82301-49	179	83300-51	184	84740-42	189
77577-34	178		182	83302-51	184	84744-32	189
77660-36	178	82305-48	182	83311-51	184	84800-35	189
77662-36	178	82306-48	182	83312-51	184	84825-35	189
78030-39	178	82308-48	182	83350-51	184	84829-40	189
78031-39	178	82310-48	182	83351-51	184	84845-35	189
78035-38	178	82312-48	182	83355-51	184	84900-39	189
78036-39	178	82314-48	182	83356-51	184	84902-32	189
78040-39	178	82316-48	182	83371-51	184	84904-32	189
78042-41	178	82318-48	182	83373-51	184	84904-52	189
78045-40	178	82320-48	182	83375-51	185	84920-42	189
78075-38	178	82324-48	182	83377-51	185	84921-42	189
78500-49	53	82330-48	182	83460-51	185	84925-39	189
	55	82332-48	182	83462-51	185	84927-39	189
	178	82334-48	182	83500-51	186	84932-42	189
78501-41	55	82336-48	182	83502-51	186	84933-42	189
	178	82359-48	182	83505-51	186	84945-32	189
82001-41	178	82360-49	182	83506-51	186	84949-35	189
82010-39	179	82364-48	182	83507-51	186	85000-37	189
82010-49	180	82370-49	179	83508-51	186	85006-37	189
82024-39	179		181	83510-51	186	85007-37	189
82026-39	179	82373-38	180	83511-51	186	85015-46	189
	180	82376-32	180	83515-51	186	85017-46	189
82049-32	178	82400-51	178	83516-51	186	85040-39	189
	180	82800-41	182	83525-51	186	85042-39	189
82050-49	180	82800-51	182	83528-51	186	85100-39	189
82055-39	178	82816-38	182	83535-51	186	85101-39	189
82055-48	178	82821-38	182	83536-51	186	85102-39	189
82055-49	178	82830-37	182	83560-51	186	85202-42	190
82055-49	180	82835-32	182	83562-51	186	85203-42	190
82060-49	180	82840-32	182	83564-51	186	85211-42	190
82067-49	180	82845-32	182	83566-51	186	85213-42	190
82095-49	180	82846-34	182	83571-51	186	85220-42	190
82099-49	180	82850-32	182	83625-37	186	85221-42	190
82119-49	180	82860-32	182	83628-37	186	87064-36	190

NUMERICAL INDEX OF PART NUMBERS

227

Part No.	Page	Part No.	Page	Part No.	Page	Part No.	Page
87066-36	198	88301-37	195	89106-37	198	91185-38	201
87070-37	190	88304-37	195	89108-37	198	91185-42	205
87072-38	198	88305-37	195	89150-36	198	91186-38	201
87082-36	190	88310-37	195	89152-37	198	91187-49	203
87094-36	190	88311-37	195	89200-36	198	91189-49	203
87095-36	198	88314-37	195	89221-36	198	91202-50	203
87117-36	190	88364-36	195	91007-48	200	91203-33	201
87127-36	190	88366-36	195	91007-52	200	91204-33	201
87128-36	190	88485-36	195	91008-52	200	91205-32	201
87135-36	190	88487-36	195	91008-52 A	200	91205-33	201
87136-36	190	88488-36	195	91010-48	200	91205-38	201
87138-36	190	88490-36	195	91010-52	200	91206-33	201
87176-37	190	88492-36	195	91012-48	200	91206-50	203
87181-37	190	88500-36	195	91017-48	200	91207-50	203
87197-36	190	88502-36	196	91019-48	200	91208-49	203
	191	88504-36	196	91019-52	200	91209-38	201
87254-24	191	88506-36	196	91023-52	200	91209-49	203
87265-24	191	88507-36	196	91024-52	200	91210-49	203
87267-24	191	88510-22	196	91028-48	200	91213-49	203
87433-36	191	88528-36	196	91028-52	200	91216-49	203
87438-30	191	88539-36	196	91029-48	200	91220-49	203
87444-33	191	88540-36	134	91032-48	200	91223-49	203
87654-36	192			91032-52	200	91224-49	203
87665-36	192	88560-36	196	91034-48	200	91225-32	201
87674-39	192	88575-36	196	91036-52	200	91225-49	203
87676-36	192	88577-37	200	91038-52	200	91235-49	203
87680-39	198	88590-38	196	91075-49	200	91238-49	203
87681-41	192	88590-46	196	91076-49	200	91241-49	204
87685-30	192	88620-25	196	91079-49	200	91242-50	204
87689-39	192	88624-30	189	91083-49	200	91249-32	201
87690-39	198	88650-35	196	91085-49	200	91249-49	204
87692-39	192	88670-31	196	91086-49	200	91252-38	202
87720-37	198	88672-38	197	91128-31	201	91252-49	204
87722-38	192	88673-41	200	91130-49	203	91255-36	202
87724-37	192	88680-26	197	91131-49	203	91255-49	204
87726-41	192	88681-31	196	91134-50	203	91257-49	205
87730-37	198	88685-31	197	91140-49	203	91260-36	202
87732-41	192	88686-26	197	91141-50	203	91261-49	205
87734-38	192	88690-24	196	91143-32	201	91263-36	202
87736-41	192			91143-42	205	91263-49	205
87900-34	193	88693-26	197	91144-42	205	91268-50	205
87901-34	200			91145-42	205	91276-50	205
87902-34	193	88693-39	197	91149-49	203	91290-52	205
87904-34	200			91152-49	203	91293-52	205
87925-39	193	88696-28	196	91155-31	201	91298-32	202
87928-39	200	88704-28	196	91156-31	201	91299-32	202
87961-34	193	88706-28	196	91157-31	201	91300-52	205
87964-34	193	88730-37	197	91158-32	201	91355-31	202
87965-34	193	88731-37	197	91158-49	203	91356-38	202
87984-30	193	88737-37	197	91160-32	201	91357-38	202
87986-30	193	88738-37	197	91160-33	201	91358-31	202
88010-36	193	88850-36	197	91160-42	205	91363-32	202
88025-23	193	88860-36	197	91160-49	203	91364-32	202
88026-34	193	88862-36	197	91162-38	201	91365-31	202
88100-24	193	88875-36	197	91162-39	201	91368-31	202
88101-37	193	88892-36	197	91162-42	205	91369-38	202
88130-25	193	88896-36	197	91162-49	203	91370-47	203
88131-25	193	88904-36	197	91164-32	201	91704-15	168
88170-24	193	88932-24	197	91164-42	205	91775-51	206
88172-25	193	88934-24	198	91164-49	203	91780-51	206
88174-37	193	88936-18	101	91168-39	201	91781-51	206
88176-24	195			91168-40	201	91782-51	206
88260-25	195	88938-30	197	91168-42	205	91783-51	206
88261-36	195	88941-30	198	91168-49	203	91784-51	206
88264-36	195	88945-30	198	91170-49	203	91786-51	206
88265-25	195	88950-36	198	91179-32	201	96200-49	104
88278-28	195	89100-37	198	91180-38	201		
88281-28	195	89102-37	196	91180-49	203		
88300-37	195	89104-37	198	91182-49	203		

All parts marked by dot preceding part number are available from the various Companies advertising in this book. All unmarked part numbers are either unavailable or can be obtained from your local Harley Dealer or in many cases can be obtained in limited quantities from some of the advertisers in this book.